




OREGON AT-A-GLANCE SCHOOL PROFILE

Lincoln Street Elementary School



PRINCIPAL: Carmen Brodniak | GRADES: K-6 | 801 NE Lincoln St, Hillsboro 97124 | 503-844-1160

Students We Serve



DEMOGRAPHICS

American Indian/Alaska Native	
Students	0%
Teachers	0%
Asian	
Students	0%
Teachers	0%
Black/African American	
Students	<1%
Teachers	0%
Hispanic/Latino	
Students	79%
Teachers	36%
Multiracial	
Students	3%
Teachers	0%
Native Hawaiian/Pacific Islander	
Students	0%
Teachers	0%
White	
Students	18%
Teachers	64%

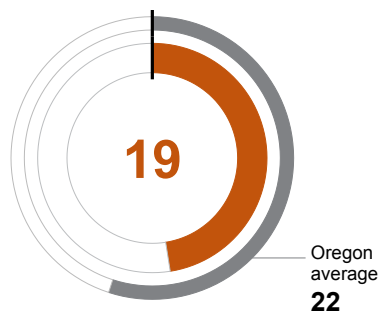
63% Ever English Learners		9 Languages Spoken
16% Students with Disabilities	97% Required Childhood Vaccinations	>95% Free/Reduced Price Lunch

*<10 students or data unavailable

School Environment

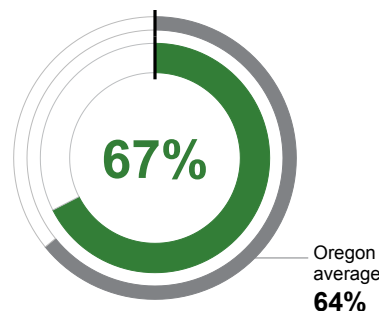
CLASS SIZE

Median class size.



REGULAR ATTENDERS

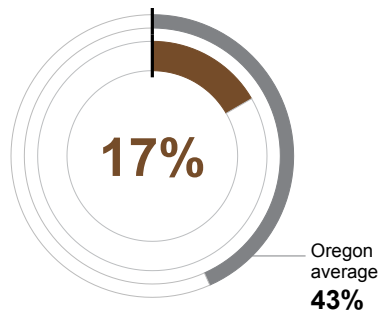
Students who attended more than 90% of their enrolled school days.



Academic Success

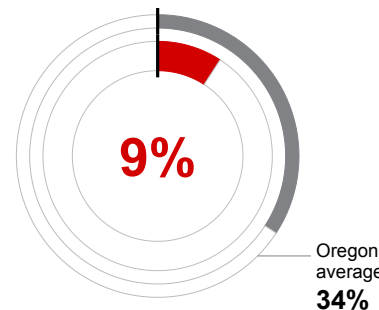
ENGLISH LANGUAGE ARTS

Students meeting state grade-level expectations.



MATHEMATICS

Students meeting state grade-level expectations.



Academic Progress

INDIVIDUAL STUDENT PROGRESS

Year-to-year progress in English language arts and mathematics.

Data not available in 2021-22

School Goals

At Lincoln Street, we engage students to be their best in a rich multicultural environment where they are nurtured and challenged to reach their full potential. As an AVID Elementary and Dual Language Program School, we are focusing this year on explicit academic language and vocabulary across all content areas using writing strategies, discourse and language routines, as well as targeted intervention and extension activities. In addition, we will consistently incorporate feedback from students and families in our instructional practices to provide for the socio-emotional needs of each of our students.

State Goals

The Oregon Department of Education is partnering with school districts and local communities to ensure a 90% on-time, four year graduation rate by 2025. To progress toward this goal, the state will prioritize efforts to improve attendance, provide a well-rounded education, invest in implementing culturally responsive practices, and promote continuous improvement to close opportunity and achievement gaps for historically and currently underserved students.

Safe & Welcoming Environment

Our school recognizes the diversity and worth of all students, individuals and groups, and is committed to both educating and providing a safe and inclusive space for everyone, regardless of their race, color, religion, immigration status, or any other basis. We believe that students learn best when they feel safe and valued. Our focus this year is on socio-emotional skill-building and growth mindset. Our staff is skilled, caring, and dedicated to fostering each student's academic and personal growth in a supportive and welcoming environment.



Outcomes

Our Staff (rounded FTE)



21

Teachers



10

Educational assistants



1

Counselors/
Psychologists



77%

Average teacher retention rate



82%

% of licensed teachers with more than 3 years of experience



Yes

Same principal in the last 3 years

REGULAR ATTENDERS

American Indian/Alaska Native	<10 students or data unavailable
Asian	<10 students or data unavailable
Black/African American	<10 students or data unavailable
Hispanic/Latino	66%
Multiracial	70%
Native Hawaiian/Pacific Islander	<10 students or data unavailable
White	73%
Free/Reduced Price Lunch	67%
Ever English Learner	64%
Students with Disabilities	68%
Migrant	71%
Homeless	65%
Students in Foster Care	<10 students or data unavailable
Talented and Gifted	<10 students or data unavailable
Female	67%
Male	68%
Non-Binary	<10 students or data unavailable

ENGLISH LANGUAGE ARTS

<10 students or data unavailable
<10 students or data unavailable
<10 students or data unavailable
12%
<10 students or data unavailable
<10 students or data unavailable
37%
17%
8%
15%
11%
10%
<10 students or data unavailable
<10 students or data unavailable
19%
14%
<10 students or data unavailable

MATHEMATICS

<10 students or data unavailable
<10 students or data unavailable
<10 students or data unavailable
5%
<10 students or data unavailable
<10 students or data unavailable
24%
9%
<5%
<5%
6%
<5%
<10 students or data unavailable
<10 students or data unavailable
11%
8%
<10 students or data unavailable

About Our School

BULLYING, HARASSMENT, AND SAFETY POLICIES

Our number one priority and goal is to ensure students are safe. To that end, we have a network of adults, systems, structures, protocols, and other supports we leverage to keep our school as safe as possible. To learn more, please visit www.hsd.k12.or.us/keepingstudentsafe. Ensuring safety also means that positive, respectful, and responsible behavior is expected at all times. We do not tolerate bullying or harassment. To learn more about the District's definition and response to bullying and/or harassment, please see Board Policies JFCF and JFCF-AR: Hazing, Harassment and Bullying, as well as the Standards of Student Conduct.

EXTRACURRICULAR ACTIVITIES

Our goal is to provide as many opportunities as possible for students to access extracurricular activities. We offer Lynx Academy (language arts and math interventions and enrichment activities), Sports, Garden Club, STEAM, Band, Violin, Champions, and Adelante Chicas.

PARENT ENGAGEMENT

We know parents are the first and most important educators in our students' lives. Parent collaboration with their classroom teachers and the school is crucial to preparing our students for a successful year. We collaborate with families to develop grade-level and school-wide activities focused on strengthening our school community. We encourage families to reach out to their child's classroom teacher or to our front office staff for information about volunteering and engaging with our school community.

COMMUNITY ENGAGEMENT

Our partnership with outside agencies has been key to our success in building a strong community of support for students and their families. Some of these partnerships include Greater Than - Academic intervention, family engagement, community resources, afterschool programs; First United Methodist Church, Church of Latter Day Saints, Intel, Oregon Food Bank - donations, food, and volunteers to support our Free Food Market; Western Psychological Services and Pacific University - counseling services and guidance groups; Champions - after-school program; and Head Start - preschool program.