




# OREGON AT-A-GLANCE SCHOOL PROFILE

## Farmington View Elementary School




PRINCIPAL: Jennifer McCalley | GRADES: K-6 | 8300 SW Hillsboro Hwy, Hillsboro 97123 | 503-844-1735

### Students We Serve




### DEMOGRAPHICS


#### American Indian/Alaska Native




#### Asian




#### Black/African American




#### Hispanic/Latino



#### Multiracial



#### Native Hawaiian/Pacific Islander



#### White



15%

Ever English Learners



6

Languages Spoken

19%

Students with Disabilities

95%

Required Childhood Vaccinations

>95%

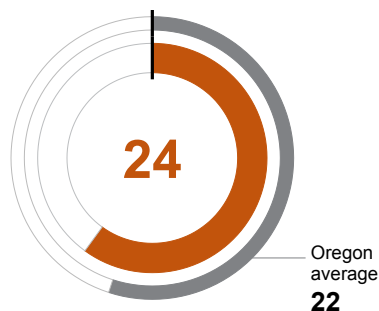
Free/Reduced Price Lunch

\*<10 students or data unavailable

### School Environment

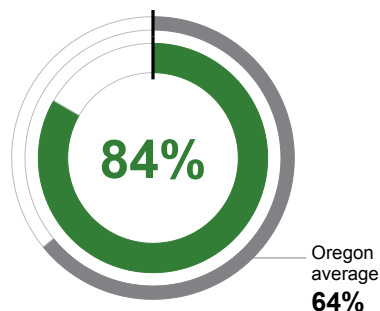
#### CLASS SIZE

Median class size.



#### REGULAR ATTENDERS

Students who attended more than 90% of their enrolled school days.



### Academic Progress

#### INDIVIDUAL STUDENT PROGRESS

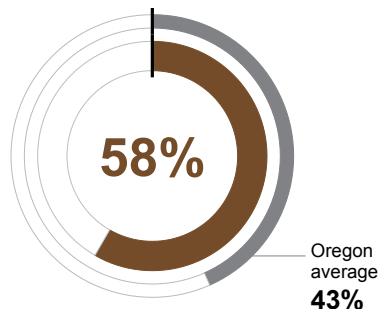
Year-to-year progress in English language arts and mathematics.

Data not available in 2021-22

### Academic Success

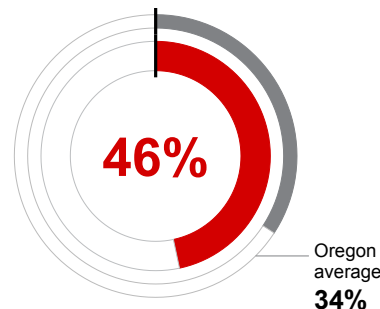
#### ENGLISH LANGUAGE ARTS

Students meeting state grade-level expectations.



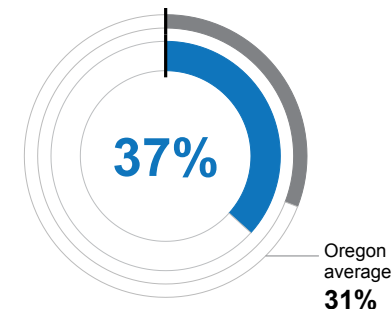
#### MATHEMATICS

Students meeting state grade-level expectations.



#### SCIENCE

Students meeting state grade-level expectations.



### School Goals

Farmington View lies at the southwestern edge of Hillsboro amongst the beautiful landscapes of southwest Hillsboro. With a capacity of less than 350 students, it is truly a place where students can be intimately known. The historic one-hallway school recently received modernization upgrades to equip the building with modern features. Farmington View is a STEAM school, which means we place an emphasis on Science, Technology, Engineering, Arts, and Math. Main school goals are for every student to have strong literacy skills, strong number sense, and to be involved with an extracurricular activity.

### State Goals

The Oregon Department of Education is partnering with school districts and local communities to ensure a 90% on-time, four year graduation rate by 2025. To progress toward this goal, the state will prioritize efforts to improve attendance, provide a well-rounded education, invest in implementing culturally responsive practices, and promote continuous improvement to close opportunity and achievement gaps for historically and currently underserved students.

### Safe & Welcoming Environment

Farmington View Elementary has a compact physical layout and a small staff which enables it to feel like "home away from home" very quickly. Farmington View's staff has completed a variety of trainings in Trauma-Informed Care, Equity, and Social-Emotional Learning Strategies. Teachers utilize Positive Behavior Support Strategies in grades 3 - 6 and PAX strategies K - 2. In addition, we have full-time counseling support and a part-time Student Success Coach. During our recent construction upgrades, we received a fenced-in perimeter, secured entry vestibule, and surveillance cameras to enhance safety.



# OREGON AT-A-GLANCE SCHOOL PROFILE CONTINUED

## Farmington View Elementary School



2021-22

### Outcomes

#### Our Staff (rounded FTE)



**14**

Teachers



**4**

Educational assistants



**<1**

Counselors/  
Psychologists



**87%**

Average teacher retention rate



**71%**

% of licensed teachers with more than 3 years of experience



**No**

Same principal in the last 3 years

#### REGULAR ATTENDERS

American Indian/Alaska Native	<10 students or data unavailable
Asian	<10 students or data unavailable
Black/African American	<10 students or data unavailable
Hispanic/Latino	76%
Multiracial	87%
Native Hawaiian/Pacific Islander	<10 students or data unavailable
White	86%
Free/Reduced Price Lunch	84%
Ever English Learner	75%
Students with Disabilities	83%
Migrant	<10 students or data unavailable
Homeless	<10 students or data unavailable
Students in Foster Care	<10 students or data unavailable
Talented and Gifted	<10 students or data unavailable
Female	87%
Male	82%
Non-Binary	<10 students or data unavailable

#### ENGLISH LANGUAGE ARTS

<10 students or data unavailable
<10 students or data unavailable
<10 students or data unavailable
41%
<10 students or data unavailable
<10 students or data unavailable
62%
58%
28%
30%
<10 students or data unavailable
<10 students or data unavailable
<10 students or data unavailable
<10 students or data unavailable
57%
59%
<10 students or data unavailable

#### MATHEMATICS

<10 students or data unavailable
<10 students or data unavailable
<10 students or data unavailable
19%
<10 students or data unavailable
<10 students or data unavailable
52%
46%
16%
22%
<10 students or data unavailable
<10 students or data unavailable
<10 students or data unavailable
<10 students or data unavailable
40%
51%
<10 students or data unavailable

#### About Our School

##### BULLYING, HARASSMENT, AND SAFETY POLICIES

We utilize a three-tier approach to maximize positive behavior. Tier 1: School-wide lessons that teach expectations and procedures. These lessons are taught during Morning Meeting time each school day and cover everything from school safety procedures to a variety of social behaviors that help students practice good citizenship and demonstrate positive character traits. Students are recognized for their efforts through tickets for raffle drawings. Tier 2: Targeted social skills instruction and/or counseling for students who need additional behavioral support. Tier 3: Intensive supports tailored to the student that are highly structured and may involve outside health professionals.

##### EXTRACURRICULAR ACTIVITIES

Farmington View boasts strong extracurricular offerings covering a variety of interests due to several factors: 1. Strong parental involvement; 2. Dedicated STEAM Coach for after school programming; and 3. On-site after-school childcare program. Clubs and programming get refreshed each year and are generally announced in September.

##### PARENT ENGAGEMENT

Parents can be involved in a variety of ways at Farmington View Elementary School: Fall Parent/Teacher Family Connection, Booster Club (meets monthly), Farmington View Parents for Academic Excellence (meets monthly), School Day Volunteer Opportunities, After-School Club Opportunities, and 1st Quarter Parent/Teacher Conferences.

##### COMMUNITY ENGAGEMENT

Farmington View enjoys a rich selection of community resources and support. Since our STEAM programming is often environmentally-based, we have partnerships with local organizations that support environmental science and other STEAM opportunities. We have a dedicated STEAM coordinator who works to create these partnerships. Examples include the City of Hillsboro's Jackson Bottom Wetlands, local farms to support our garden, and high tech companies like Intel. Parents and families are updated monthly by the principal with the Bobcat Bulletin in English and Spanish. The school also puts out reminders and highlights via social media @FVESbocats.