



OREGON AT-A-GLANCE SCHOOL PROFILE

Liberty High School



PRINCIPAL: Greg Timmons | GRADES: 9-12 | 7445 NE Wagon Dr, Hillsboro 97124 | 503-844-1250

Students We Serve




1,441


Student Enrollment

DEMOGRAPHICS


American Indian/Alaska Native



Asian




Black/African American




Hispanic/Latino



Multiracial



Native Hawaiian/Pacific Islander



White



28%

Ever English Learners



33

Languages Spoken

14%

Students with Disabilities

96%

Required Childhood Vaccinations

>95%

Free/Reduced Price Lunch

*<10 students or data unavailable

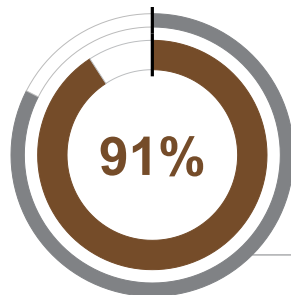
Special Note

The At-A-Glance School and District profiles tell a story about Oregon's schools and districts. The story is harder to tell this year as the COVID-19 pandemic significantly impacted our schools and the data we collect. As a result, statewide assessment and attendance data cannot be compared to prior years and are not shown here. We have included links to our website where you can view the 2020-21 statewide assessment and attendance data and read a detailed description of how these data were impacted. We're thankful for your partnership as we focus on care, connection and the creation of safe, inclusive and supportive learning environments.

Academic Success

ON-TIME GRADUATION

Students earning a diploma within four years. Cohort includes students who were first-time ninth graders in 2016-17 graduating in 2019-20.



Oregon average 83%

School Environment

REGULAR ATTENDERS

Students who attended more than 90% of their enrolled school days.

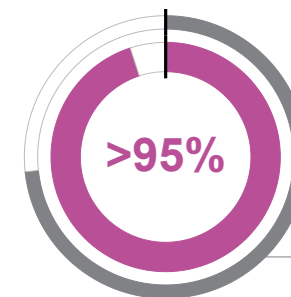
For 2020-21 Regular Attenders data please visit:

www.oregon.gov/ode/schools-and-districts/reportcards/reportcards/Pages/Regular-Attenders-2021.aspx

Academic Progress

ON-TRACK TO GRADUATE

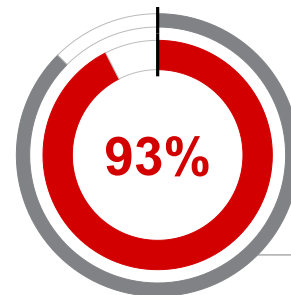
Students earning one-quarter of graduation credits in their 9th grade year.



Oregon average 74%

FIVE-YEAR COMPLETION

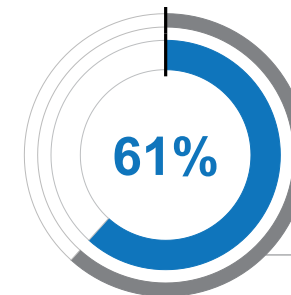
Students earning a high school diploma or GED within five years.



Oregon average 87%

COLLEGE GOING

Students enrolling in a two or four year college within 16 months of completing high school in 2017-18. Data from the National Student Clearinghouse.



Oregon average 62%

School Goals

We emphasize academic rigor through the 5Ds Instructional framework with a focus on the use of effective, research-based instructional practices, and the continual analysis of on-track data. In addition, we focus on developing and implementing academic language by implementing AVID's Writing, Inquiry, Collaboration, Organization and Reading strategies. We will strengthen student connection to our school by building learning alliances and an equitable, inclusive school climate through culturally responsive practices and trauma-informed care.

State Goals

The Oregon Department of Education is partnering with school districts and local communities to ensure a 90% on-time, four year graduation rate by 2025. To progress toward this goal, the state will prioritize efforts to improve attendance, provide a well-rounded education, invest in implementing culturally responsive practices, and promote continuous improvement to close opportunity and achievement gaps for historically and currently underserved students.

Safe & Welcoming Environment

We recognize the diversity and worth of all students, individuals, and groups; and, are committed to both educating and providing a safe and inclusive space for everyone, regardless of their race, color, religion, immigration status, or any other basis. We believe that students learn best when they feel safe and valued. Our staff is skilled, caring, and dedicated to fostering each student's academic and personal growth in a supportive and welcoming environment.



OREGON AT-A-GLANCE SCHOOL PROFILE CONTINUED

Liberty High School

2020-21

Outcomes

Our Staff (rounded FTE)



61

Teachers



25

Educational
assistants



6

Counselors/
Psychologists



87%

Average teacher
retention rate



80%

% of licensed teachers
with more than 3 years
of experience



Yes

Same principal in
the last 3 years

	REGULAR ATTENDERS	ON-TRACK TO GRADUATE	ON-TIME GRADUATION
American Indian/Alaska Native		<10 students or data unavailable	<10 students or data unavailable
Asian		>95%	93%
Black/African American		<10 students or data unavailable	90%
Hispanic/Latino		95%	89%
Multiracial		>95%	>95%
Native Hawaiian/Pacific Islander		<10 students or data unavailable	<10 students or data unavailable
White		94%	92%
Free/Reduced Price Lunch		92%	87%
Ever English Learner		>95%	87%
Students with Disabilities		94%	81%
Migrant		94%	>95%
Homeless		<10 students or data unavailable	70%
Talented and Gifted		>95%	>95%
Female		>95%	91%
Male		93%	91%
Non-Binary		<10 students or data unavailable	Coming in 2022-23

About Our School

ADVANCED COURSEWORK

Liberty offers over 17 AP courses, including: Biology, Calculus AB/BC, Chemistry, Computer Science, Computer Science Principles, English Language, English Literature, Environmental Science, Human Geography, Music Theory, Physics 1/C, Psychology, Spanish Language, Statistics, Studio Art, U.S. Government, and US History. Additionally, we offer over 30 Dual Credit options, including Senior Inquiry - a partnership with Portland State University - that earns students 15 college credits.

CAREER & TECHNICAL EDUCATION

Liberty's CTE offerings include: Child Services, Culinary Arts, Health Services, Sustainable Agriculture, Sustainable Design, Marketing, and Fire Science in partnership with the Hillsboro Fire Department. Liberty is excited to have built a new Aerospace program in collaboration with Hillsboro Airport. We have a new Sustainable Agriculture and Sustainable Design building on campus with two classrooms and outdoor areas. Additionally, students at Liberty can access select CTE programs at the other comprehensive high schools in the Hillsboro School District through a daily inter-campus shuttle.

EXTRACURRICULAR ACTIVITIES

Liberty High School is a member of OSAA and has 22 highly competitive athletic teams in the Pacific Conference League. Students take part in over 20 academic and activity clubs, including multiple service clubs that positively impact our community and prepare students for future careers. We have an active Student Leadership program and a highly regarded fine arts program, including ceramics and studio art. Liberty is proud of our award-winning performing arts programs, including band, choir, and theater. Refer to our school website for a full list of activities and performances.

PARENT & COMMUNITY ENGAGEMENT

Liberty hosts many events for our parents and community: Falcon Flight Orientation Days, Back-to-School events, Curriculum Night, and Conferences. Our Family Outreach Liaison and Parent Advisory Committees provide additional bilingual and bicultural outreach. We have a very proud tradition of celebrating Veterans Day with our community's veterans. Our sports and activities depend on our active Liberty Booster Club, providing resources and information to Liberty families. Our School-to-Career Counselor connects hundreds of students to internships in businesses and organizations throughout our community and provides events for college and financial aid application support.