




# OREGON AT-A-GLANCE SCHOOL PROFILE

## Farmington View Elementary School

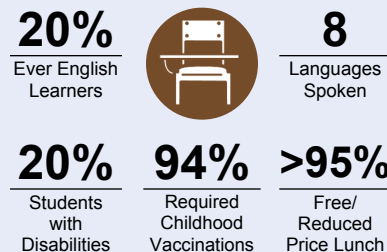
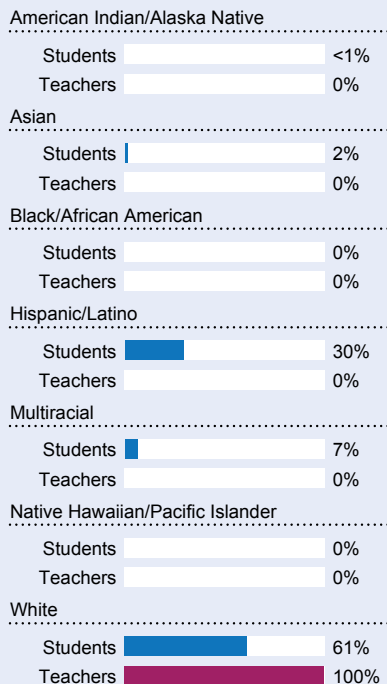


PRINCIPAL: Nabil Zerizef | GRADES: K-6 | 8300 SW Hillsboro Hwy, Hillsboro 97123 | 503-844-1735

### Students We Serve



### DEMOGRAPHICS



\*<10 students or data unavailable

### Special Note

The At-A-Glance School and District profiles tell a story about Oregon's schools and districts. The story is harder to tell this year as the COVID-19 pandemic significantly impacted our schools and the data we collect. As a result, statewide assessment and attendance data cannot be compared to prior years and are not shown here. We have included links to our website where you can view the 2020-21 statewide assessment and attendance data and read a detailed description of how these data were impacted. We're thankful for your partnership as we focus on care, connection and the creation of safe, inclusive and supportive learning environments.

### Academic Success

#### ENGLISH LANGUAGE ARTS

Students meeting state grade-level expectations.

For 2020-21 English Language Arts data please visit:

[www.oregon.gov/ode/schools-and-districts/reportcards/reportcards/Pages/Statewide-Assessment-Results-2021.aspx](http://www.oregon.gov/ode/schools-and-districts/reportcards/reportcards/Pages/Statewide-Assessment-Results-2021.aspx)

### School Environment

#### REGULAR ATTENDERS

Students who attended more than 90% of their enrolled school days.

For 2020-21 Regular Attenders data please visit:

[www.oregon.gov/ode/schools-and-districts/reportcards/reportcards/Pages/Regular-Attenders-2021.aspx](http://www.oregon.gov/ode/schools-and-districts/reportcards/reportcards/Pages/Regular-Attenders-2021.aspx)

#### MATHEMATICS

Students meeting state grade-level expectations.

For 2020-21 Mathematics data please visit:

[www.oregon.gov/ode/schools-and-districts/reportcards/reportcards/Pages/Statewide-Assessment-Results-2021.aspx](http://www.oregon.gov/ode/schools-and-districts/reportcards/reportcards/Pages/Statewide-Assessment-Results-2021.aspx)

### Academic Progress

#### INDIVIDUAL STUDENT PROGRESS

Year-to-year progress in English language arts and mathematics.

Data not available in 2020-21

#### SCIENCE

Students meeting state grade-level expectations.

For 2020-21 Science data please visit:

[www.oregon.gov/ode/schools-and-districts/reportcards/reportcards/Pages/Statewide-Assessment-Results-2021.aspx](http://www.oregon.gov/ode/schools-and-districts/reportcards/reportcards/Pages/Statewide-Assessment-Results-2021.aspx)

### School Goals

Farmington View lies at the southwestern edge of Hillsboro amongst the beautiful landscapes of southwest Hillsboro. With a school capacity of less than 350 students, it is truly a place where students can be intimately known. The historic one-hallway school recently received modernization upgrades to equip the building with modern school features. Farmington View is a STEM school, which means we place an emphasis on Science, Technology, Engineering and Math. Main school goals are for every student to have strong phonemic literacy skills, strong number sense, and to be involved with an extracurricular activity.

### State Goals

The Oregon Department of Education is partnering with school districts and local communities to ensure a 90% on-time, four year graduation rate by 2025. To progress toward this goal, the state will prioritize efforts to improve attendance, provide a well-rounded education, invest in implementing culturally responsive practices, and promote continuous improvement to close opportunity and achievement gaps for historically and currently underserved students.

### Safe & Welcoming Environment

Farmington View has a compact physical layout and a small staff which enables it to feel like "home away from home" very quickly. Farmington View's staff has completed a variety of trainings in Trauma-Informed Care, Equity, and Social-Emotional Learning Strategies. Teachers utilize Positive Behavior Support Strategies in grades 3 - 6 and PAX strategies K - 2. In addition, we have full-time counseling support and a part-time Student Success Coach. During our recent construction upgrades, we received a fenced-in perimeter, security vestibule, and surveillance cameras to enhance safety.



# OREGON AT-A-GLANCE SCHOOL PROFILE CONTINUED

## Farmington View Elementary School



### Outcomes

#### Our Staff (rounded FTE)



**13**

Teachers



**3**

Educational  
assistants



**<1**

Counselors/  
Psychologists



**87%**

Average teacher  
retention rate



**85%**

% of licensed teachers  
with more than 3 years  
of experience



**No**

Same principal in  
the last 3 years

	REGULAR ATTENDERS	ENGLISH LANGUAGE ARTS	MATHEMATICS
American Indian/Alaska Native			
Asian			
Black/African American			
Hispanic/Latino			
Multiracial			
Native Hawaiian/Pacific Islander			
White			
Free/Reduced Price Lunch			
Ever English Learner			
Students with Disabilities			
Migrant			
Homeless			
Talented and Gifted			
Female			
Male			
Non-Binary			

#### About Our School

##### BULLYING, HARASSMENT, AND SAFETY POLICIES

Farmington View utilizes a three-tier approach to maximize positive behavior supports. Tier 1 supports are school-wide lessons that teach expectations and procedures. These lessons are taught during Morning Meeting time each school day and cover everything from school safety procedures to a variety of social behaviors that help students practice good citizenship and demonstrate positive character traits. Students are recognized for their efforts through tickets for raffle drawings. Tier 2 supports include targeted social skills instruction and/or counseling that are provided to students who develop patterns of negative behavior. Tier 3 supports are intensive supports tailored to the student that are highly structured and may involve outside health professionals.

##### EXTRACURRICULAR ACTIVITIES

Farmington View boasts strong extracurricular offerings covering a variety of interests due to several factors: 1. Strong parental involvement; 2. Dedicated STEM Coach for after school programming; and 3. On-site after school childcare program. Clubs and programming get refreshed each year and are generally announced in September.

##### PARENT ENGAGEMENT

Parents can be involved in a variety of ways at Farmington View Elementary School. Below are a list of opportunities: Fall Parent/Teacher Family Connection, Booster Club (meets monthly), Farmington View Parents for Academic Excellence (meets monthly), School Day Volunteer Opportunities, After School Club Opportunities, and 1st Quarter Parent/Teacher Conferences.

##### COMMUNITY ENGAGEMENT

Farmington View enjoys a rich selection of community resources and support. Since our STEM programming is often environmentally based, we have partnerships with local organizations that support environmental science and other STEM opportunities. We have a dedicated STEM coordinator who works to create these partnerships. Examples include the City of Hillsboro's Jackson Bottom Wetlands, local farms to support our garden, and high tech companies like Intel. Parents and families are updated weekly by the principal with the Bobcat Bulletin in English and Spanish. The school also puts out reminders and highlights via their twitter account @FVESbocats. Parents can choose from two different parent groups if they'd like to participate in supporting our school.