




OREGON AT-A-GLANCE SCHOOL PROFILE

Butternut Creek Elementary School

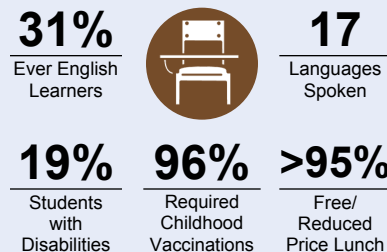
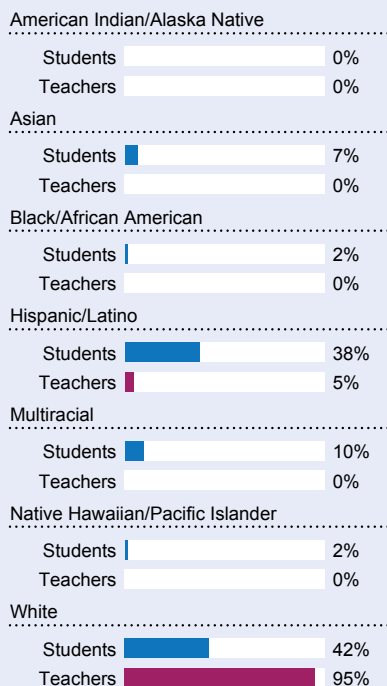
PRINCIPAL: Dani Johnson | GRADES: K-6 | 20395 SW Florence St, Aloha 97007 | 503-844-1390



Students We Serve



DEMOGRAPHICS



*<10 students or data unavailable

Special Note

The At-A-Glance School and District profiles tell a story about Oregon's schools and districts. The story is harder to tell this year as the COVID-19 pandemic significantly impacted our schools and the data we collect. As a result, statewide assessment and attendance data cannot be compared to prior years and are not shown here. We have included links to our website where you can view the 2020-21 statewide assessment and attendance data and read a detailed description of how these data were impacted. We're thankful for your partnership as we focus on care, connection and the creation of safe, inclusive and supportive learning environments.

Academic Success

ENGLISH LANGUAGE ARTS

Students meeting state grade-level expectations.

For 2020-21 English Language Arts data please visit:

www.oregon.gov/ode/schools-and-districts/reportcards/reportcards/Pages/Statewide-Assessment-Results-2021.aspx

School Environment

REGULAR ATTENDERS

Students who attended more than 90% of their enrolled school days.

For 2020-21 Regular Attenders data please visit:

www.oregon.gov/ode/schools-and-districts/reportcards/reportcards/Pages/Regular-Attenders-2021.aspx

MATHEMATICS

Students meeting state grade-level expectations.

For 2020-21 Mathematics data please visit:

www.oregon.gov/ode/schools-and-districts/reportcards/reportcards/Pages/Statewide-Assessment-Results-2021.aspx

Academic Progress

INDIVIDUAL STUDENT PROGRESS

Year-to-year progress in English language arts and mathematics.

Data not available in 2020-21

SCIENCE

Students meeting state grade-level expectations.

For 2020-21 Science data please visit:

www.oregon.gov/ode/schools-and-districts/reportcards/reportcards/Pages/Statewide-Assessment-Results-2021.aspx

School Goals

At Butternut Creek Elementary, we believe that all students can successfully achieve when they are held to high expectations and are properly supported. We strive to know each student by name, strength, and need so we can close the achievement gap and prepare all students for career and college readiness and success in a global society. This year, our areas of focus include numbers, base ten, and concepts and procedures in math; informational writing; and creating a positive, student-centered climate and culture.

State Goals

The Oregon Department of Education is partnering with school districts and local communities to ensure a 90% on-time, four year graduation rate by 2025. To progress toward this goal, the state will prioritize efforts to improve attendance, provide a well-rounded education, invest in implementing culturally responsive practices, and promote continuous improvement to close opportunity and achievement gaps for historically and currently underserved students.

Safe & Welcoming Environment

We recognize the diversity and worth of all students, individuals and groups, and are committed to both educating and providing a safe and inclusive space for everyone, regardless of their race, color, religion, immigration status, or any other basis. We believe that students learn best when they feel safe and valued. Our staff is skilled, caring, and dedicated to fostering each student's academic and personal growth in a supportive and welcoming environment.



OREGON AT-A-GLANCE SCHOOL PROFILE CONTINUED

Butternut Creek Elementary School

Outcomes

Our Staff (rounded FTE)



16
Teachers



9
Educational assistants



1
Counselors/
Psychologists



88%
Average teacher retention rate



88%
% of licensed teachers with more than 3 years of experience



Yes
Same principal in the last 3 years

	REGULAR ATTENDERS	ENGLISH LANGUAGE ARTS	MATHEMATICS
American Indian/Alaska Native			
Asian			
Black/African American			
Hispanic/Latino			
Multiracial			
Native Hawaiian/Pacific Islander			
White			
Free/Reduced Price Lunch			
Ever English Learner			
Students with Disabilities			
Migrant			
Homeless			
Talented and Gifted			
Female			
Male			
Non-Binary			

About Our School

BULLYING, HARASSMENT, AND SAFETY POLICIES

Our number one priority and goal is to ensure students are safe. To that end, we have a network of adults, systems, structures, protocols, and other supports we leverage to keep our school as safe as possible. To learn more, please visit www.hsd.k12.or.us/keepingstudentsSAFE. Ensuring safety also means that positive, respectful, and responsible behavior is expected at all times. We do not tolerate bullying or harassment. To learn more about the District's definition and response to bullying and/or harassment, please see Board Policies JFCF and JFCF-AR: Hazing, Harassment and Bullying, as well as the Standards of Student Conduct.

EXTRACURRICULAR ACTIVITIES

At Butternut Creek, we provide Trauma Responsive Care, after school childcare, Leadership, Student Council, TAG (Talented and Gifted), AVID (Advancement Via Individual Determination), Right Brain Initiative, STEAM (Science, Technology, Engineering, Arts & Math) and 6th Grade Band.

PARENT ENGAGEMENT

Butternut Creek encourages and appreciates partnership in education. We are fortunate to have parent volunteers that help in various capacities in and out of the classroom. Some of the ways we facilitate partnership include our Parent Teacher Committee (PTC), Parent Advisory Committee (PAC), Dia de los Niños, Back-to-school night/Ice cream social, Bulldog Family Night, AVID Parent Night, College Knowledge Day, and Cultural Fair.

COMMUNITY ENGAGEMENT

Community members are welcome and encouraged to visit and participate in any and all of our activities, including our Parent Teacher Community Committee (PTCC), Cultural Fair, Bulldog Family Night, AVID Nights, Dia de los Niños, and so on. We are also fortunate to have volunteers from various churches and businesses that partner with us to provide their time and resources.