




# OREGON AT-A-GLANCE SCHOOL PROFILE

## Quatama Elementary School

PRINCIPAL: Yolanda Coleman | GRADES: K-6 | 6905 NE Campus Way, Hillsboro 97124 | 503-844-1180




### Students We Serve




### DEMOGRAPHICS


#### American Indian/Alaska Native




#### Asian




#### Black/African American




#### Hispanic/Latino



#### Multiracial



#### Native Hawaiian/Pacific Islander



#### White



**33%**

Ever English Learners



**31**

Languages Spoken

**14%**

Students with Disabilities

**92%**

Required Childhood Vaccinations

**38%**

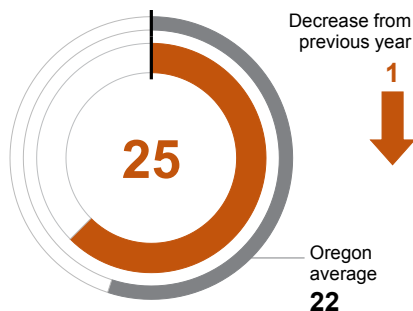
Free/Reduced Price Lunch

\*<10 students or data unavailable

### School Environment

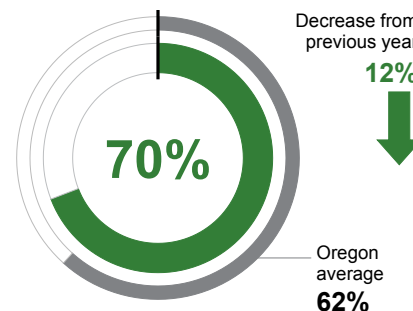
#### CLASS SIZE

Median class size.



#### REGULAR ATTENDERS

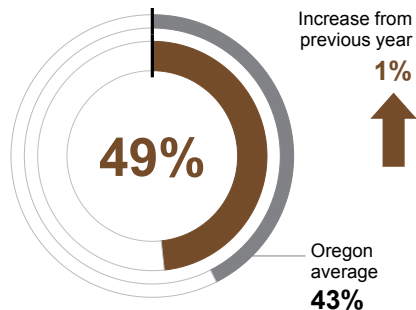
Students who attended more than 90% of their enrolled school days.



### Academic Success

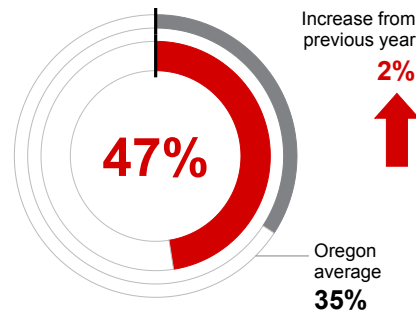
#### ENGLISH LANGUAGE ARTS

Students meeting state grade-level expectations.



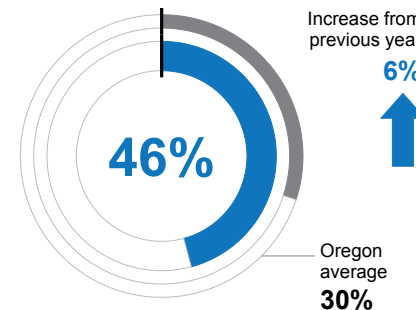
#### MATHEMATICS

Students meeting state grade-level expectations.



#### SCIENCE

Students meeting state grade-level expectations.



### School Goals

\*Information was not submitted for this section.

### State Goals

The Oregon Department of Education is partnering with school districts and local communities to ensure a 90% on-time, four year graduation rate by 2025. To progress toward this goal, the state will prioritize efforts to improve attendance, provide a well-rounded education, invest in implementing culturally responsive practices, and promote continuous improvement to close opportunity and achievement gaps for historically and currently underserved students.

### Safe & Welcoming Environment

\*Information was not submitted for this section.



# OREGON AT-A-GLANCE SCHOOL PROFILE CONTINUED

## Quatama Elementary School

### Outcomes

#### Our Staff (rounded FTE)



**26**

Teachers



**16**

Educational assistants



**2**

Counselors/  
Psychologists/  
Social Workers



**88%**

Average teacher retention rate over the past three years



**86%**

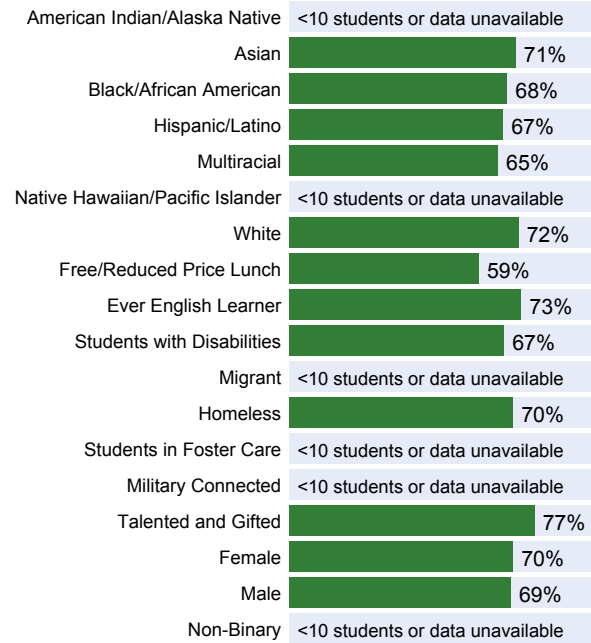
% of licensed teachers with more than 3 years of experience



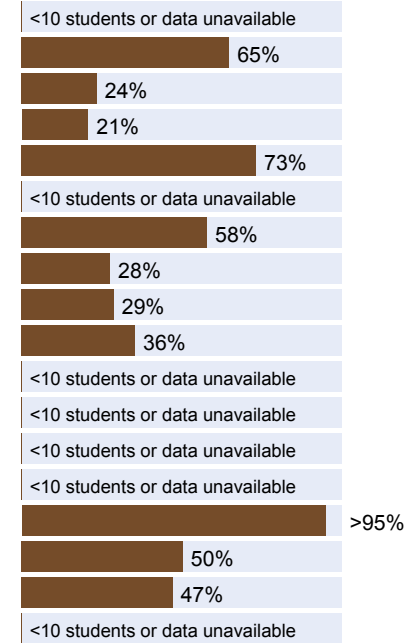
**Yes**

Same principal in the last 3 years

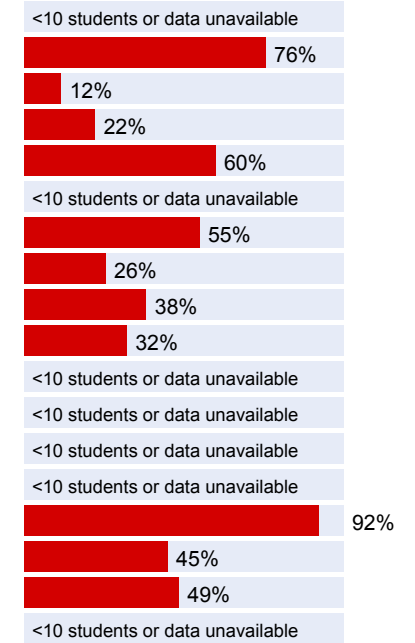
#### REGULAR ATTENDERS



#### ENGLISH LANGUAGE ARTS



#### MATHEMATICS



#### About Our School

##### BULLYING, HARASSMENT, AND SAFETY POLICIES

\*Information was not submitted for this section.

##### EXTRACURRICULAR ACTIVITIES

\*Information was not submitted for this section.

##### PARENT ENGAGEMENT

\*Information was not submitted for this section.

##### COMMUNITY ENGAGEMENT

\*Information was not submitted for this section.