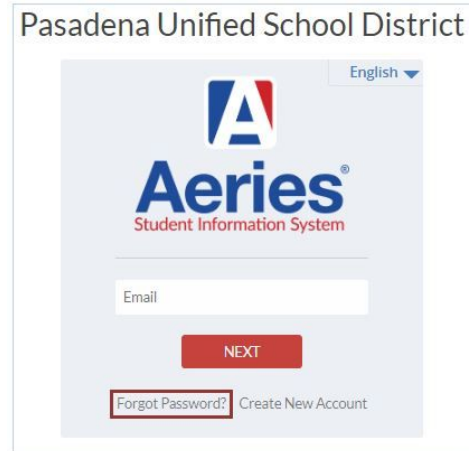


## How to Sign up for Student Portal

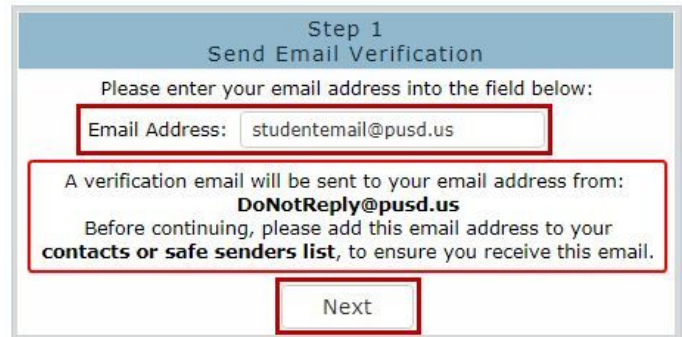
Student Portal accounts are automatically created for all PUSD students. You **MUST** log in with your PUSD email address.

### First time users:

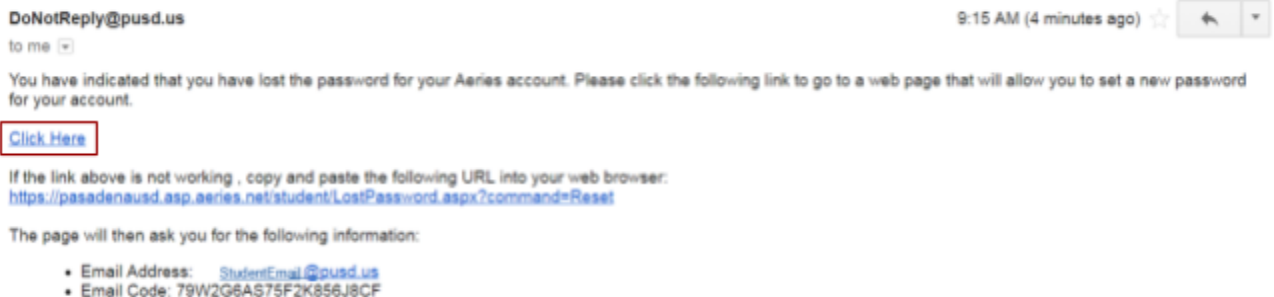
1. Go to Student Portal Log in page and click on **Forgot Password?**



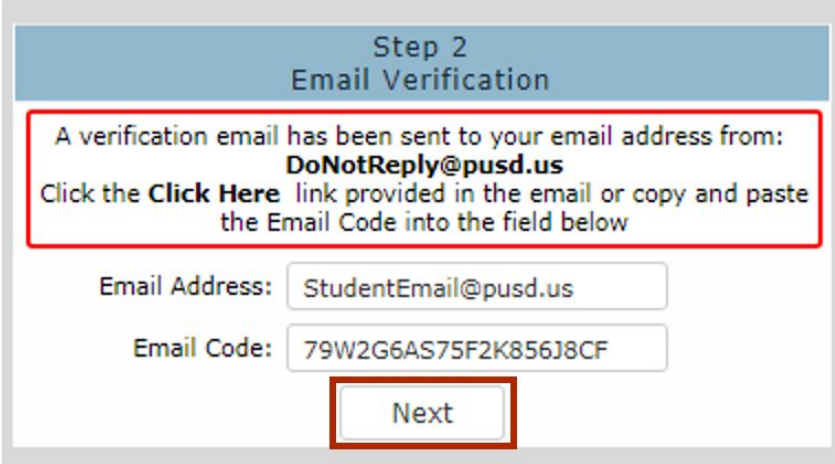
2. Enter your **PUSD** student email address. Click **Next**.



3. After clicking **Next**, You will receive an email with a link to reset your password. Click on **Click Here** in the email



4. You will be taken to the **Email Verification** screen. Click **Next**.



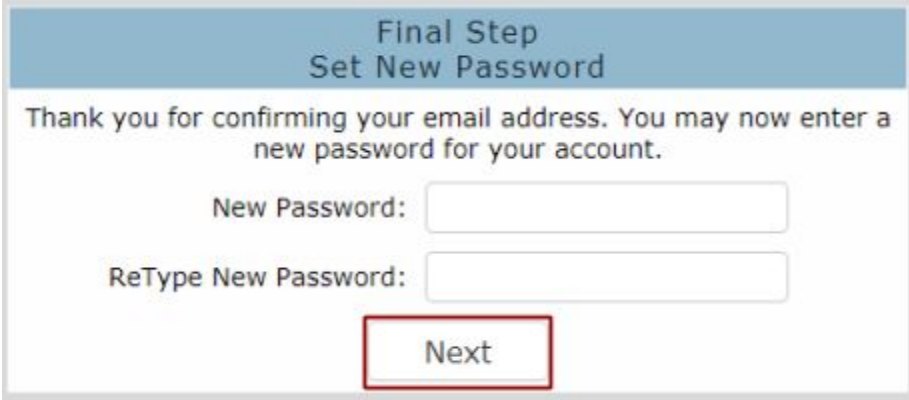
Step 2  
Email Verification

A verification email has been sent to your email address from:  
**DoNotReply@pusd.us**  
Click the **Click Here** link provided in the email or copy and paste  
the Email Code into the field below

Email Address:

Email Code:

5. You will then be taken to the **Set New Password** screen. **Enter new password** and click **Next**.



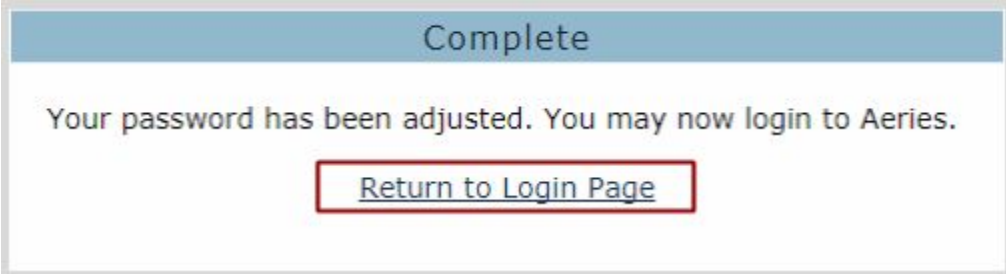
Final Step  
Set New Password

Thank you for confirming your email address. You may now enter a  
new password for your account.

New Password:

ReType New Password:

6. You have now reset your password and can return to the login page to log into Student Portal.



Complete

Your password has been adjusted. You may now login to Aeries.