



**CITIZENS' OVERSIGHT  
COMMITTEE MEETING**

**NOTICE AND AGENDA**

**February 26, 2020, 6:30 PM  
Room 236  
351 S. Hudson Avenue  
PASADENA, CA 91101**

- I. Call to Order**
- II. Public comment**
- III. Approval of the January 2020 Meeting Minutes**
- IV. Introduction of Dr. Leslie Barnes**
- V. COC Annual Report**
- VI. COC Membership Discussion**
- VII. Review of TT related Board Reports**
- VIII. Board of Education COC Liaison Report**
- IX. Facilities Reports**
- X. Next meeting date: March 25, 2020**
- XI. Adjournment**



Pasadena Unified School District (PUSD)  
CITIZENS' OVERSIGHT COMMITTEE (COC) MEETING  
**Minutes of Meeting held on January 29, 2020**

Location: Pasadena Unified School District Education Center,  
351 S. Hudson Ave., Pasadena, CA 91109

- I. Meeting called to order 6:47pm
  - a. Present: John Robinson, Stephen Aquino, Eliza Jane Whitman, Amelia Bradford, David Bell & Miguel Perez
- II. Public comments
  - a. Laura Hacket – Questioned the Don Bonito projects in the Budget vs. Commitments and Expenditures line items where the projects were not completed. The projects were designed but the projects will not be completed with Measure TT funds.
- III. Approval of December meeting minutes
  - a. Approved unanimously
- IV. COC Annual Report
  - a. John will send out outline prior to the next meeting.
- V. COC Membership
  - a. Amelia Bradford and Steve Aquino were requested to renew their membership.
  - b. Kim emailed John that there were four members that previously showed interested in joining the COC. He has reached out to gauge interest in joining at this time. Laura Hacket has submitted an application as well. We are in need of two members to meet the minimum requirement.
  - c. Eliza Jane Whitman is now a member of a tax association.
- VI. Review of MTT Related Board Reports
  - a. BR 1474F – no comments. John will email Kim to inform her.
- VII. Board of Education COC Liaison Report
  - a. Facilities Report – reviewed Miguel's photos
  - b. Kim Kenne is not present, but project status shared by John for the schools over \$7M budgets (top 12 projects). Financials are from AccountAbility.
  - c. Request to update Budget vs. Commitments and Expenditures by Fund that has not been updated since March 2018. This report provides subtotals by school. Agreement is to add subtotals to the current Budget vs. Commitments and Expenditures by Fund report that we see monthly.

- d. Request to upload photos by school vs. a monthly report now that the measure TT bond projects are almost completed. The purpose of the facilities master plan is to show the status of each school. Miguel has created a flyer of the statistics showing the work done with the Measure TT funds.
- VIII. Next Meeting date: February 26<sup>th</sup> 6:30pm
- IX. Adjournment 7:44pm

**Pasadena Unified School District's Citizen's Oversight Committee**  
Annual Report for fiscal year July 1, 2018 – June 30, 2019

This report required annually by the California Constitution governing the Measure TT Bond Funds, is an overview of the oversight provided by the Citizens Oversight Committee. This report will provide a brief overview of the committee's objectives and areas of focus for the fiscal year July 1, 2018 – June 30, 2019, as well as potential areas of focus for the future fiscal year. Additional information about the Measure TT Bond progress can be found on the COC website ([hyperlink: https://www.pusd.us/Domain/1836](https://www.pusd.us/Domain/1836)) including monthly meeting minutes and the annual audit completed by a 3<sup>rd</sup> party auditor.

**COC Objective**

The Citizen's Oversight Committee's (COC) primary responsibility is the review of expenditures of Measure TT Bond funds to ensure they are being made in accordance with the Bond Language and the subsequent reporting to the citizens of Pasadena. These funds are "for the construction, reconstruction, rehabilitation, or replacement of school facilities, including the furnishing and equipping of school facilities, or the acquisition or lease of real property for school facilities", and the COC provides a valuable service for the residents of Pasadena in providing insight and assurance that the funds are being spent properly.

The COC acts in accordance to our Bylaws. ([hyperlink: https://www.pusd.us/Page/4633](https://www.pusd.us/Page/4633))

**Measure TT Bond Progress**

During the fiscal year July 1, 2018 – June 30, 2019, 15 Notices of Completion were filed, representing just about \$33,911,527.17. The bulk of this expenditure was represented by the design and construction of the Washington Elementary School New classroom and MRP building at a cost of \$16,342,502.92. Thirteen of the fifteen projects were multi-year project excluding the two Norma Coombs projects. The projects are summarized below:

School	Project	Amount Spent	Multi-year project
Blair HS	Blair Track & Field	\$ 296,283.00	yes
McKinley	Phase II - Portable Restroom	\$ 101,735.50	yes
Norma Coombs	New Classroom Wing and Administration Building - Privacy Screen	\$ 34,578.00	no
Norma Coombs	New Classroom Wing / Administration Building - Abatement & Demo of Building G	\$ 39,850.00	no
Blair HS	Blair Track & Field	\$ 684,652.05	yes
Washington ES	New Classroom/MPR Building	\$ 16,342,502.92	yes
Jackson ES	Modernization / Parking Lot	\$ 1,194,123.00	yes
Eliot MS	HVAC Upgrades	\$ 693,645.00	yes
		\$ 796,609.00	

Marshall Fundamental	HVAC Upgrades	\$ 2,513,093.00	yes
		\$ 910,278.00	
Willard ES	HVAC Upgrades	\$ 385,681.00	yes
		\$ 250,725.00	
Wilson MS	HVAC Upgrades	\$ 101,778.00	yes
Longfellow ES	Kitchen / Cafeteria Mod. - (Contract Initiated Here)	\$ 100,833.00	yes
	HVAC Upgrades - HVAC Design	\$ 17,583.00	yes
Longfellow ES	HVAC Upgrades - HVAC Build	\$ 2,252,523.00	yes
Norma Coombs	New Classroom / Administration Buildings Project	\$ 7,195,054.70	yes
<b>TOTAL</b>		<b>\$ 33,911,527.17</b>	

In the May 2019 COC meeting, the Facilities department indicated that there is approximately \$5M in Measure TT that has not been allocated with the focus on four areas: 1) District wide safety locks (\$1.7M), 2) access (\$12.8M), 3) HVAC & EMS (\$1.2M) and 4) Curb appeal.

At the end of the fiscal year, there still appears to be some discrepancy between People Soft and Accountability with regards to the remaining bond funds. The COC relies on information from the Facilities department who share with the COC the Consolidated Budget Status by Fund summary which is from Accountability. The following is a summary of the Consolidated Budget Status by Fund printed on June 21, 2019 which provided the financial breakdown for the end of the fiscal year.

<b>Budget</b>	<b>Commitments</b>	<b>Expenditures</b>	<b>Budget Available to Commit</b>	<b>Total Cash Required for Project Plan</b>
\$360,895,561	\$341,366,005	\$332,819,958	\$19,549,639	\$28,095,686

### **COC Areas of Focus**

The committee focused on several areas of activity relating to facilities projects funded by Measure TT to ensure activities were done in accordance to the bond language and California constitution. These areas were the annual audit, the partnership with facilities, change orders, board reports, job scope planning and bidding, and budget clarity.

#### **1. Annual Audit**

The COC is responsible for the review and acceptance of a yearly financial and performance audit on Measure TT spending. Christy White Associates completed the Annual Audit and in their opinion, the financial statements reviewed for the Annual Audit present fairly, in all material respects, the financial position of the Measure TT Bond Building Fund of Pasadena Unified School District, as of June 30, 2019, and the changes in financial position thereof for the year then ended in accordance with accounting principles generally accepted in the United States of America.

In accordance with the requirements of Proposition 39, as incorporated in California

Constitution Article 13A, Christy White Associates has issued their performance audit dated November 09, 2019, on our consideration of the District's compliance with the requirements of Proposition 39 as it directly relates to the Measure TT Bond Building Fund. That report is an integral part of our audit of the Measure TT Bond Building Fund of Pasadena Unified School District, as of and for the year ended June 30, 2019, and should be considered in assessing the results of their financial audit.

## **2. Partnership with Facilities Department**

The COC has a respectful relationship with the Facilities department and we have been able to continue review of proposed expenditures, and to offer opinions and at times suggestions for improvement. We have been able to provide valuable input using the variety of experience represented among our membership.

It was reported to the COC in our May 2019 meeting that PUSD Board had dissolved the Facilities Committee which held meeting monthly which did provide deeper understanding of Board Reports relating to facilities expenditures prior to being presented to the PUSD Board for approval. The COC does not believe that PUSD should have dissolved the Facilities Committee as the Facilities Committee meeting were an effect method of communications between COC membership, Facilities department and PUSD Board representatives. If the first half of the fiscal year, Ms. Michelle Bailey was very helpful in both the COC meetings and the Facilities Committee meetings and in the second half of the fiscal year, Kim Kenne has been very helpful especially with bridging People Soft information and Accountability information.

The beginning of this fiscal year was marked by a very contentious distrustful relationship between the COC and PUSD Board. PUSD Board dismissed the chairman of the COC which upon reflection should not have been allowed. The COC must be independent to the PUSD Board in order to be a respected body with the public.

On January 24, 2019, PUSD Board approved a COC member who had close personal ties to a PUSD Board member who resigned later in 2019. Upon reflection, this approval should not have occurred in order for the COC to be independent of the PUSD Board in order to be a respected body within its purview.

## **3. Review of Change Orders**

The COC examined Change Orders with an eye towards determining if there were any red flags in terms of number or size. During the 12-month period there were a number of change order "unforeseen conditions" and "architect/district requested scope changes" as the reason for the increased expense. Not included in these change orders was a request by the contractor for additional monies for increase in the schedule. It was recommended to Facilities that every change order should define if additional time is required on each line item and not include additional time as either a lump sum at the end of the change order or as an independent change order.

In conclusion, the COC did not find any unusual or inappropriate use of change orders. As discussed in 2018-2019, the COC does feel the bidding process could be improved in terms of the definition of proposed job scope, and ability of the school district to accept the best bid, not just the cheapest. The use of 10% contingency addresses the requirement to accept the cheapest bid by being able to bring expenditure into line with reality, where a little more upfront defining of reality might be more efficient.

#### **4. Board Reports**

Board Reports are requests for funding that are presented by the Facilities Department to the School Board for approval. At monthly meetings, the COC reviews board reports pertaining to the expenditure of Measure TT funds. The review of these board reports keeps the COC current with expenditures and involved in the conversation. There were times when the COC objected to a request which resulted in the Facilities department modifying or removing the request for funding. Although the COC does not have the authority to “approve” the board reports before they are presented to the school board, it is an integral part of the COC’s work to ensure funds are spent in accordance to the bond language to review and comment on them.

The COC membership understand that the PUSD Board and facilities are elected and employed, respectively to plan and execute the expenditure of Measure TT. The COC is a commentary body that does report to the citizens of Pasadena that provided the money but is not a co-planner. Still, improvement could be made in defining a process for resolution of basic disagreement of legality.

#### **5. Job Scope Planning and Bidding**

Similar to last year, job scope planning was examined with an eye towards determination of whether the process prior to seeking bids is extensive enough to then attract appropriate bids. This allows for budgeting to be accurate and not overly altered through the use of change orders.

A ten percent allowance is built into each budget and the treatment of any unused portion of that built in ten percent was discussed. The Facilities department continues to apply this excess to additional work at the construction project described by the budget in question. In other districts, this excess gets placed back into the Measure fund and then applied to construction projects further down the master list. This is not a problematic issue, just different. The current treatment of the 10% allowance seems to allow issues not defined upfront to be addressed on the back end of projects, or a valuable extra step is able to be applied.

#### **6. Budget Clarity**

It is the recommendation of the COC that a budget report be available to the public that shows the budget by individual project, how much has been spent or contracted against the budget and what amount remains. This budget clarity remains an issue due to the two accounting programs utilized; People Soft and Accountability.

COC reviewed monthly financial status reports prepared by Facilities department which includes information about the total budget and expenditures of open projects. These reports don't include a total dollar amount remaining in the Measure TT fund for additional projects.

Consolidated Budget Status by Fund is the document that is shared with the COC membership on a monthly basis. The document always has reconciliation in progress so is a snapshot of in time as to the Measure TT fund status.

### **Future Areas of Focus**

The COC membership will continue to oversee the expenditures presented by the Facilities department for the school board's approval on a monthly basis. As the Measure TT bond projects come to a close, we challenge both the Facilities department as well as the PUSD Board to confirm facilities plans before new projects are started. This has been a recommendation since the COC's 2010 annual report, the first year in which bond funds were spent.

### **COC Members**

The committee is comprised of a revolving appointment of community volunteers of varied expertise. Members include PUSD parents, former PUSD parents, residents and members of business organization, at-large community member, and member of Bona Fide Taxpayers Association.

The Citizens Oversight Committee (COC) provides eyes for the voting public and it reports to the public whether the bond money is being spent in accordance with the terms of the bond. Additionally, The COC is a voice of advocacy for the students and residents of the City of Pasadena.



**BOARD OF EDUCATION  
PASADENA UNIFIED SCHOOL DISTRICT  
PASADENA, CALIFORNIA**

**Topic:** APPROVAL OF CITIZENS' OVERSIGHT COMMITTEE MEMBER  
REASSIGNMENTS

**RECOMMENDATION:** The Governing Board of the Pasadena Unified School District approves the reassignment of two members of the Measure TT Citizens' Oversight Committee.

**Anticipated Effect on Student Outcomes:** The Measure TT Citizens' Oversight Committee's purpose is to inform the public at least annually by issuing a written report concerning the expenditure of bond proceeds approved by the voters (the "bond proceeds") which supports project improvements to school facilities in support of 21<sup>st</sup> Century learning environments.

**I. BACKGROUND**

The voters of the District approved Measure TT, a Proposition 39 General Obligation bond on November 4, 2008. Proposition 39 requires a Citizens Oversight Committee to oversee bond activities. The COC Bylaws state that the Committee shall consist of between 7 and 11 members from the following groups: member of the Business Community, member of Senior Citizens' organizations, active member of Bono Fide Taxpayer Association, parents or guardians of PUSD student, parent or guardian of PUSD student active in PTA or School Site Council.

**II. STAFF ANALYSIS**

Two members of the Measure TT Committee are being recommended for reassignment:

**Amelia Bradford**

- appointed via [BR 1285-F], March, 29, 2018
- current term ends on 3/1/2020 if the board approves the reassignment the current term will be extended by two years and new term will end on 3/1/2022.

**Stephen Aquino**

- appointed via [BR 1285-F], March, 29, 2018
- current term ends on 3/1/2020 if the board approves the reassignment the current term will be extended by two years and the new term will end on 3/1/2022.

If the Board accepts the reassignments the Committee would stand at 5 members. Please note currently the District is seeking applicants to fill vacant seats on the Measure TT Citizens' Oversight Committee.

**III. FISCAL IMPACT**

N/A

**Pasadena Unified School District**

**Board of Education Agenda:** February 27, 2020

**Submitted by:** \_\_\_\_\_

Nelson Cayabyab, Chief Facilities Officer

**Funding title/code:**

**Name:** N/A

**String:** N/A

Approved:

\_\_\_\_\_  
Brian O. McDonald, Ed.D.  
Superintendent

Originator: Miguel Perez, Construction Specialist

## Constuction Status Report February 2020

School/ Resource Code	Project's Scope of Work	Progress/issues Feb. 2020	Project Phase	Date in Phase	Feb. 2020 Report Expected date completion total project	Expected date completion total project	% of compl. Feb. 2020	Project Mgr.	Architect	Contractor	Inspector
Pasadena HS 95075.0	Modernize the existing gyms and locker rooms.	<b>Ongoing:</b> Bldg. "T" Minor HVAC & MEP work <b>Complete:</b> Gym stripping Ceiling tile installation	Construction	Nov/28/2016	End February 2020	typically 3-4 months after construction completion	98.00%	Sam Maissiam	F&M	The Nazerian Group	Donald B. Blayney
Washington MS & ES 95081.0	Field and Track upgrade. Natural grass and DG track, and other related improvements.	<b>Ongoing:</b> Fence and gates installation	Construction	Jun/17/2019	Feb-20	Feb-20	99.00%	Sam Maissian Shirly Barret	LPA	Shenk Developers	Donald B. Blayney
J. Muir HS Bldg. D 95812.0	Access improvements to Building D	<b>On going:</b> Interior signage	Construction	Jul/19/2019	Feb-20	Feb-20	98.00%	Sam Maissiam	PJHM	The Nazerian Group	Donald B. Blayney
Field ES 95069.0/95069.1	Kinder and Primary area play structures and shade.	Waiting for PO (Summer / Spring break)	Construction Docs.	Nov. 2019	Late August 2020	Late August 2020	N/A	Sam Maissiam	In house	Dave Bang	Donald B. Blayney
Washington ES 95045.0	Play structure and rubber surfacing	Scheduled for spring break.	On Hold Construction during Spring break	April 2020	Mid April 2020	Mid April 2020	N/A	Sam Maissiam	In house	Dave Bang	Donald B. Blayney
PHS HS 95080.0	Campus Identity Restrooms & accessibility	Front end Docs Job walk on 2/28/2020	Construction Docs.	Jul/9/2005	N/A	N/A	N/A	Sam Maissiam, Kriz Zazirski	F&M	TBD	Donald B. Blayney
J Muir Restroom 95051.1	New Portable restroom by the softball field	Final touches	Construction	Jan/15/2020	End of Feb 2020	End of Feb 2020	99.00%	Kriz Zazirski	Cannon Design	The Nazerian Group	Ned Khachikian
Hamilton ES	Installation of 3 portable classrooms	Portables on site, installation is ongoing	Construction	Feb/5/2020	Mid April 2020	Mid April 2020	25.00%	Kriz Zazirski	F&M	Shenk Developers	Ned Khachikian

## Pasadena Unified School District

### Pictures of Facilities Department Active Projects

2/26/2020

### Madison ES - Portable classrooms

Jan 22 - Feb 26, 2020

[Return to projects list](#)

## Pasadena Unified School District

### Active Project List

- [Hamilton ES](#)
- [J. Muir HS](#)
- [Pasadena HS](#)
- [Washington ES & MS](#)

2/26/2020

### Madison ES - Portable classrooms

Jan 22 - Feb 26, 2020

[Return to projects list](#)

### Madison ES Portable classrooms

Jan 22 - Feb 26, 2020

[Return to projects list](#)

### John Muir HS Portable restrooms by softball field

JOHN MUIR HIGH SCHOOL

Jan 22 - Feb 26, 2020

[Return to projects list](#)

### Pasadena HS Modernization- Small Gym



PASADENA HIGH SCHOOL  
Home of the Bulldogs

Jan 22 - Feb 26, 2020

[Return to projects list](#)

### Pasadena HS Modernization- P.E. Classroom T105



PASADENA HIGH SCHOOL  
Home of the Bulldogs

Jan 22 - Feb 26, 2020

[Return to projects list](#)

### Pasadena HS Modernization- Small Gym



PASADENA HIGH SCHOOL  
Home of the Bulldogs

Jan 22 - Feb 26, 2020

[Return to projects list](#)

### Pasadena HS Modernization- P.E. Classroom T102



PASADENA HIGH SCHOOL  
Home of the Bulldogs

Jan 22 - Feb 26, 2020

[Return to projects list](#)

### Pasadena HS Modernization- Small Gym



PASADENA HIGH SCHOOL  
Home of the Bulldogs

Jan 22 - Feb 26, 2020

[Return to projects list](#)

### Pasadena HS Modernization

P.E. Classroom T102

Jan 22 - Feb 26, 2020

PASADENA HIGH SCHOOL  
Home of the Bulldogs



[Return to projects list](#)



**Pasadena HS  
Modernization**

Bldg. T  
Paint final touches  
are ongoing

Jan 22 - Feb 26, 2020



 PASADENA HIGH SCHOOL  
Home of the Bulldogs

[Return to projects list](#)

**Washington ES & MS - Athletic Field**





 WASHINGTON  
Elementary  
STEM Magnet

Jan 22 - Feb 26, 2020

[Return to projects list](#)

**Washington ES & MS - Athletic Field**



 WASHINGTON  
Elementary  
STEM Magnet

Jan 22 - Feb 26, 2020

[Return to projects list](#)

**Washington ES & MS - Athletic Field**



 WASHINGTON  
Elementary  
STEM Magnet

Jan 22 - Feb 26, 2020

[Return to projects list](#)

**Washington ES & MS  
Athletic Field**



 WASHINGTON  
Elementary  
STEM Magnet

Jan 22 - Feb 26, 2020

[Return to projects list](#)

**Washington ES & MS - Athletic Field**



 WASHINGTON  
Elementary  
STEM Magnet

Jan 22 - Feb 26, 2020

[Return to projects list](#)



## Project Status

Budget, Commitments, Expenditures, Construction, Funding

### District-Wide - DW - PRI 0 - Roofing (95135.0) (DW ROOF)

#### Summary Status

Description	Budgeted	Committed	Expended
Soft Cost	-	-	-
Hard Cost	403,341	403,341	403,341
Contingency	-	-	-
<b>Total</b>	<b>403,341</b>	<b>403,341</b>	<b>403,341</b>
<b>Budgeted Hard Cost</b>	<b>100.0%</b>		

#### Budget Status

Initial Amount	452,023
Approved Changes	(48,682)
Pending Changes	-
<b>Total</b>	<b>403,341</b>
<b>Budgeted Contingency</b>	<b>0.0%</b>

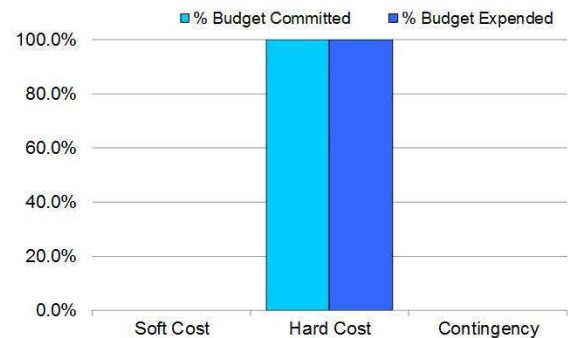
#### Committed Status

Initial Contracted AMT	443,150
Contract Changes	(39,809) -9.9%
<b>Total</b>	<b>403,341</b>
<b>Budget Committed</b>	<b>100.0%</b>

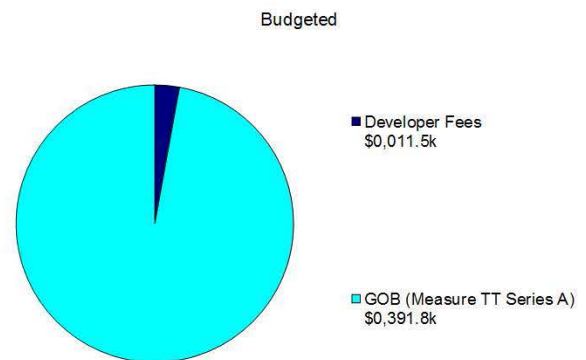
#### Expenditure Status

Paid	403,341
<b>Total</b>	<b>403,341</b>
<b>Budget Expended</b>	<b>100.0%</b>

#### Progress



#### Funding Sources



#### Construction Contract Status

	Contract Name	Initial AMT	Current AMT	% Chng	Work in Place	% Cmpl	Contract Date	NOC Date
(21.1-95000.0)	BEST CONTRACTING PO 63192	130,668	130,665	0.0%	130,665	100.0%	10/02/2012	04/24/2013
(21.1-95000.0)	BEST CONTRACTING PO 63193	169,200	169,200	0.0%	169,200	100.0%	10/02/2012	04/24/2013
(25.0)	BEST CONTRACTING PO 66765	11,510	11,510	0.0%	11,510	100.0%	09/04/2013	
(95135.0)	FCG & SONS ROOFING PO 67673	44,996	51,976	15.5%	51,976	100.0%	10/18/2013	05/27/2014
	<b>Total</b>	<b>356,374</b>	<b>363,351</b>	<b>2.0%</b>	<b>363,351</b>	<b>100.0%</b>		

#### Non-Construction Contract Status

	Contract Name	Initial AMT	Current AMT	% Chng	Work in Place	% Cmpl	Contract Date	NOC Date
(95135.0)	TECTA AMERICA PO 63914	27,000	27,000	0.0%	27,000	100.0%	10/25/2012	
(95135.0)	WESTERN STATES ROOF PO 74049	1,790	1,790	0.0%	1,790	100.0%	02/24/2015	
(95135.0)	WESTERN STATES ROOF PO 67637	11,200	11,200	0.0%	11,200	100.0%	11/13/2013	
	<b>Total</b>	<b>39,990</b>	<b>39,990</b>	<b>0.0%</b>		<b>100.0%</b>		



## Consolidated Budget Status by Fund

Budget status summary by Fund (thru 02/20/2020)

## Budget vs. Commitments and Expenditures by Fund

WARNING: Reconciliation Always in Progress

21.1 - GOB (Measure TT Series A)					Unencumbered Budget Remaining	Notes
School Name - Project Name/Cost Group/Object Code	Budget	Commitments	Expenditures			
Altadena Elementary School - COMPLETE: Addition of 3 Shade Structures (95022.0)	90,187	90,187	90,187	-		
Altadena Elementary School - COMPLETE: Measure T E-Rate (95180.0)	88,088	88,088	88,088	-		
Altadena Elementary School - Modernization Project (95068.0)	10,342,013	10,313,787	10,313,787	28,226		
<b>ALTADENA ELEMENTARY TOTAL</b>	<b>10,520,287</b>	<b>10,492,061</b>	<b>10,492,061</b>	<b>28,226</b>		
Aveson Charter School (Noyes) - COMPLETE: Portable N Demolition Project (95029.0)	30,654	30,654	30,654	-		
<b>AVESON (NOYES) TOTAL</b>	<b>30,654</b>	<b>30,654</b>	<b>30,654</b>	<b>-</b>		
Blair High School - COMPLETE: Blair Middle School Campus (95001.0)	13,875,223	13,875,223	13,875,223	-		
<b>BLAIR MIDDLE SCHOOL TOTAL</b>	<b>13,875,223</b>	<b>13,875,223</b>	<b>13,875,223</b>	<b>-</b>		
Blair High School - 04A Modernization of Main Building (95056.0)	30,428,843	29,982,785	29,795,453	446,059		
Blair High School - 04b Track and Field (95005.0)	135,031	82,877	82,877	52,154		
Blair High School - COMPLETE: Measure T E-Rate (95180.0)	428,677	428,677	428,677	-		
Blair High School - COMPLETE: PROJECT CNLD - New 9th Grade Classroom	1,146,779	1,146,779	1,146,779	-		
BLAIR HS - Blair HS Site Access Improvement (ADA) (95056.1)	120,713	-	-	120,713		
<b>BLAIR HIGH SCHOOL TOTAL</b>	<b>32,260,044</b>	<b>31,641,118</b>	<b>31,453,786</b>	<b>618,926</b>		
Burbank Elementary School - COMPLETE: Electrical Panel Upgrade (95064.0)	87,603	87,603	87,603	-		
Burbank Elementary School - COMPLETE: Renovation of Hodges (old 95140.0 merged)	253,584	253,584	253,584	-		
Burbank Elementary School - Lunch Shelter/Renovation (95131.0)	988,622	908,583	908,083	80,040		
<b>BURBANK ELEMENTARY TOTAL</b>	<b>1,329,809</b>	<b>1,249,770</b>	<b>1,249,270</b>	<b>80,040</b>		
Career Technical - Career Technical Education Projects (95145.0)	2,683,000	2,683,000	2,683,000	-		
Career Technical - COMPLETE: CTE KLRN TV (95145.0)	100,507	100,507	100,507	-		
<b>CAREER TECHNICAL TOTAL</b>	<b>2,783,507</b>	<b>2,783,507</b>	<b>2,783,507</b>	<b>-</b>		
Central Kitchen - COMPLETE: Culinary Academy/Kitchen Construction (9	1,238,928	1,238,928	1,238,928	-		
<b>CENTRAL KITCHEN TOTAL</b>	<b>1,238,928</b>	<b>1,238,928</b>	<b>1,238,928</b>	<b>-</b>		
Cleveland Elementary School - COMPLETE: Measure T E-Rate (95180.0)	113,292	113,292	113,292	-		
Cleveland Elementary School - COMPLETE: New Classroom Wing (95031.0)	4,594,037	4,594,037	4,594,037	-		
Cleveland Elementary School - Modernize Kitchen (95121.0)	109,335	109,335	109,335	-		
Cleveland Elementary School - Student Safety Wall & Flooring Padding	8,506	8,506	8,506	-		
<b>CLEVELAND ELEMENTARY TOTAL</b>	<b>4,825,170</b>	<b>4,825,170</b>	<b>4,825,170</b>	<b>-</b>		





## Consolidated Budget Status by Fund

Budget status summary by Fund (thru 02/20/2020)

## Budget vs. Commitments and Expenditures by Fund

WARNING: Reconciliation Always in Progress

21.1 - GOB (Measure TT Series A)					Unencumbered Budget Remaining	Notes
School Name - Project Name/Cost Group/Object Code	Budget	Commitments	Expenditures			
District Service Center - Facilities Administration (95000.0)						
	17,764,714	16,064,850	14,179,318	1,699,864		
D.S.C. - FACILITIES ADMIN. TOTAL	17,764,714	16,064,850	14,179,318	1,699,864		
District-Wide - COMPLETE: Bogen Clock Speaker System (95032.0)						
	1,436,405	1,436,405	1,436,405	-		
District-Wide - COMPLETE: Energy Conservation Measures (95019.0)						
	4,993,052	4,993,052	4,993,052	-		
District-Wide - COMPLETE: Exterior Improvements (95036.0)						
	33,772	33,772	33,772	-		
District-Wide - COMPLETE: Technology Modifications (95144.0)						
	3,075,434	3,075,434	3,075,434	-		
District-Wide - District-Wide I.T. Wireless Access Upgrade						
	3,000,000	3,000,000	2,241,175	-		
District-Wide - DW - PRI 0 - Roofing (95135.0 and 95000.0)						
	391,831	391,831	391,831	-	Newly reconciled	
District-Wide - DW - PRI 0 - Windows (95136.0)						
	116,236	116,236	116,236	-		
DISTRICT-WIDE PROJECTS TOTAL	13,046,730	13,046,730	12,287,904	-		
Don Benito Elementary School - 11 HVAC and Kitchen (95146.0)						
	356,888	295,918	262,790	60,970		
Don Benito Elementary School - COMPLETE: Measure T E-Rate (95180.0)						
	147,679	147,679	147,679	-		
Don Benito Elementary School - COMPLETE: Playground Structures (95043.0)						
	173,442	173,442	173,442	-		
Don Benito Elementary School - Interim Housing (95181.0)						
	397,779	397,779	397,779	-		
Don Benito Elementary School - New Admin Bldg (95097.0)						
	833,678	790,568	790,568	43,110		
DON BENITO ELEMENTARY TOTAL	1,909,465	1,805,385	1,772,257	104,080		
Edison Elementary School - Edison ADA Upgrades (95143.0)						
	43,940	43,940	43,940	-		
EDISON ELEMENTARY TOTAL	43,940	43,940	43,940	-		
Eliot Middle School - 08 HVAC Upgrades (95146.0)						
	911,213	828,427	828,427	82,786		
Eliot Middle School - Auditorium/Cafe Modernization (95015.0)						
	7,821,210	7,720,304	7,697,969	100,906		
Eliot Middle School - COMPLETE: Career Technical Education (95145.0)						
	29,261	29,261	29,261	-		
Eliot Middle School - COMPLETE: Field Bleacher Replacement & ADA Upgrade						
	92,835	92,835	92,835	-		
Eliot Middle School - COMPLETE: Kitchen Modernization (95147.0)						
	6,000	6,000	6,000	-		
Eliot Middle School - COMPLETE: Lunch Shelter (95034.0)						
	616,602	616,602	616,602	-		
Eliot Middle School - COMPLETE: Measure T E-Rate (95180.0)						
	255,192	255,192	255,192	-		
ELIOT MS CHILLED WATER PIPING CORR (95146.1) - ELIOT MS CHILLED WATER PIPING CORR (95146.1)						
	98,865	89,230	89,230	9,635		
ELIOT MIDDLE SCHOOL TOTAL	9,831,177	9,637,850	9,615,515	193,327		



## Consolidated Budget Status by Fund

Budget status summary by Fund (thru 02/20/2020)

## Budget vs. Commitments and Expenditures by Fund

WARNING: Reconciliation Always in Progress

21.1 - GOB (Measure TT Series A)					Unencumbered Budget Remaining	Notes
School Name - Project Name/Cost Group/Object Code	Budget	Commitments	Expenditures			
Field Elementary School - COMPLETE: Measure T E-Rate (95180.0)	113,292	113,292	113,292	-		
Field Elementary School - COMPLETE: Water Meter Separation (95106.0)	39,013	39,013	39,013	-		
Field Elementary School - FIELD - Playground (95069.1)	300,000	298,040	-	1,960		
Field Elementary School - Modernization (95069.0)	3,540,510	3,537,947	3,537,937	2,563		
<b>FIELD ELEMENTARY TOTAL</b>	<b>3,992,815</b>	<b>3,988,293</b>	<b>3,690,243</b>	<b>4,522</b>		
Franklin Elementary School - COMPLETE: Measure T E-Rate (95180.0)	172,886	172,886	172,886	-		
Franklin Elementary School - COMPLETE: New Library/Shade Structure (95035.0)	593,078	593,078	593,078	-		
Franklin Elementary School - Modernize Cafe/MPR/Windows (95066.0)	2,156,809	2,156,637	2,156,637	173		
<b>FRANKLIN ELEMENTARY TOTAL</b>	<b>2,922,772</b>	<b>2,922,600</b>	<b>2,922,600</b>	<b>173</b>		
Hamilton Elementary School - COMPLETE: Measure T E-Rate (95180.0)	138,499	138,499	138,499	-		
Hamilton Elementary School - COMPLETE: Water Meter Separation (95149.0)	56,828	56,828	56,828	-		
Hamilton Elementary School - Modernization MPR/Café (95071.0)	4,463,871	4,280,650	4,270,268	183,221		Pending PO for Portables Installation, \$175K
<b>HAMILTON ELEMENTARY TOTAL</b>	<b>4,659,198</b>	<b>4,475,977</b>	<b>4,465,595</b>	<b>183,221</b>		
Jackson Elementary School - 13 Modernization / Parking Lot (95052.0)	4,711,075	4,663,247	4,661,168	47,829		
Jackson Elementary School - COMPLETE: Measure T E-Rate (95180.0)	130,487	130,487	130,487	-		
Jackson Elementary School - COMPLETE: Phase I Completed Projects (95020.0 / 95	192,368	192,368	192,368	-		
<b>JACKSON ELEMENTARY TOTAL</b>	<b>5,033,930</b>	<b>4,986,101</b>	<b>4,984,022</b>	<b>47,829</b>		
Jefferson Elementary School - COMPLETE: Measure T E-Rate (95180.0)	156,861	156,861	156,861	-		
Jefferson Elementary School - Modernization (95079.0)	995,157	911,596	911,596	83,561		
Jefferson Elementary School - New Child Care Center (95073.0)	332,171	332,171	332,171	-		
<b>JEFFERSON ELEMENTARY TOTAL</b>	<b>1,484,188</b>	<b>1,400,627</b>	<b>1,400,627</b>	<b>83,561</b>		
John Muir High School - 03a Modernization, Abatement & Kitchen (95051.0)	30,989,478	30,006,299	29,867,489	983,179		
John Muir High School - 03b Black Box Theater Project (95183.0)	3,701,187	3,690,813	3,690,813	10,373		
John Muir High School - 03c Bldg D Accessibility (95812.0)	387,700	346,792	338,499	40,908		
John Muir High School - COMPLETE: Artificial Surface Field & Track (95004.	1,518,980	1,518,980	1,518,980	-		
John Muir High School - COMPLETE: Building G & L Window Replacement (95125	404,282	404,282	404,282	-		
John Muir High School - COMPLETE: Career Technical Education (95145.0)	90,596	90,596	90,596	-		



## Consolidated Budget Status by Fund

Budget status summary by Fund (thru 02/20/2020)

## Budget vs. Commitments and Expenditures by Fund

WARNING: Reconciliation Always in Progress

21.1 - GOB (Measure TT Series A)					Unencumbered Budget Remaining	Notes
School Name - Project Name/Cost Group/Object Code	Budget	Commitments	Expenditures			
John Muir High School - COMPLETE: Kitchen Moderniation (95154.0)						
	6,000	6,000	6,000		-	
John Muir High School - COMPLETE: Measure T E-Rate (95180.0)						
	555,842	555,842	555,842		-	
John Muir High School - COMPLETE: Security System (95132.0)						
	159,785	159,785	159,785		-	
John Muir High School - Culinary Arts Project (95184.0)						
	20,766	20,766	20,766		-	
<b>JOHN MUIR HIGH SCHOOL TOTAL</b>	<b>37,834,615</b>	<b>36,800,155</b>	<b>36,653,052</b>		<b>1,034,460</b>	
Linda Vista Elementary School - COMPLETE: Interior Structural Cleanup (95014.0)						
	39,580	39,580	39,580		-	
Linda Vista Elementary School - Modernization (95188.0)						
	137,250	137,250	137,250		-	
<b>LINDA VISTA ELEMENTARY TOTAL</b>	<b>176,830</b>	<b>176,830</b>	<b>176,830</b>		-	
Loma Alta Elementary School - COMPLETE: Measure T E-Rate (95180.0)						
	63,647	63,647	63,647		-	
Loma Alta Elementary School - COMPLETE: Modernization Project (95033.0)						
	171,002	171,002	171,002		-	
Loma Alta Elementary School - COMPLETE: Pre K conversion & Fire sprinkler enclos						
	181,497	181,497	181,497		-	
Loma Alta Elementary School - COMPLETE: Retaining Wall & Street Improvements (95						
	1,013,583	1,013,583	1,013,583		-	
Loma Alta Elementary School - COMPLETE: Water Meter Separation (95101.0)						
	27,355	27,355	27,355		-	
<b>LOMA ALTA ELEMENTARY TOTAL</b>	<b>1,457,084</b>	<b>1,457,084</b>	<b>1,457,084</b>		-	
Longfellow Elementary School - 10 HVAC Upgrades (95146.0)						
	2,426,756	2,349,645	2,320,756		77,111	
Longfellow Elementary School - COMPLETE: Child Care Center (95061.0)						
	300,503	300,503	300,503		-	
Longfellow Elementary School - COMPLETE: Measure T E-Rate (95180.0)						
	130,358	130,358	130,358		-	
Longfellow Elementary School - New Kitchen Bldg/Lunch Shelter/Auditorium (95050.0)						
	1,493,629	1,478,640	1,344,215		14,988	
<b>LONGFELLOW ELEMENTARY TOTAL</b>	<b>4,351,245</b>	<b>4,259,146</b>	<b>4,095,832</b>		<b>92,099</b>	
Madison Elementary School - Bldg A & Auditorium Renovation (95010.0)						
	596,259	596,259	596,259		-	
Madison Elementary School - COMPLETE: Measure T E-Rate (95180.0)						
	96,100	96,100	96,100		-	
Madison Elementary School - COMPLETE: Window Replacement (95084.0)						
	858,784	858,784	858,784		-	
Madison Elementary School - Kitchen Modernization (95048.0)						
	309,396	309,396	309,396		-	
Madison Elementary School - Modernization (95063.0)						
	4,279,983	4,169,409	4,109,419		110,575	
<b>MADISON ELEMENTARY TOTAL</b>	<b>6,140,521</b>	<b>6,029,947</b>	<b>5,969,957</b>		<b>110,575</b>	
Marshall Fundamental Secondary School - 09 HVAC Upgrades (95146.0)						
	1,035,074	982,595	982,595		52,479	
Marshall Fundamental Secondary School - COMPLETE: Career Technical Education (95145.0)						
	850	850	850		-	
Marshall Fundamental Secondary School - COMPLETE: Electrical Upgrades (95091.0)						



## Consolidated Budget Status by Fund

Budget status summary by Fund (thru 02/20/2020)

## Budget vs. Commitments and Expenditures by Fund

WARNING: Reconciliation Always in Progress

21.1 - GOB (Measure TT Series A)					Unencumbered Budget Remaining	Notes
School Name - Project Name/Cost Group/Object Code	Budget	Commitments	Expenditures			
	352,801	352,801	352,801		-	
Marshall Fundamental Secondary School - COMPLETE: Library Modernization & Site Improvement	1,760,215	1,760,215	1,760,215		-	
Marshall Fundamental Secondary School - COMPLETE: Measure T E-Rate (95180.0)	428,192	428,192	428,192		-	
Marshall Fundamental Secondary School - COMPLETE: Water Meter Separation (95103.0)	21,090	21,090	21,090		-	
Marshall Fundamental Secondary School - COMPLETE: Window Replacement (95094.0)	1,767,862	1,767,862	1,767,862		-	
Marshall Fundamental Secondary School - Old Gym Renovation Project (95185.0)	1,333,706	1,333,706	1,333,706		-	
Marshall Fundamental Secondary School - Sports Complex (95049.0)	12,727,828	12,691,787	12,691,787		36,040	
<b>MARSHALL FUNDAMENTAL TOTAL</b>	<b>19,427,619</b>	<b>19,339,099</b>	<b>19,339,099</b>		<b>88,520</b>	
Mckinley Elementary School - COMPLETE: Career Technical Education (95145.0)	51,619	51,619	51,619		-	
Mckinley Elementary School - COMPLETE: Measure T E-Rate (95180.0)	188,409	188,409	188,409		-	
Mckinley Elementary School - COMPLETE: Water Meter Separation (95159.0)	112,485	112,485	112,485		-	
Mckinley Elementary School - Phase I New Construction (95046.0)	20,006,670	20,006,670	20,006,670		-	
Mckinley Elementary School - Phase II Modernization (95123.0)	1,463,181	878,976	868,396		584,204	
<b>MCKINLEY K-8 TOTAL</b>	<b>21,822,363</b>	<b>21,238,159</b>	<b>21,227,578</b>		<b>584,204</b>	
Norma Coombs Elementary - 05a New CR Wing & Admin Bldg (95133.0)	10,439,825	10,425,665	10,423,565		14,161	
Norma Coombs Elementary - 05b Central Plant Replacement (95146.0)	1,369,742	1,359,322	1,359,322		10,420	
Norma Coombs Elementary - COMPLETE: Measure T E-Rate (95180.0)	146,511	146,511	146,511		-	
Norma Coombs Elementary - COMPLETE: Shade Structures/Field Renovation (95021)	75,715	75,715	75,715		-	
Norma Coombs Elementary - COMPLETE: Water Meter Separation (95116.0)	21,400	21,400	21,400		-	
<b>NORMA COOMBS ELEMENTARY TOTAL</b>	<b>12,053,193</b>	<b>12,028,613</b>	<b>12,026,513</b>		<b>24,581</b>	
Pasadena High School - 02a Modernize Gymnasium Complex (95075.0)	20,798,856	19,028,693	18,203,659		1,770,163	
Pasadena High School - 02c ADA Upgrade (DSA) (95074.0)	734,437	570,735	487,996		163,701	
Pasadena High School - COMPLETE: Artificial Track & Field (95005.0)	1,276,356	1,276,356	1,276,356		-	
Pasadena High School - COMPLETE: Career Technical Education (95145.0)	116,593	116,593	116,593		-	
Pasadena High School - COMPLETE: Drainage at Fields (95006.0)	620,577	620,577	620,577		-	
Pasadena High School - COMPLETE: Fire Alarm Corrections (95161.0)	36,005	36,005	36,005		-	
Pasadena High School - COMPLETE: Measure T E-Rate (95180.0)	644,227	644,227	644,227		-	





## Consolidated Budget Status by Fund

Budget status summary by Fund (thru 02/20/2020)

## Budget vs. Commitments and Expenditures by Fund

WARNING: Reconciliation Always in Progress

21.1 - GOB (Measure TT Series A)					Unencumbered Budget Remaining	Notes
School Name - Project Name/Cost Group/Object Code	Budget	Commitments	Expenditures			
Pasadena High School - Kitchen Project (95139.0)						
	287,321	287,321	287,321		-	
Pasadena High School - Security System Upgrades (95117.0)						
	248,424	248,424	248,424		-	
Pasadena High School (Phase 2) - 02d Campus Upgrds/Restrooms Upgrades (95119.0)						
	3,307,696	2,265,262	2,032,710		1,042,435	
Pasadena High School (Phase 3) - 02b Campus Appearance/Identity (95080.0)						
	1,790,881	173,857	138,634		1,617,024	
<b>PASADENA HIGH SCHOOL TOTAL</b>	<b>29,861,374</b>	<b>25,268,051</b>	<b>24,092,502</b>		<b>4,593,323</b>	
Roosevelt Elementary School - 12 Multi-purpose Facility (95025.0)						
	1,831,607	1,831,607	1,831,607		-	
Roosevelt Elementary School - COMPLETE: Auto Door Openers (95062.0)						
	98,844	98,844	98,844		-	
Roosevelt Elementary School - COMPLETE: Measure T E-Rate (95180.0)						
	96,100	96,100	96,100		-	
<b>ROOSEVELT ELEMENTARY TOTAL</b>	<b>2,026,550</b>	<b>2,026,550</b>	<b>2,026,550</b>		<b>-</b>	
Rose City High School - 07 Modification (95170.0)						
	467,069	459,419	456,344		7,650	
Rose City High School - COMPLETE: Career Technical Education (95145.0)						
	232,608	232,608	232,608		-	
Rose City High School - COMPLETE: Measure T E-Rate (95180.0)						
	134,493	134,493	134,493		-	
<b>ROSE CITY HIGH SCHOOL</b>	<b>834,170</b>	<b>826,520</b>	<b>823,445</b>		<b>7,650</b>	
San Rafael Elementary School - COMPLETE: Measure T E-Rate (95180.0)						
	94,930	94,930	94,930		-	
San Rafael Elementary School - COMPLETE: Phase I (95011.0/17.0)						
	169,380	169,380	169,380		-	
San Rafael Elementary School - Modernization (95030.0)						
	1,894,128	1,893,431	1,893,431		697	
<b>SAN RAFAEL ELEMENTARY TOTAL</b>	<b>2,158,438</b>	<b>2,157,741</b>	<b>2,157,741</b>		<b>697</b>	
Sierra Madre Elementary School - 06 Phase II Upgrades (95126.0)						
	764,253	760,030	756,812		4,223	
Sierra Madre Elementary School - COMPLETE: Phase I - New Permanent Classroom Buildi						
	4,074,221	4,074,221	4,074,221		-	
<b>SIERRA MADRE ELEMENTARY TOTAL</b>	<b>4,838,474</b>	<b>4,834,251</b>	<b>4,831,034</b>		<b>4,223</b>	
Sierra Madre Middle School - COMPLETE: Career Technical Education (95145.0)						
	38,113	38,113	38,113		-	
Sierra Madre Middle School - COMPLETE: Measure T E-Rate (95180.0)						
	299,998	299,998	299,998		-	
Sierra Madre Middle School - New MS Campus (95038.0)						
	38,278,555	38,278,554	38,186,667		1	
<b>SIERRA MADRE MIDDLE TOTAL</b>	<b>38,616,666</b>	<b>38,616,665</b>	<b>38,524,778</b>		<b>1</b>	
Washington Accelerated Elementary School - 01 New Classroom/MPR Bldg (95045.0)						
	21,168,290	20,265,380	20,161,638		902,911	
Washington Accelerated Elementary School - Campus Improvements - Measure Y						
	5,631	5,631	5,631		-	
Washington Accelerated Elementary School - COMPLETE: Measure T E-Rate (95180.0)						
	251,858	251,858	251,858		-	



## Consolidated Budget Status by Fund

Budget status summary by Fund (thru 02/20/2020)

## Budget vs. Commitments and Expenditures by Fund

WARNING: Reconciliation Always in Progress

21.1 - GOB (Measure TT Series A)					Unencumbered Budget Remaining	Notes
School Name - Project Name/Cost Group/Object Code	Budget	Commitments	Expenditures			
Washington Accelerated Elementary School - New Child Care Center (95067.0)						
	602,147	118,747	118,747		483,400	
<b>WASHINGTON ELEMENTARY TOTAL</b>	<b>22,027,926</b>	<b>20,641,616</b>	<b>20,537,874</b>		<b>1,386,311</b>	
Washington Middle School - COMPLETE: Career Technical Education (95145.0)						
	34,572	34,572	34,572		-	
Washington Middle School - COMPLETE: Measure T E-Rate 95180.0						
	261,489	261,489	261,489		-	
Washington Middle School - New Constr. & Mod. (95081.0)						
	16,664,530	16,269,337	16,048,690		395,193	
<b>WASHINGTON MIDDLE SCHOOL TOTAL</b>	<b>16,960,591</b>	<b>16,565,399</b>	<b>16,344,751</b>		<b>395,193</b>	
Webster Elementary School - Aud/AdminBldg/Kitchen/Playground (95047.0)						
	2,187,027	2,166,663	2,163,383		20,365	
Webster Elementary School - COMPLETE: Kitchen Modernization (95083.0)						
	19,858	19,858	19,858		-	
Webster Elementary School - COMPLETE: Measure T E-Rate 95180.0						
	139,666	139,666	139,666		-	
Webster Elementary School - COMPLETE: Preschool Shade Structure (95105.0)						
	132,613	132,613	132,613		-	
<b>WEBSTER ELEMENTARY TOTAL</b>	<b>2,479,166</b>	<b>2,458,801</b>	<b>2,455,521</b>		<b>20,365</b>	
Willard Elementary School - COMPLETE: Exterior Upgrade & Window Replacement (9						
	711,113	711,113	711,113		-	
Willard Elementary School - COMPLETE: Field Installation/Irrigation & Demo (95						
	156,606	156,606	156,606		-	
Willard Elementary School - COMPLETE: Multi-Use Room (95002.0)						
	428,811	428,811	428,811		-	
Willard Elementary School - COMPLETE: Power & Fire Alarm Upgrade (95065.0)						
	393,698	393,698	393,698		-	
Willard Elementary School - COMPLETE: Water Meter Separation (95108.0)						
	47,115	47,115	47,115		-	
Willard Elementary School - HVAC Upgrades (95187.0)						
	297,217	297,217	297,217		-	
Willard Elementary School - Kinder and Pre-K Complex (95115.0)						
	4,143,768	4,138,009	4,138,009		5,759	
<b>WILLARD ELEMENTARY TOTAL</b>	<b>6,178,328</b>	<b>6,172,568</b>	<b>6,172,568</b>		<b>5,759</b>	
Wilson Middle School - COMPLETE: Classroom Demolition (95028.0)						
	72,421	72,421	72,421		-	
Wilson Middle School - COMPLETE: Painting & Window Replacement (95009.0)						
	618,777	618,777	618,777		-	
Wilson Middle School - COMPLETE: Water Meter Separation (95109.0)						
	79,225	79,225	79,225		-	
Wilson Middle School - Gym/Locker RM Courtyard Mod (95113.0)						
	5,036,321	5,036,321	5,036,321		-	
Wilson Middle School - Interim Housing (95181.0)						
	7,400	7,400	7,400		-	
<b>WILSON MIDDLE SCHOOL TOTAL</b>	<b>5,814,145</b>	<b>5,814,145</b>	<b>5,814,145</b>		<b>-</b>	
<b>Totals</b>	<b>362,611,849</b>	<b>351,220,123</b>	<b>346,037,475</b>		<b>11,391,726</b>	