



CITIZENS' OVERSIGHT COMMITTEE MEETING

NOTICE AND AGENDA

August 26, 2020, 6:30 PM

**Teleconference call only due to
COVID-19 Stay at Home Restrictions**

To join the meeting:

By phone dial +1 417-719-7781 PIN: 770 114 741#

From your computer, on your calendar invite click on

Join with Google Meet

From your computer, type in your browser: meet.google.com/jua-ocjc-vgf

- I. Call to Order**
- II. Public comment**
- III. Approval of the July 2020 Meeting Minutes**
- IV. Review of TT related Board Reports**
- V. Board of Education COC Liaison Report**
- VI. Facilities Reports**
 - **Consolidated Budget Status by Funds**
 - **Construction Status Report: July 2020**
 - **Pictures of Facilities Department Partial Active Projects: July-August 2020**
- VII. Next meeting date: September 23, 2020**
- VIII. Adjournment**



Consolidated Budget Status by Fund

Budget status summary by Fund (thru 08/17/2020)

Budget vs. Commitments and Expenditures by Fund

WARNING: Reconciliation always in progress.

School Name - Project Name/Cost Group/Object Code	21.1 - GOB (Measure TT Series A)			Fund 21.1 Analysis UnCommitted Available Balance
	Budget	Commitments	Expenditures	
Altadena Elementary School - COMPLETE: Addition of 3 Shade Stuctures (95022.0)				
	90,187	90,187	90,187	-
Altadena Elementary School - COMPLETE: Measure T E-Rate (95180.0)				
	88,088	88,088	88,088	-
Altadena Elementary School - Modernization Project (95068.0)				
	10,342,013	10,314,291	10,314,291	27,722
ALTADENA ELEM. TOTAL	10,520,287	10,492,565	10,492,565	27,722
Aveson Charter School (Noyes) - COMPLETE: Portable N Demolition Project (95029.0)				
	30,654	30,654	30,654	-
AVESON (NOYES) TOTAL	30,654	30,654	30,654	-
Blair High School - COMPLETE: Blair Middle School Campus (95001.0)				
	13,875,223	13,875,223	13,875,223	-
BLAIR MIDDLE TOTAL	13,875,223	13,875,223	13,875,223	-
Blair High School - 04A Modernization of Main Building (95056.0)				
	30,288,042	30,017,362	29,884,954	270,679
Blair High School - 04b Track and Field (95005.0)				
	135,031	82,877	82,877	52,154
Blair High School - COMPLETE: Measure T E-Rate (95180.0)				
	428,677	428,677	428,677	-
Blair High School - COMPLETE: PROJECT CNLD - New 9th Grade Classroom				
	1,146,779	1,146,779	1,146,779	-
BLAIR HS - Blair HS Site Access Improvement (ADA) (95056.1)				
	120,713	120,713	51,285	-
BLAIR HIGH SCHOOL TOTAL	32,119,242	31,796,409	31,594,572	322,833
Burbank Elementary School - COMPLETE: Electrical Panel Upgrade (95064.0)				
	87,603	87,603	87,603	-
Burbank Elementary School - COMPLETE: Renovation of Hodges (old 95140.0 merged				
	253,584	253,584	253,584	-
Burbank Elementary School - Lunch Shelter/Renovation (95131.0)				
	988,122	908,583	908,083	79,539
BURBANK ELEM. TOTAL	1,329,309	1,249,770	1,249,270	79,539
Career Technical - Career Technical Education Projects (95145.0)				
	2,683,000	2,683,000	2,683,000	0
Career Technical - COMPLETE: CTE KLRN TV (95145.0)				
	100,507	100,507	100,507	-
CAREER TECHNICAL TOTAL	2,783,507	2,783,507	2,783,507	0
Central Kitchen - COMPLETE: Culinary Academy/Kitchen Construction (9				
	1,238,928	1,238,928	1,238,928	-
CENTRAL KITCHEN TOTAL	1,238,928	1,238,928	1,238,928	-



Consolidated Budget Status by Fund

Budget status summary by Fund (thru 08/17/2020)

Budget vs. Commitments and Expenditures by Fund

WARNING: Reconciliation always in progress.

School Name - Project Name/Cost Group/Object Code	21.1 - GOB (Measure TT Series A)			Fund 21.1 Analysis UnCommitted Available Balance
	Budget	Commitments	Expenditures	
Cleveland Elementary School - COMPLETE: Measure T E-Rate (95180.0)	113,292	113,292	113,292	-
Cleveland Elementary School - COMPLETE: New Classroom Wing (95031.0)	4,594,037	4,594,037	4,594,037	-
Cleveland Elementary School - Modernize Kitchen (95121.0)	109,335	109,335	109,335	-
Cleveland Elementary School - Student Safety Wall & Flooring Padding	8,506	8,506	8,506	-
CLEVELAND ELEM. TOTAL	4,825,170	4,825,170	4,825,170	-
District Service Center - Facilities Administration (95000.0)	16,563,158	15,896,568	15,071,844	666,590
DSC FACILITIES ADMIN TOTAL	16,563,158	15,896,568	15,071,844	666,590
District-Wide - COMPLETE: Bogen Clock Speaker System (95032.0)	1,436,405	1,436,405	1,436,405	-
District-Wide - COMPLETE: Energy Conservation Measures (95019.0)	4,993,052	4,993,052	4,993,052	-
District-Wide - COMPLETE: Exterior Improvements (95036.0)	33,772	33,772	33,772	-
District-Wide - COMPLETE: Technology Modifications (95144.0)	3,075,434	3,075,434	3,075,434	-
District-Wide - District-Wide I.T. Wireless Access Upgrade	3,000,000	3,000,000	2,866,953	-
District-Wide - DW - PRI 0 - Roofing (95135.0)	391,831	391,831	391,831	-
District-Wide - DW - PRI 0 - Windows (95136.0)	101,736	101,736	101,736	-
DISTRICT-WIDE PROJECTS	13,032,230	13,032,230	12,899,182	-
Don Benito Elementary School - 11 HVAC and Kitchen (95146.0)	296,509	296,509	263,398	-
Don Benito Elementary School - COMPLETE: Measure T E-Rate (95180.0)	147,679	147,679	147,679	-
Don Benito Elementary School - COMPLETE: Playground Structures (95043.0)	173,442	173,442	173,442	-
Don Benito Elementary School - Interim Housing (95181.0)	397,779	397,779	397,779	-
Don Benito Elementary School - New Admin Bldg (95097.0)	790,568	790,568	790,568	-
DON BENITO ELEM. TOTAL	1,805,976	1,805,976	1,772,865	-
Edison Elementary School - Edison ADA Upgrades (95143.0)	43,940	43,940	43,940	-
EDISON ELEMENTARY TOTAL	43,940	43,940	43,940	-



Consolidated Budget Status by Fund

Budget status summary by Fund (thru 08/17/2020)

Budget vs. Commitments and Expenditures by Fund

WARNING: Reconciliation always in progress.

School Name - Project Name/Cost Group/Object Code	21.1 - GOB (Measure TT Series A)			Fund 21.1 Analysis UnCommitted Available Balance
	Budget	Commitments	Expenditures	
Eliot Middle School - 08 HVAC Upgrades (95146.0)	828,427	828,427	828,427	-
Eliot Middle School - Auditorium/Cafe Modernization (95015.0)	7,772,795	7,710,495	7,702,795	62,300
Eliot Middle School - COMPLETE: Career Technical Education (95145.0)	29,261	29,261	29,261	-
Eliot Middle School - COMPLETE: Field Bleacher Replacement & ADA Upgrade	92,835	92,835	92,835	-
Eliot Middle School - COMPLETE: Kitchen Modernization (95147.0)	6,000	6,000	6,000	-
Eliot Middle School - COMPLETE: Lunch Shelter (95034.0)	616,602	616,602	616,602	-
Eliot Middle School - COMPLETE: Measure T E-Rate (95180.0)	255,192	255,192	255,192	-
ELIOT MS CHILLED WATER PIPING CORR (95146.1) - ELIOT MS CHILLED WATER PIPING	89,230	89,230	89,230	-
ELIOT MIDDLE TOTAL	9,690,341	9,628,041	9,620,341	62,300
Field Elementary School - COMPLETE: Measure T E-Rate (95180.0)	113,292	113,292	113,292	-
Field Elementary School - COMPLETE: Water Meter Separation (95106.0)	39,013	39,013	39,013	-
Field Elementary School - FIELD - Playground (95069.1)	354,042	333,101	332,638	20,941
Field Elementary School - Modernization (95069.0)	3,537,937	3,537,937	3,537,937	-
FIELD ELEMENTARY TOTAL	4,044,284	4,023,343	4,022,880	20,941
Franklin Elementary School - COMPLETE: Measure T E-Rate (95180.0)	172,886	172,886	172,886	-
Franklin Elementary School - COMPLETE: New Library/Shade Structure (95035.0)	593,078	593,078	593,078	-
Franklin Elementary School - Modernize Cafe/MPR/Windows (95066.0)	2,156,637	2,156,637	2,156,637	-
FRANKLIN ELEM. TOTAL	2,922,600	2,922,600	2,922,600	-
Hamilton Elementary School - COMPLETE: Measure T E-Rate (95180.0)	138,499	138,499	138,499	-
Hamilton Elementary School - COMPLETE: Water Meter Separation (95149.0)	56,828	56,828	56,828	-
Hamilton Elementary School - Modernization MPR/Café (95071.0)	4,481,508	4,471,897	4,471,897	9,611
HAMILTON ELEM. TOTAL	4,676,835	4,667,224	4,667,224	9,611



Consolidated Budget Status by Fund

Budget status summary by Fund (thru 08/17/2020)

Budget vs. Commitments and Expenditures by Fund

WARNING: Reconciliation always in progress.

School Name - Project Name/Cost Group/Object Code	21.1 - GOB (Measure TT Series A)			Fund 21.1 Analysis UnCommitted Available Balance
	Budget	Commitments	Expenditures	
Jackson Elementary School - 13 Modernization / Parking Lot (95052.0)	4,671,384	4,661,384	4,661,384	10,000
Jackson Elementary School - COMPLETE: Measure T E-Rate (95180.0)	130,487	130,487	130,487	-
Jackson Elementary School - COMPLETE: Phase I Completed Projects (95020.0 / 95	192,368	192,368	192,368	-
JACKSON ELEM. TOTAL	4,994,238	4,984,238	4,984,238	10,000
Jefferson Elementary School - COMPLETE: Measure T E-Rate (95180.0)	156,861	156,861	156,861	-
Jefferson Elementary School - Modernization (95079.0)	911,596	911,596	911,596	-
Jefferson Elementary School - New Child Care Center (95073.0)	332,171	332,171	332,171	-
JEFFERSON ELEM. TOTAL	1,400,627	1,400,627	1,400,627	-
John Muir High School - 03a Modernization, Abatement & Kitchen (95051.0)	30,980,313	30,604,755	30,556,648	375,558
John Muir High School - 03b Black Box Theater Project (95183.0)	3,713,813	3,690,813	3,690,813	23,000
John Muir High School - 03c Bldg D Accessibility (95812.0)	348,029	347,710	343,029	320
John Muir High School - COMPLETE: Artificial Surface Field & Track (95004.	1,518,980	1,518,980	1,518,980	-
John Muir High School - COMPLETE: Building G & L Window Replacement (95125	404,282	404,282	404,282	-
John Muir High School - COMPLETE: Career Technical Education (95145.0)	90,596	90,596	90,596	-
John Muir High School - COMPLETE: Kitchen Moderniation (95154.0)	6,000	6,000	6,000	-
John Muir High School - COMPLETE: Measure T E-Rate (95180.0)	555,842	555,842	555,842	-
John Muir High School - COMPLETE: Security System (95132.0)	159,785	159,785	159,785	-
John Muir High School - Culinary Arts Project (95184.0)	20,766	20,766	20,766	-
JOHN MUIR HIGH TOTAL	37,798,406	37,399,529	37,346,741	398,878
Linda Vista Elementary School - COMPLETE: Interior Structural Cleanup (95014.0)	39,580	39,580	39,580	-
Linda Vista Elementary School - Modernization (95188.0)	137,250	137,250	137,250	-
LINDA VISTA ELEM. TOTAL	176,830	176,830	176,830	-



Consolidated Budget Status by Fund

Budget status summary by Fund (thru 08/17/2020)

Budget vs. Commitments and Expenditures by Fund

WARNING: Reconciliation always in progress.

School Name - Project Name/Cost Group/Object Code	21.1 - GOB (Measure TT Series A)			Fund 21.1 Analysis UnCommitted Available Balance
	Budget	Commitments	Expenditures	
Loma Alta Elementary School - COMPLETE: Measure T E-Rate (95180.0)	63,647	63,647	63,647	-
Loma Alta Elementary School - COMPLETE: Modernization Project (95033.0)	171,002	171,002	171,002	-
Loma Alta Elementary School - COMPLETE: Pre K conversion & Fire sprinkler enclos	181,497	181,497	181,497	-
Loma Alta Elementary School - COMPLETE: Retaining Wall & Street Improvements (95	1,013,583	1,013,583	1,013,583	-
Loma Alta Elementary School - COMPLETE: Water Meter Separation (95101.0)	27,355	27,355	27,355	-
LOMA ALTA ELEM. TOTAL	1,457,084	1,457,084	1,457,084	-
Longfellow Elementary School - 10 HVAC Upgrades (95146.0)	2,320,756	2,320,756	2,320,756	-
Longfellow Elementary School - COMPLETE: Child Care Center (95061.0)	300,503	300,503	300,503	-
Longfellow Elementary School - COMPLETE: Measure T E-Rate (95180.0)	130,358	130,358	130,358	-
Longfellow Elementary School - New Kitchen Bldg/Lunch Shelter/Auditorium (95050.0)	1,342,058	1,342,058	1,340,458	-
LONGFELLOW ELEM. TOTAL	4,093,674	4,093,674	4,092,074	-
Madison Elementary School - Bldg A & Auditorium Renovation (95010.0)	596,259	596,259	596,259	-
Madison Elementary School - COMPLETE: Measure T E-Rate (95180.0)	96,100	96,100	96,100	-
Madison Elementary School - COMPLETE: Window Replacement (95084.0)	858,784	858,784	858,784	-
Madison Elementary School - Kitchen Modernization (95048.0)	309,396	309,396	309,396	-
Madison Elementary School - Modernization (95063.0)	4,109,419	4,109,419	4,109,419	-
MADISON ELEM. TOTAL	5,969,957	5,969,957	5,969,957	-
Marshall Fundamental Secondary School - 09 HVAC Upgrades (95146.0)	982,595	982,595	982,595	-
Marshall Fundamental Secondary School - COMPLETE: Career Technical Education (9514	850	850	850	-
Marshall Fundamental Secondary School - COMPLETE: Electrical Upgrades (95091.0)	352,698	352,698	352,698	-
Marshall Fundamental Secondary School - COMPLETE: Library Modernization & Site Impr	1,760,215	1,760,215	1,760,215	-
Marshall Fundamental Secondary School - COMPLETE: Measure T E-Rate (95180.0)	428,192	428,192	428,192	-
Marshall Fundamental Secondary School - COMPLETE: Water Meter Separation (95103.0)	21,090	21,090	21,090	-



Consolidated Budget Status by Fund

Budget status summary by Fund (thru 08/17/2020)

Budget vs. Commitments and Expenditures by Fund

WARNING: Reconciliation always in progress.

School Name - Project Name/Cost Group/Object Code	21.1 - GOB (Measure TT Series A)			Fund 21.1 Analysis UnCommitted Available Balance
	Budget	Commitments	Expenditures	
Marshall Fundamental Secondary School - COMPLETE: Window Replacement (95094.0) (2	1,767,862	1,767,862	1,767,862	-
Marshall Fundamental Secondary School - Old Gym Renovation Project (95185.0)	1,333,706	1,333,706	1,333,706	-
Marshall Fundamental Secondary School - Sports Complex (95049.0)	12,691,787	12,691,787	12,691,787	-
MARSHALL FUNDAMENTAL TOTAL	19,338,996	19,338,996	19,338,996	-
Mckinley Elementary School - COMPLETE: Career Technical Education (95145.0)	51,619	51,619	51,619	-
McKinley Elementary School - COMPLETE: Measure T E-Rate (95180.0)	188,409	188,409	188,409	-
McKinley Elementary School - COMPLETE: Water Meter Separation (95159.0)	112,485	112,485	112,485	-
McKinley Elementary School - Phase I New Construction (95046.0)	20,006,670	20,006,670	20,006,670	-
McKinley Elementary School - Phase II Modernization (95123.0)	1,162,490	878,976	868,396	283,513
MCKINLEY K-8 TOTAL	21,521,672	21,238,159	21,227,578	283,513
Norma Coombs Elementary - 05a New CR Wing & Admin Bldg (95133.0)	10,436,401	10,436,401	10,434,301	-
Norma Coombs Elementary - 05b Central Plant Replacement (95146.0)	1,358,170	1,358,170	1,358,170	-
Norma Coombs Elementary - COMPLETE: Measure T E-Rate (95180.0)	146,511	146,511	146,511	-
Norma Coombs Elementary - COMPLETE: Shade Structures/Field Renovation (95021	75,715	75,715	75,715	-
Norma Coombs Elementary - COMPLETE: Water Meter Separation (95116.0)	21,400	21,400	21,400	-
NORMA COOMBS TOTAL	12,038,197	12,038,197	12,036,097	-
Pasadena High School - 02a Modernize Gymnasium Complex (95075.0)	20,798,856	20,768,692	19,943,680	30,164
Pasadena High School - 02c ADA Upgrade (DSA) (95074.0)	570,735	570,735	503,853	-
Pasadena High School - Central Chilled Water Plant Project	2,568,194	3,686,478	32,784	(1,118,284)
Pasadena High School - COMPLETE: Artificial Track & Field (95005.0)	2,099,063	2,099,063	2,099,063	-
Pasadena High School - COMPLETE: Career Technical Education (95145.0)	116,593	116,593	116,593	-
Pasadena High School - COMPLETE: Drainage at Fields (95006.0)	700,902	700,902	700,902	-
Pasadena High School - COMPLETE: Fire Alarm Corrections (95161.0)	36,005	36,005	36,005	-



Consolidated Budget Status by Fund

Budget status summary by Fund (thru 08/17/2020)

Budget vs. Commitments and Expenditures by Fund

WARNING: Reconciliation always in progress.

School Name - Project Name/Cost Group/Object Code	21.1 - GOB (Measure TT Series A)			Fund 21.1 Analysis UnCommitted Available Balance
	Budget	Commitments	Expenditures	
Pasadena High School - COMPLETE: Measure T E-Rate (95180.0)				
	644,227	644,227	644,227	-
Pasadena High School - Kitchen Project (95139.0)				
	287,321	287,321	287,321	-
Pasadena High School - Security System Upgrades (95117.0)				
	248,424	248,424	248,424	-
Pasadena High School (Phase 2) - 02d Campus Upgrds/Restrooms Upgrades (95119.0)				
	3,325,038	3,186,107	2,065,432	138,932
Pasadena High School (Phase 3) - 02b Campus Appearance/Identity (95080.0)				
	2,399,676	181,772	153,591	2,217,904
PASADENA HIGH TOTAL	33,795,035	32,526,320	26,831,875	1,268,715
Roosevelt Elementary School - 12 Multi-purpose Facility (95025.0)				
	1,831,607	1,831,607	1,831,607	-
Roosevelt Elementary School - COMPLETE: Auto Door Openers (95062.0)				
	98,844	98,844	98,844	-
Roosevelt Elementary School - COMPLETE: Measure T E-Rate (95180.0)				
	96,100	96,100	96,100	-
ROOSEVELT ELEM. TOTAL	2,026,550	2,026,550	2,026,550	-
Rose City High School - 07 Modification (95170.0)				
	462,309	454,659	454,659	7,650
Rose City High School - COMPLETE: Career Technical Education (95145.0)				
	232,608	232,608	232,608	-
Rose City High School - COMPLETE: Measure T E-Rate (95180.0)				
	134,493	134,493	134,493	-
ROSE CITY HIGH TOTAL	829,409	821,759	821,759	7,650
San Rafael Elementary School - COMPLETE: Measure T E-Rate (95180.0)				
	94,930	94,930	94,930	-
San Rafael Elementary School - COMPLETE: Phase I (95011.0/17.0)				
	169,380	169,380	169,380	-
San Rafael Elementary School - Modernization (95030.0)				
	1,893,431	1,893,431	1,893,431	-
SAN RAFAEL ELEM. TOTAL	2,157,741	2,157,741	2,157,741	-
Sierra Madre Elementary School - 06 Phase II Upgrades (95126.0)				
	764,252	760,030	756,812	4,222
Sierra Madre Elementary School - COMPLETE: Phase I - New Permanent Classroom Build				
	4,074,221	4,074,221	4,074,221	-
SIERRA MADRE ES TOTAL	4,838,474	4,834,251	4,831,034	4,222
Sierra Madre Middle School - COMPLETE: Career Technical Education (95145.0)				
	38,113	38,113	38,113	-
Sierra Madre Middle School - COMPLETE: Measure T E-Rate (95180.0)				
	299,998	299,998	299,998	-



Consolidated Budget Status by Fund

Budget status summary by Fund (thru 08/17/2020)

Budget vs. Commitments and Expenditures by Fund

WARNING: Reconciliation always in progress.

School Name - Project Name/Cost Group/Object Code	21.1 - GOB (Measure TT Series A)			Fund 21.1 Analysis UnCommitted Available Balance
	Budget	Commitments	Expenditures	
Sierra Madre Middle School - New MS Campus (95038.0)				
	38,355,219	38,355,219	38,355,219	-
SIERRA MADRE MS TOTAL	38,693,330	38,693,330	38,693,330	-
Washington Accelerated Elementary School - 01 New Classroom/MPR Bldg (95045.0)				
	20,399,829	20,296,306	20,241,447	103,524
Washington Accelerated Elementary School - Campus Improvements - Measure Y				
	5,631	5,631	5,631	-
Washington Accelerated Elementary School - COMPLETE: Measure T E-Rate (95180.0)				
	251,858	251,858	251,858	-
Washington Accelerated Elementary School - New Child Care Center (95067.0)				
	278,747	118,747	118,747	160,000
WASHINGTON ES TOTAL	20,936,065	20,672,542	20,617,683	263,523
Washington Middle School - COMPLETE: Career Technical Education (95145.0)				
	34,572	34,572	34,572	-
Washington Middle School - COMPLETE: Measure T E-Rate 95180.0				
	261,489	261,489	261,489	-
Washington Middle School - New Constr. & Mod. (95081.0)				
	16,554,290	16,274,020	16,144,290	280,270
WASHINGTON MS TOTAL	16,850,351	16,570,082	16,440,351	280,270
Webster Elementary School - Aud/AdminBldg/Kitchen/Playground (95047.0)				
	2,183,833	2,181,333	2,181,333	2,500
Webster Elementary School - COMPLETE: Kitchen Modernization (95083.0)				
	19,858	19,858	19,858	0
Webster Elementary School - COMPLETE: Measure T E-Rate 95180.0				
	139,666	139,666	139,666	-
Webster Elementary School - COMPLETE: Preschool Shade Structure (95105.0)				
	132,613	132,613	132,613	-
WEBSTER ELEM. TOTAL	2,475,971	2,473,471	2,473,471	2,500
Willard Elementary School - COMPLETE: Exterior Upgrade & Window Replacement (9				
	711,113	711,113	711,113	-
Willard Elementary School - COMPLETE: Field Installation/Irrigation & Demo (95				
	156,606	156,606	156,606	-
Willard Elementary School - COMPLETE: Multi-Use Room (95002.0)				
	428,811	428,811	428,811	-
Willard Elementary School - COMPLETE: Power & Fire Alarm Upgrade (95065.0)				
	393,698	393,698	393,698	-
Willard Elementary School - COMPLETE: Water Meter Separation (95108.0)				
	47,115	47,115	47,115	-
Willard Elementary School - HVAC Upgrades (95187.0)				
	297,217	297,217	297,217	-
Willard Elementary School - Kinder and Pre-K Complex (95115.0)				
	4,138,009	4,138,009	4,138,009	-
WILLARD ELEM. TOTAL	6,172,568	6,172,568	6,172,568	-



Consolidated Budget Status by Fund

Budget status summary by Fund (thru 08/17/2020)

Budget vs. Commitments and Expenditures by Fund

WARNING: Reconciliation always in progress.

School Name - Project Name/Cost Group/Object Code	21.1 - GOB (Measure TT Series A)			Fund 21.1 Analysis UnCommitted Available Balance
	Budget	Commitments	Expenditures	
Wilson Middle School - COMPLETE: Classroom Demolition (95028.0)	72,421	72,421	72,421	-
Wilson Middle School - COMPLETE: Painting & Window Replacement (95009.0)	618,777	618,777	618,777	-
Wilson Middle School - COMPLETE: Water Meter Separation (95109.0)	79,225	79,225	79,225	-
Wilson Middle School - Gym/Locker RM Courtyard Mod (95113.0)	5,036,321	5,036,321	5,036,321	-
Wilson Middle School - Interim Housing (95181.0)	7,400	7,400	7,400	-
WILSON MIDDLE TOTAL	5,814,145	5,814,145	5,814,145	-
Totals	362,881,005	359,172,198	352,021,496	3,708,808

Measure TT Approved Priorities per BR 1286-F 3/29/2018
Project Accounting Update as of August 2020

PRIORITY #1: Washington Accelerated Elementary School - New Classroom/MPR Bldg (95045.0)				
Status as of	Total Budget	All Commitments	Total Expenditures To Date	UnEncumbered Budget Remaining
3/29/2018	20,512,401	19,291,322	17,508,819	1,221,079
8/20/2020	20,399,829	20,296,306	20,241,447	103,523
Change	(112,572)	1,004,984	2,732,628	
Since 3/2018: 3 Board-Approved Construction Changes, Contributed to Sports Field shared with WMS, added play structures. Project nearly complete. Make budget remainder available in MTT Central				

PRIORITY #2-a: Pasadena High School - Modernize Gymnasium Complex (95075.0)				
Status as of	Total Budget	All Commitments	Total Expenditures To Date	UnEncumbered Budget Remaining
3/29/2018	18,264,746	16,706,720	5,472,627	1,558,026
8/20/2020	20,798,856	20,768,692	19,943,680	30,164
Change	2,534,110	4,061,972	14,471,053	
Since 3/2018: 4 Board-Approved Construction Changes & settlement for time delay, architect design change orders & inspection change orders for extended project duration, HVAC feasibility study - Project nearing completion.				

PRIORITY #2-b: Pasadena High School - Campus Appearance/Identity (95080.0)				
Status as of	Total Budget	All Commitments	Total Expenditures To Date	UnEncumbered Budget Remaining
3/29/2018	1,661,230	154,301	128,349	1,506,929
8/20/2020	2,399,676	181,772	153,591	2,217,904
Change	738,446	27,471	25,242	
Since 3/2018: This project went for bid in April 2020, but all bids were over our estimate and rejected. Project design and planning are underway. Budget from this project will be used to bolster the PHS Chiller project since that is now of higher priority.				

PRIORITY #2-c: Pasadena High School - ADA Upgrade (DSA) (95074.0)				
Status as of	Total Budget	All Commitments	Total Expenditures To Date	UnEncumbered Budget Remaining
3/29/2018	713,678	570,708	483,651	142,970
8/20/2020	570,735	570,735	503,853	-
Change	(142,943)	27	20,202	
Since 3/2018: This project is complete. Included ADA upgrade design, flooring & ramp improvements, ADA locking hardware. Finish design certification. Make remaining budget available for other PHS projects.				

PRIORITY #2-d: Pasadena High School - Campus Upgrds/Restrooms Upgrades (95119.0)				
Status as of	Total Budget	All Commitments	Total Expenditures To Date	UnEncumbered Budget Remaining
3/29/2018	3,202,506	2,266,283	2,033,732	936,223
8/20/2020	3,325,038	3,186,107	2,065,432	138,931
Change	122,532	919,824	31,700	
Since 3/2018: This project has been awarded 3/26/20 and construction has begun.				

Measure TT Approved Priorities per BR 1286-F 3/29/2018
Project Accounting Update as of August 2020

PRIORITY #3-a: John Muir High School - Modernization, Abatement & Kitchen (95051.0)				
Status as of	Total Budget	All Commitments	Total Expenditures To Date	UnEncumbered Budget Remaining
3/29/2018	29,509,786	27,035,722	12,210,543	2,474,064
8/20/2020	30,980,313	30,604,755	30,556,648	375,558
Change	1,470,527	3,569,033	18,346,105	
Since 3/2018: 1 Board-approved design change, 6 construction changes, 6 inspection changes. Purchase & install Portable Restroom to be reimbursed by City of Pasadena. Project nearly complete. Make budget remainder available in MTT Central.				

PRIORITY #3-b: John Muir High School - JMuir Black Box Theater Project (95183.0)				
Status as of	Total Budget	All Commitments	Total Expenditures To Date	UnEncumbered Budget Remaining
3/29/2018	3,742,566	3,540,692	3,328,593	201,874
8/20/2020	3,713,813	3,690,813	3,690,813	23,000
Change	(28,753)	150,121	362,220	
Since 3/2018: Project completed. Includes TV Broadcasting Studio with green screen. Pay final DSA Certification fees and make budget remainder available in MTT Central.				

PRIORITY #3-c: John Muir High School - Bldg D Accessiblity Project (95812.0)				
Status as of	Total Budget	All Commitments	Total Expenditures To Date	UnEncumbered Budget Remaining
3/29/2018	187,591	64,066	42,558	123,525
8/20/2020	348,029	347,710	343,029	319
Change	160,438	283,644	300,471	
Since 3/2018: 1 Board-Approved design change & 1 construction change. PCC lease will reimburse costs over time. Project nearly complete. Make budget remainder available in MTT Central.				

PRIORITY #4: Blair High School - Modernization of Main Building (95056.0)				
Status as of	Total Budget	All Commitments	Total Expenditures To Date	UnEncumbered Budget Remaining
3/29/2018	28,229,351	25,754,072	10,754,537	2,475,279
8/20/2020	30,288,042	30,017,362	29,884,954	270,680
Change	2,058,691	4,263,290	19,130,417	
Since 3/2018: 7 Board-Approved construction changes, 1 design change, Water service upgrades, Foundation slab crack mitigation design & remediation. Project is nearing completion.				

PRIORITY #4a: Blair High School Track & Field (95005.0) (also utilizes Developer Fees)				
Status as of	Total Budget	All Commitments	Total Expenditures To Date	UnEncumbered Budget Remaining
3/29/2018	83,263	119,842	50,164	(36,579)
8/20/2020	135,031	82,877	82,877	52,154
Change	51,768	(36,965)	32,713	
Since 3/2018: This project has been completed. Keep remaining budget here for bleacher foundation slabs.				

Measure TT Approved Priorities per BR 1286-F 3/29/2018
Project Accounting Update as of August 2020

PRIORITY #5-a: Norma Coombs Alternative - New CR Wing & Admin Bldg (95133.0)				
Status as of	Total Budget	All Commitments	Total Expenditures To Date	UnEncumbered Budget Remaining
3/29/2018	9,183,883	8,714,556	3,721,647	469,327
8/20/2020	10,436,401	10,436,401	10,434,301	-
Change	1,252,518	1,721,845	6,712,654	
Since 3/2018: 4 Board-Approved design changes, 6 construction changes, additional grading & paving & sitework. Project is complete. Release budget remainder to MTT Central.				

PRIORITY #5-b: Norma Coombs Alternative - Central Plant Replacement				
Status as of	Total Budget	All Commitments	Total Expenditures To Date	UnEncumbered Budget Remaining
3/29/2018	1,500,000	-	-	1,500,000
8/20/2020	1,358,170	1,358,170	1,358,170	-
Change	(141,830)	1,358,170	1,358,170	
Since 3/2018: Project complete and under budget. No change orders. Make budget remainder available in MTT Central.				

PRIORITY #6: Sierra Madre Elementary - Phase II: HVAC Auditorium Upgrades (95126.0)				
Status as of	Total Budget	All Commitments	Total Expenditures To Date	UnEncumbered Budget Remaining
3/29/2018	1,348,451	734,110	646,221	614,341
8/20/2020	764,252	760,030	756,812	4,222
Change	(584,199)	25,920	110,591	
Since 3/2018: HVAC Feasibility study was conducted and one cooling tower was replaced. Project did not progress beyond. Make budget remainder available in MTT Central.				

PRIORITY #7: Rose City High School - Rose City Modification (95170.0)				
Status as of	Total Budget	All Commitments	Total Expenditures To Date	UnEncumbered Budget Remaining
3/29/2018	567,974	435,288	270,888	132,686
8/20/2020	462,309	454,659	454,659	7,650
Change	(105,665)	19,371	183,771	
Since 3/2018: Boiler replacement was conducted. Make budget remainder available in MTT Central.				

PRIORITY #8: Eliot Middle School - Auditorium/Cafe Modernization (95015.0)				
Status as of	Total Budget	All Commitments	Total Expenditures To Date	UnEncumbered Budget Remaining
3/29/2018	8,101,095	10,986,117	7,465,225	(2,885,022)
8/20/2020	7,772,795	7,710,495	7,702,795	62,300
Change	(328,300)	(3,275,622)	237,570	
Since 3/2018: Project is complete and included Auditorium Modernization and Restroom Upgrades. Basement electrical room drainage upgrade needed.				

PRIORITY #8a: Eliot Middle School - (HVAC) (95146.0)				
Prop. 39 \$693,645 / Measure TT \$796,609				
Status as of	Total Budget	All Commitments	Total Expenditures To Date	UnEncumbered Budget Remaining

Measure TT Approved Priorities per BR 1286-F 3/29/2018
Project Accounting Update as of August 2020

3/29/2018	800,000	796,609	-	3,391
8/20/2020	828,427	828,427	828,427	-
Change	28,427	31,818	828,427	
Since 3/2018: Budget increased for chilled water piping replacement. Project is complete. Release budget to MTT Central.				

PRIORITY #9: Marshall Fundamental Secondary School - Marshall New AC Project (95146.0)				
Prop. 39 \$2,513,093 / Measure TT \$910,278				
Status as of	Total Budget	All Commitments	Total Expenditures To Date	UnEncumbered Budget Remaining
3/29/2018	999,150	-	-	999,150
8/20/2020	982,595	982,595	982,595	-
Change	(16,555)	982,595	982,595	
Since 3/2018: Project is complete. Board approved for MTT to cover shortfall in funds from Prop 39. Budget remainder released to MTT Central.				

PRIORITY #10 Longfellow Elementary HVAC (95146.0)				
Status as of	Total Budget	All Commitments	Total Expenditures To Date	UnEncumbered Budget Remaining
3/29/2018	2,201,000	118,416	95,791	2,082,584
8/20/2020	2,320,756	2,320,756	2,320,756	-
Change	119,756	2,202,340	2,224,965	
Since 3/2018: Project is complete. 1 Board-Approved construction change for chilled water piping and subterranean conditions. Release budget to Measure TT Central.				

PRIORITY #11: - Don Benito Elementary - Phase II: HVAC & Kitchen (95146.0)				
Status as of	Total Budget	All Commitments	Total Expenditures To Date	UnEncumbered Budget Remaining
3/29/2018	2,858,321	186,335	114,147	2,671,986
8/20/2020	296,509	296,509	263,398	-
Change	(2,561,812)	110,174	149,251	
Since 3/2018: Design for a new HVAC system for multi-purpose / cafeteria building initiated. This project did not progress. Budget released to MTT Central. Make budget remainder available in MTT Central.				

Measure TT Approved Priorities per BR 1286-F 3/29/2018
Project Accounting Update as of August 2020

PRIORITY #12: Roosevelt Elementary School - Multi-purpose Facility (95025.0)				
Status as of	Total Budget	All Commitments	Total Expenditures To Date	UnEncumbered Budget Remaining
3/29/2018	7,669,620	1,960,561	1,814,455	5,709,059
8/20/2020	1,831,607	1,831,607	1,831,607	-
Change	(5,838,013)	(128,954)	17,152	
Since 3/2018: Design for a modernized multipurpose building was initiated and water system and drainage upgrades to the site were made. This project did not progress. Budget released to MTT Central.				

PRIORITY #13: Jackson Elementary Portables / Student Drop-off area (95052.0)				
(Total Expenditures for Jackson Modernization Resource include Campus Modernization, Parking Lot & Portables, and cancelled Kitchen Project)				
Status as of	Total Budget	All Commitments	Total Expenditures To Date	UnEncumbered Budget Remaining
3/29/2018	1,975,000	-	-	1,975,000
8/20/2020	1,625,595	1,625,595	1,625,595	-
Change	(349,405)	1,625,595	1,625,595	
Since 3/2018: Parking / Portables project is complete. Budget released to MTT Central. Total building modernization (including the parking lot and drop-off area) was \$4,671,384.				

PRIORITY #15-a: Shade and Playground Needs				
McKinley Shade Structures				
Status as of	Total Budget	All Commitments	Total Expenditures To Date	UnEncumbered Budget Remaining
3/29/2018	300,000	-	-	300,000
8/20/2020	90,928	90,928	90,928	-
Change	(209,072)	90,928	90,928	

PRIORITY #15-a: Shade and Playground Needs				
San Rafael Shade & Playground Needs				
Status as of	Total Budget	All Commitments	Total Expenditures To Date	UnEncumbered Budget Remaining
3/29/2018	270,000	-	-	270,000
8/20/2020	235,849	235,849	235,849	-
Change	(34,151)	235,849	235,849	

PRIORITY #15-a: Shade and Playground Needs				
Willard South Playground				
Status as of	Total Budget	All Commitments	Total Expenditures To Date	UnEncumbered Budget Remaining
3/29/2018	40,000	-	-	40,000
8/20/2020	41,151	41,151	41,151	-
Change	1,151	41,151	41,151	

Measure TT Approved Priorities per BR 1286-F 3/29/2018
Project Accounting Update as of August 2020

PRIORITY #15-a: Shade and Playground Needs				
<i>Roosevelt Playground</i>				
Status as of	Total Budget	All Commitments	Total Expenditures To Date	UnEncumbered Budget Remaining
3/29/2018	160,000	-	-	160,000
8/20/2020	-	-	-	-
Change	(160,000)	-	-	
PRIORITY #15-a: Shade and Playground Needs				
<i>Don Benito Playground</i>				
Status as of	Total Budget	All Commitments	Total Expenditures To Date	UnEncumbered Budget Remaining
3/29/2018	120,000	-	-	120,000
8/20/2020	33,675	33,675	33,675	-
Change	(86,325)	33,675	33,675	
PRIORITY #15-a: Shade and Playground Needs				
<i>Field Elementary Shade Structures and Playgrounds</i>				
Status as of	Total Budget	All Commitments	Total Expenditures To Date	UnEncumbered Budget Remaining
3/29/2018	-	-	-	-
8/20/2020	354,042	333,101	332,638	20,941
Change	354,042	333,101	332,638	
PRIORITY #15-a: Shade and Playground Needs				
<i>Jefferson Shade Structures and Playgrounds</i>				
Status as of	Total Budget	All Commitments	Total Expenditures To Date	UnEncumbered Budget Remaining
3/29/2018	-	-	-	-
8/20/2020	105,207	105,207	105,207	-
Change	105,207	105,207	105,207	
Since 3/2018: Projects are complete or cancelled. Make budget remainders available in MTT Central. Funds 01.0, 12.0, and 25.0 were used to supplement MTT for some playground projects.				

FACILITIES DEPARTMENT
August 2020
Construction Status Report

School / Funds Source	Project's Scope of Work	Progress/issues August 2020	Project Phase	Date in Phase	August 2020 Report Expected date completion total project	Expected date completion total project	% of compl. August 2020	Project Mgr.	Architect	Contractor	Inspector
PHS Modernization Phase I 95075.0	Modernize the existing gyms and locker rooms.	Punch list items completed	Construction	Nov 28, 2016	Completed	44013	100%	Sam Maissiam	F&M	The Nazerian Group	Donald B. Blayney
PHS Central Plant 95146.0.	Design-Build Central Chilled Water Plant	DSA Plan Check	Construction Docs.	Early March 2020	Summer 2021	typically 3-4 months after construction completion	0%	Sam Maissiam	Design-Build by Southland		Ned Khachikian
PHS Modernization Phase II 95075.0	Student Toilet Room Accessibility Modernization (Phase II)	Complete: steel stud framing at bldg. J,K,L Rough Plumbing and Rough Electrical bldg. K,L Ongoing: Rough Plumbing and Rough Electrical J	Construction	Apr 14, 2020	Mid - end of October, 2020	Oct 11, 2020	30%	Sam Maissiam	F&M	The Nazerian Group	Donald B. Blayney
Blair HS Elevator Upgrade/Mod.	Modernization of 2500lb, in-line passenger elevator.	Obtaining proposals	Planning	Mid August 2020	Late December 2020	Late December 2020	0%	Sam Maissiam	N/A	Obtaining proposals	State of California elevator division.
Blair HS; JMHS; PHS; McKinley; NCES; Willard	Electric Vehicles (EV) Charging stations	PWP and PUSD partnering for future EV charging stations at various schools	Planning	-	-	TBD	0%	Shirly Barrett	TBD	TBD	TBD
John Muir PWP Irrigation water	Use of Non Potable water for irrigation	Pipes are installed and connected, waiting for pump station	Construction	-	-	Oct 01, 2020	75%	Shirly Barrett	Design - Build by PWP/PUSD		TBD



Pasadena Unified School District

Active MTT Project List

Pasadena HS

August 26, 2020

Pasadena HS

Toilet Room Modernization

Door frames have
been installed

Aug 26, 2020



PASADENA HIGH SCHOOL
Home of the Bulldogs

[Return to projects list](#)



Pasadena HS - Toilet Room Modernization



PASADENA HIGH SCHOOL
Home of the Bulldogs

Aug 26, 2020

[Return to projects list](#)

Pasadena HS

Toilet Room Modernization

Steel framing
complete, rough
plumbing ongoing

Aug 26, 2020



PASADENA HIGH SCHOOL
Home of the Bulldogs



[Return to projects list](#)

Pasadena HS

Toilet Room Modernization

Steel framing
complete, rough
plumbing ongoing



PASADENA HIGH SCHOOL
Home of the Bulldogs



Aug 26, 2020

[Return to projects list](#)

Pasadena HS

Toilet Room Modernization

Steel framing
complete, rough
plumbing ongoing



PASADENA HIGH SCHOOL
Home of the Bulldogs



Aug 26, 2020

[Return to projects list](#)

Pasadena HS


Toilet Room Modernization

Steel framing
complete, rough
plumbing ongoing

Aug 26, 2020



PASADENA HIGH SCHOOL
Home of the Bulldogs



[Return to projects list](#)

Pasadena HS


Toilet Room Modernization

Steel framing
complete, rough
plumbing ongoing

Aug 26, 2020



PASADENA HIGH SCHOOL
Home of the Bulldogs




Pasadena HS

Toilet Room Modernization

Steel framing
complete, rough
plumbing ongoing



PASADENA HIGH SCHOOL
Home of the Bulldogs



Aug 26, 2020

[Return to projects list](#)