



PASADENA
Unified School District

Understanding the English Language Proficiency Assessments for California (ELPAC)

Language Assessment Development Department
January 23, 2023

Our Children. Learning Today. Leading Tomorrow.



PASADENA
Unified School District

Entendiendo las Evaluaciones de Dominio del Idioma Inglés para California (ELPAC)

Departamento de desarrollo y evaluación del Lenguaje
January 23, 2023

About the ELPAC



The ELPAC Has Two Assessments



Initial



Summative

El ELPAC consta de dos evaluaciones



Who - Students in grades K through 12

Initial ELPAC



Summative ELPAC



Quien - Estudiantes en los grados Kinder a 12

ELPAC Inicial



ELPAC Sumativo

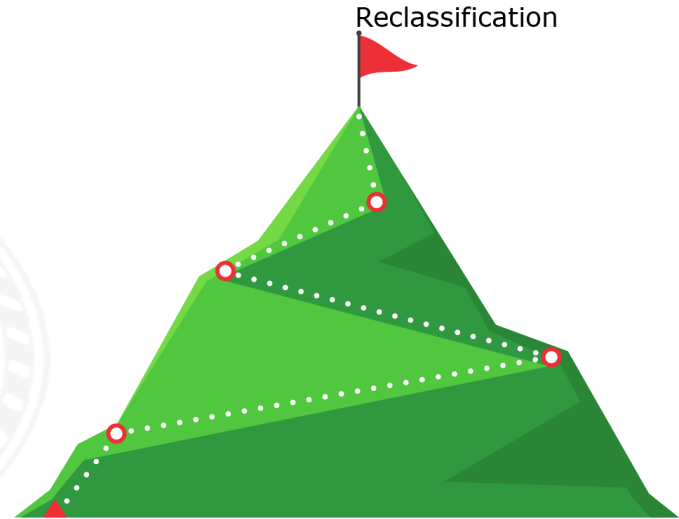


Why -

Initial ELPAC



Summative ELPAC

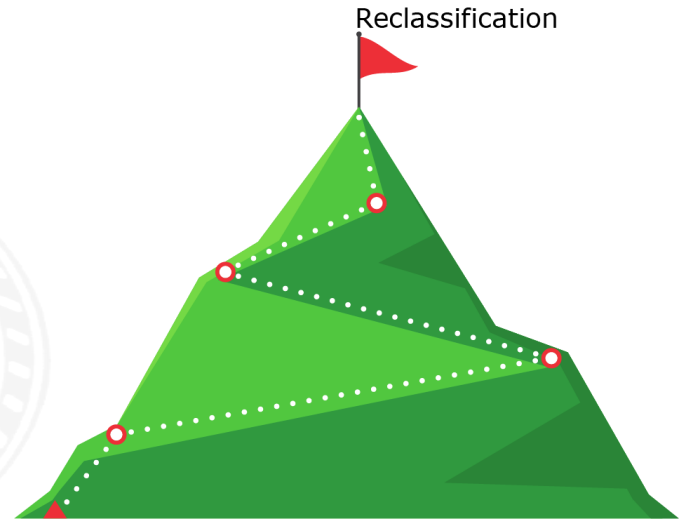


Por que -

ELPAC Inicial



ELPAC Sumativo



When -

Initial ELPAC

July 1 – June 30

**Summative
ELPAC**

Feb 1 – May 31

Cuando -


ELPAC Inicial

1 de julio – 30 de junio


ELPAC Sumativo

1 de feb – 31 de mayo


What - Summative ELPAC




Que - ELPAC Sumativo



Comprensión Oral



Expresión oral



Lectura



Escritura

How - Summative ELPAC



- Computer–Based
- By a Test Examiner
- In groups or individually

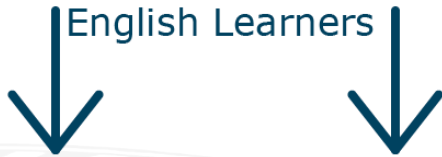
Como - ELPAC Sumativo



- Informatizado
- Es administrado por un Examinador capacitado

Who - Summative ELPAC

English Learners



Administered
annually to English
Learners

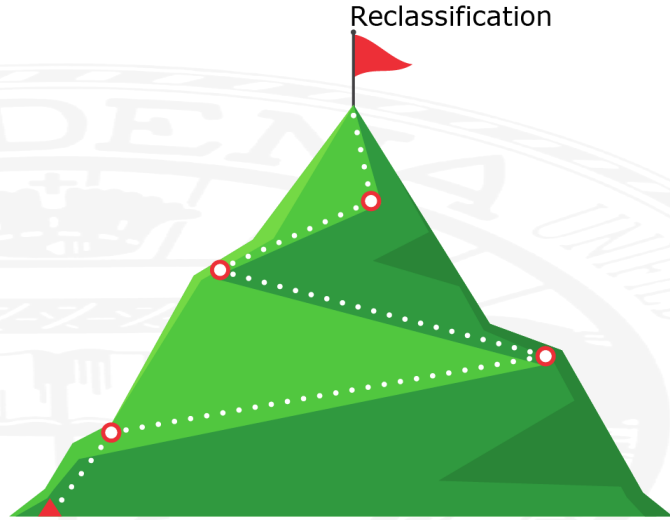
Quien - ELPAC Sumativo

Estudiantes de inglés



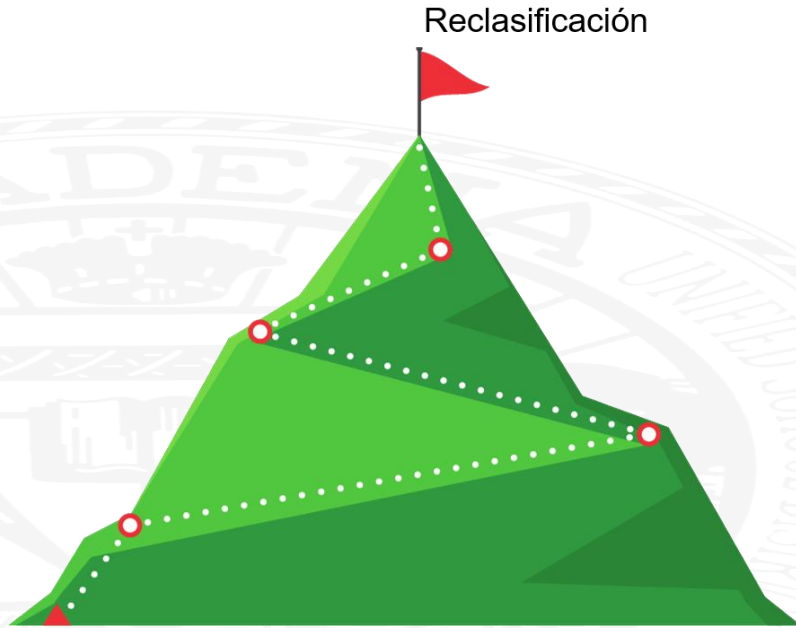
Se administra
anualmente a
estudiantes que están
aprendiendo inglés.

Why - Summative ELPAC



Helps teachers know how to support students.

Por qué - ELPAC Sumativo



Ayuda a los docentes a saber cómo apoyar a los estudiantes


ELPAC Summative Scores



STUDENT SCORE REPORT | 2017-2018
Anita C. Rocco
SUMMATIVE ASSESSMENT | GRADE 6

(SAMPLE REPORT FOR STUDENT'S FIRST-YEAR SCORES)
Anita's Grade 6 Results on the
English Language Proficiency Assessments for California

Anita's overall score of 0000 is in Level 3.
Students at this level have moderately developed English skills.



This was Anita's first time taking the ELPAC. If Anita takes the test again next year, this area will show the score history.

Oral Language Score



The Oral Language Score is a combination of Anita's Listening and Speaking performance, shown below.

| | Beginning | Somewhat/Moderately | Well Developed |
|-----------|-----------|---------------------|----------------|
| Listening | | ✓ | |
| Speaking | ✓ | | |

Written Language Score



The Written Language Score is a combination of Anita's Reading and Writing performance, shown below.

| | Beginning | Somewhat/Moderately | Well Developed |
|---------|-----------|---------------------|----------------|
| Reading | | ✓ | |
| Writing | | | ✓ |

For more information about this assessment, visit the California Department of Education ELPAC Web site at <https://www.cde.ca.gov/ta/tap/elpac/>. If you have questions about your child's ELPAC results, please contact your school for more information.

A Parent's Guide to Anita's English Language Proficiency Assessments for California (ELPAC) Score Report

CALIFORNIA DEPARTMENT OF EDUCATION (CDE)

STUDENT #: 9999999999 DATE OF BIRTH: 12/26/2007
GRADE: 6 TEST DATE: Month Day, 2018

Dear Parent/Guardian of Anita Rocco:

This report shows Anita's results on the English Language Proficiency Assessments for California (ELPAC), the newly developed state test of English language proficiency. The ELPAC provides information about your child's annual progress toward English language proficiency. Because the ELPAC measures new English language development standards, your child's ELPAC results should not be compared to prior test results from the California English Language Development Test (CELDT).

FOR THE PARENT/GUARDIAN OF:
ANITA C. ROCCO
1234 MAIN STREET
YOUR CITY, CA 12345

Below is information to help you understand the ELPAC, as well as ideas to support your child's continued English language development.

SCHOOL: California Unified Charter
LEA: California Unified
CDS: 99999919999991-9999

Sincerely,

Tom Torlakson

Tom Torlakson
State Superintendent of Public Instruction



What Is the ELPAC?

The ELPAC Summative Assessment measures student progress toward meeting the California English Language Development Standards (ELD Standards), which describe the English language skills that students need to succeed in school.

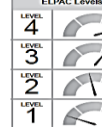
The ELPAC Summative Assessment:

- Is given each spring to students who have been identified as English learners
- Includes questions about Listening, Speaking, Reading, and Writing

Your child's ELPAC results:

- Are one measure of English proficiency that should be viewed with other available information, such as classroom tests, assignments, and grades
- Can be used to help talk to your child's teacher about your child's progress in English language development
- Can be used to determine if a student is ready to be reclassified as fluent English proficient (RFEP)

ELPAC Levels



What Students Can Typically Do at Each Level

- | Level | What Students Can Typically Do at Each Level |
|-------|--|
| 4 | <ul style="list-style-type: none"> Students at this level have well developed English skills. They can usually use English to learn new things in school and to interact in social situations. They may occasionally need help using English. |
| 3 | <ul style="list-style-type: none"> Students at this level have moderately developed English skills. They can sometimes use English to learn new things in school and to interact in social situations. They may need help using English to communicate on less-familiar school topics and in less-familiar social situations. |
| 2 | <ul style="list-style-type: none"> Students at this level have somewhat developed English skills. They usually need help using English to learn new things at school and to interact in social situations. They can often use English for simple communication. |
| 1 | <ul style="list-style-type: none"> Students at this level are at a beginning stage of developing English skills. They usually need substantial help using English to learn new things at school and to interact in social situations. They may know some English words and phrases. |

The four ELPAC levels shown above describe what students at each level on the ELPAC can typically do in English. The table below shows how these four ELPAC levels relate to the three proficiency levels described in the ELD Standards.

| ELPAC Levels | Level 1 | Level 2 | Level 3 | Level 4 |
|---------------------------------|--|--|--|---------|
| ELD Standards Proficiency Level | Emerging — requires substantial linguistic support | Expanding — requires moderate linguistic support | Bridging — requires light linguistic support | |

How can I help my child?

- Read to your child, or have your child read to you, on a regular basis.
- Use pictures and ask your child to tell you what he or she sees in the picture or what is happening in the picture.
- Provide your child with opportunities to use language outside of school.
- Talk to your child's teacher about your child's Listening, Speaking, Reading, and Writing skills to help support your child's progress.

Calificaciones del ELPAC Sumativo




STUDENT SCORE REPORT | 2017-2018
Anita C. Rocco
SUMMATIVE ASSESSMENT | GRADE 6

(SAMPLE REPORT FOR STUDENT'S FIRST-YEAR SCORES)

Anita's Grade 6 Results on the
English Language Proficiency Assessments for California

Anita's overall score of 0000 is in Level 3.
Students at this level have moderately developed English skills.



This was Anita's first time taking the ELPAC. If Anita takes the test again next year, this area will show the score history.

Oral Language Score



The Oral Language Score is a combination of Anita's Listening and Speaking performance, shown below.

| | Beginning | Somewhat/Modestly | Well Developed |
|-----------|-----------|-------------------|----------------|
| Listening | | ✓ | |
| Speaking | ✓ | | |

Written Language Score



The Written Language Score is a combination of Anita's Reading and Writing performance, shown below.

| | Beginning | Somewhat/Modestly | Well Developed |
|---------|-----------|-------------------|----------------|
| Reading | | ✓ | |
| Writing | | | ✓ |

For more information about this assessment, visit the California Department of Education ELPAC Web site at <https://www.cde.ca.gov/ta/taelp/>. If you have questions about your child's ELPAC results, please contact your school for more information.

A Parent's Guide to Anita's English Language Proficiency Assessments for California (ELPAC) Score Report

CALIFORNIA DEPARTMENT OF EDUCATION (CDE)

STUDENT #: 9999999999 DATE OF BIRTH: 12/26/2007
GRADE: 6 TEST DATE: Month Day, 2018

Dear Parent/Guardian of Anita Rocco:

This report shows Anita's results on the English Language Proficiency Assessments for California (ELPAC), the newly developed state test of English language proficiency. The ELPAC provides information about your child's annual progress toward English language proficiency. Because the ELPAC measures new English language development standards, your child's ELPAC results should not be compared to prior test results from the California English Language Development Test (CELDT).

FOR THE PARENT/GUARDIAN OF:
ANITA C. ROCCO
1234 MAIN STREET
YOUR CITY, CA 12345

Below is information to help you understand the ELPAC, as well as ideas to support your child's continued English language development.

SCHOOL: California Unified Charter
LEA: California Unified
CDS: 99999919999991-9999

Sincerely,

Tom Torlakson

Tom Torlakson
State Superintendent of Public Instruction



What Is the ELPAC?

The ELPAC Summative Assessment measures student progress toward meeting the California English Language Development Standards (ELD Standards), which describe the English language skills that students need to succeed in school.

The ELPAC Summative Assessment:

- Is given each spring to students who have been identified as English learners
- Includes questions about Listening, Speaking, Reading, and Writing

Your child's ELPAC results:

- Are one measure of English proficiency that should be viewed with other available information, such as classroom tests, assignments, and grades
- Can be used to help talk to your child's teacher about your child's progress in English language development
- Can be used to determine if a student is ready to be reclassified as fluent English proficient (RFEP)

ELPAC Levels

What Students Can Typically Do at Each Level

| Level | What Students Can Typically Do at Each Level |
|---------|--|
| Level 4 | <ul style="list-style-type: none"> Students at this level have well developed English skills. They can usually use English to learn new things in school and to interact in social situations. They may occasionally need help using English. |
| Level 3 | <ul style="list-style-type: none"> Students at this level have moderately developed English skills. They can sometimes use English to learn new things in school and to interact in social situations. They may need help using English to communicate on less-familiar school topics and in less-familiar social situations. |
| Level 2 | <ul style="list-style-type: none"> Students at this level have somewhat developed English skills. They usually need help using English to learn new things at school and to interact in social situations. They can often use English for simple communication. |
| Level 1 | <ul style="list-style-type: none"> Students at this level are at a beginning stage of developing English skills. They usually need substantial help using English to learn new things at school and to interact in social situations. They may know some English words and phrases. |

The four ELPAC levels shown above describe what students at each level on the ELPAC can typically do in English. The table below shows how these four ELPAC levels relate to the three proficiency levels described in the ELD Standards.

| ELPAC Levels | Level 1 | Level 2 | Level 3 | Level 4 |
|---------------------------------|--|--|--|---------|
| ELD Standards Proficiency Level | Emerging — requires substantial linguistic support | Expanding — requires moderate linguistic support | Bridging — requires light linguistic support | |

How can I help my child?

- Read to your child, or have your child read to you, on a regular basis.
- Use pictures and ask your child to tell you what he or she sees in the picture or what is happening in the picture.
- Provide your child with opportunities to use language outside of school.
- Talk to your child's teacher about your child's Listening, Speaking, Reading, and Writing skills to help support your child's progress.

What - Alternate ELPAC

The Alternate ELPAC measures a student's English language proficiency through their expressive (oral/written expression) and receptive (written/oral comprehension) communication.



Qué - ELPAC Alternativo

El ELPAC Alternativo mide el dominio del idioma inglés del estudiante a través de su comunicación expresiva (expresión oral/escrita) y receptiva (comprensión escrita/oral).

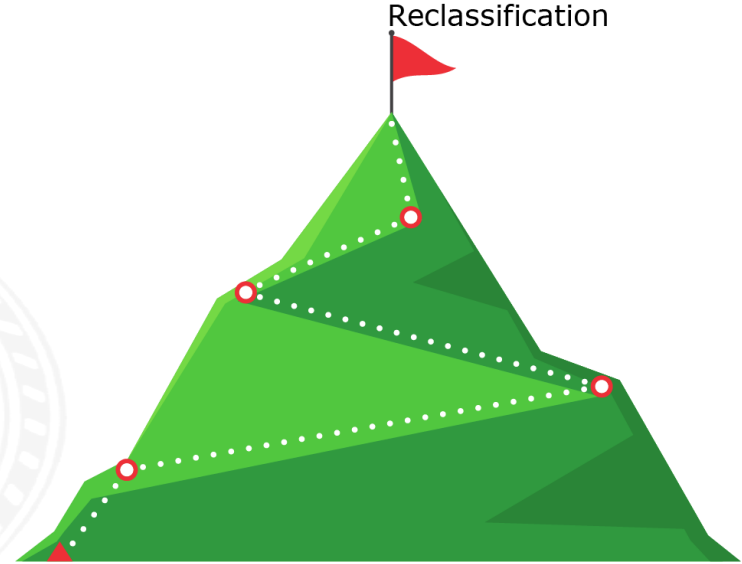


Why - Alternate ELPAC

Initial Alternate ELPAC



Summative Alternate

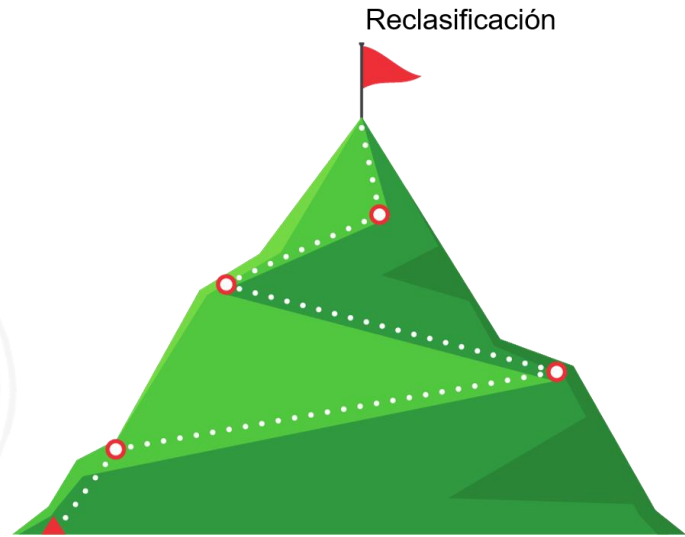


Por qué - ELPAC Alternativo

ELPAC Alternativo Inicial Sumativo



ELPAC Alternativo



Who - Alternate ELPAC

Initial Alternative ELPAC



Summative Alternative ELPAC



Quién - ELPAC Alternativo

ELPAC Alternativo Inicial



ELPAC Alternativo Sumativo

Estudiantes de inglés



How - Alternate ELPAC



Cómo - ELPAC Alternativo



When (1) - Alternate ELPAC



Cuándo (1) - ELPAC Alternativo



When (2) - Alternate ELPAC

Initial Alternate ELPAC
July 1st – July 30th

**Summative Alternate
ELPAC**

Feb. 1st – May 31st

Cuándo (2) - ELPAC Alternativo

ELPAC Inicial

1 de julio–30 de junio

ELPAC Sumativo

**1 de febrero–31 de
mayo**

Starting Smarter



<https://elpac.startingsmarter.org>

Starting Smarter Video

https://youtu.be/HS8cVQin_fc

Ask your child's teacher -

- In what areas is my child doing well?
- In what areas might my child need some extra support?
- How can I help support my child at home?
- How are you supporting my child at school?



Preguntas para el docente de su hijo -

- ¿En qué áreas le va bien a mi hijo?
- ¿En qué áreas podría necesitar mi hijo algún apoyo adicional?
- ¿Cómo puedo apoyar a mi hijo en casa?
- ¿Cómo están apoyando a mi hijo en la escuela?



Help Your Child Succeed -

- Read with your child
- Ask your child to tell you what he or she sees in the picture or what is happening in the picture.
- Provide your child with opportunities to use language



Ayude a su hijo a tener éxito -

- Lea con su hijo
- Pídale a su hijo que le diga lo que ve en la imagen o lo que está sucediendo en la imagen.
- Dé a su hijo oportunidades para usar el idioma.



Learn More -

- Review the Parent Guide to Understanding

- Available in seven languages

- <https://www.cde.ca.gov/ta/tg/ca/documents/elpacpgtu.pdf>

- Take an ELPAC Practice Test with your child at home

- <http://www.elpac.org/resources/practicetests/>

Obtenga más información -

- Repase la Guía de Comprensión para Padres
 - Disponible en siete idiomas
 - <https://www.cde.ca.gov/ls/pf/c19/documents/pgtuelpacspa.pdf>
- Tome un examen de práctica de ELPAC con su hijo en casa
 - <http://www.elpac.org/resources/practicetests/>
- Video de información general sobre ELPAC
 - <https://www.elpac.org/resources/videos/>

Questions / Preguntas



Thank you / Gracias

For more information please contact or visit our office:

David Ibarra

Juan Ruelas

Maria Valdez

Language Assessment Development Department, Room 209

351 S. Hudson Ave, Pasadena California 91109

(626) 396-3600, extension 88282