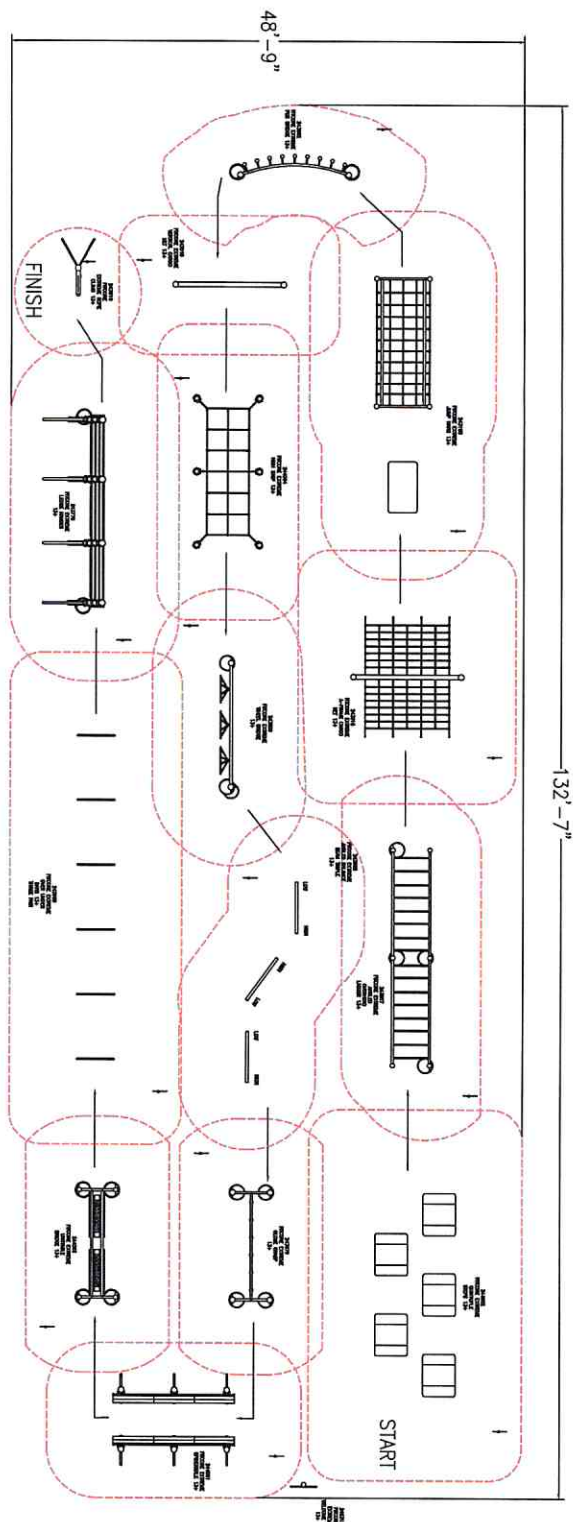




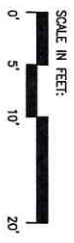
Product Line: Freestanding Play
Age: 13+ Years
Budget: \$85,375
Area Required: 133x49
Weight: 9,025 lbs.
Fall Height: 137"
Safety Standard(s): ASTM, CPSC
Bury Type: Direct Bury
Post Material: Aluminum

Components:

- FitCore™ Extreme A-Frame Cargo
- FitCore™ Extreme Angled Balance
- FitCore™ Extreme Angled Overhead
- FitCore™ Extreme Globe Grasp (13+)
- FitCore™ Extreme High Step (13+)
- FitCore™ Extreme Jump Hang (13+)
- FitCore™ Extreme Ledge Hanger
- FitCore™ Extreme Over Under Bars
- FitCore™ Extreme Peg Bridge (13+)
- FitCore™ Extreme Quintuple Steps
- FitCore™ Extreme Rope Climb (13+)
- FitCore™ Extreme Spiderwalk (13+)
- FitCore™ Extreme Unstable Bridge
- FitCore™ Extreme Vertical Cargo Net
- FitCore™ Extreme Welcome Sign
- FitCore™ Extreme Wheel Bridge (13+)



*Frederick, Ky
City Parks
New Fall 1997/1998*



PitCore Extreme
Course 1 - 13+

Landscape
Structures

Free Standing
6165



THIS FITNESS AREA & EQUIPMENT IS
DESIGNED FOR AGES 13+ YEARS

IF IS THE MANUFACTURER, SUPPLIER AND
WARRANTY SHALL NOT BE HELD LIABLE FOR
ANY INJURY OR DAMAGE TO PERSONS OR
PROPERTY (INCLUDING STRONG ARM ACTION)

THE USER SHALL BE RESPONSIBLE FOR
APPROPRIATE SAFETY MEASURES. THIS IS
DESIGNED FOR THE USE AND LAYOUT OF
CHILDREN'S PLAYGROUND AREAS AND
FOR PLAYGROUND EQUIPMENT BY FEDERAL,
STATE, COUNTY, MUNICIPAL, OR OTHER
AGENCIES.

IT IS THE MANUFACTURER'S OPINION THAT
THE USER SHALL BE RESPONSIBLE FOR
THE USE OF APPROPRIATE SAFETY
MEASURES AND ACCESSIBLE PROCEDURES
WHEN THE USER USES THE
EQUIPMENT.

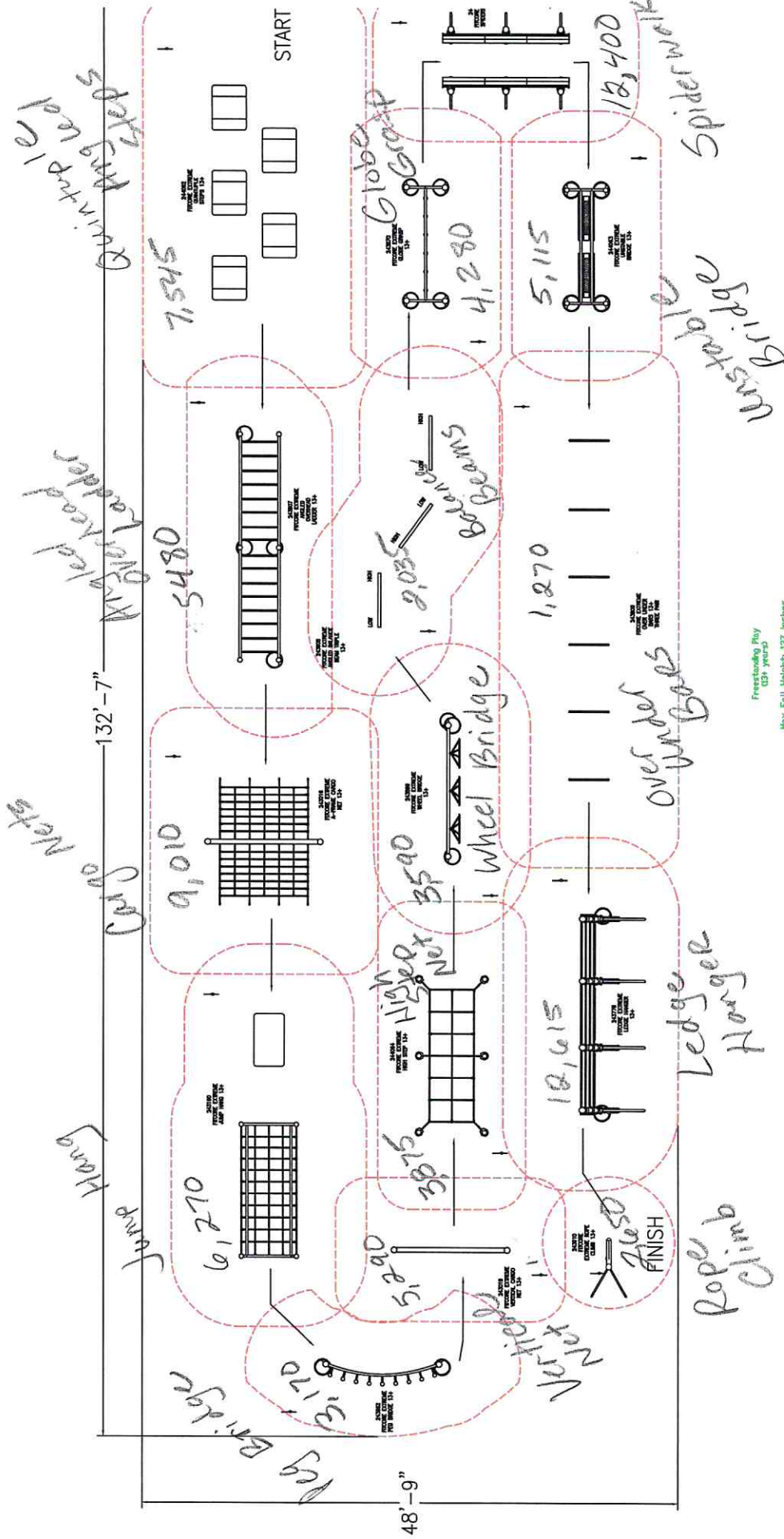
CHILD'S PLAYGROUND SAFETY, THAT
WARRANTY SHALL NOT BE HELD LIABLE FOR
ANY INJURY OR DAMAGE TO PERSONS OR
PROPERTY (INCLUDING STRONG ARM ACTION)

THIS COURSE PLAN IS THE BASIS FOR
CONSTRUCTION. DETAILED SITE SPECIFICATIONS
INCLUDING UTILITIES, SOIL CONDITIONS, AND
LOADING REQUIREMENTS SHOULD BE OBTAINED.
PLEASE VERIFY ALL DIMENSIONS OF THE
SITE. ALL DISTANCES UNLESS OTHERWISE
NOTED ARE HORIZONTAL DISTANCES. ALL
SITE DIMENSIONS FROM TO OUTDOOR.

DESIGNED BY:

COMPANY: W/118
118 W. MAIN ST.
WILMINGTON, DE 19801
PH: 302-485-2888 FAX: 302-485-4881

No.	Revision/Date	Date

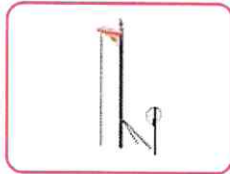


SCALE IN FEET: 0' 5' 10' 20'	FitCore Extreme Course 1 - 13+	Landscape Structures	Free Standing 6165
---------------------------------	-----------------------------------	-------------------------	-----------------------


Model Information
 May 6, 2019 FINDPDQSD-DESIGN-6165



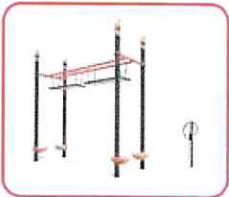
FitCore™ Extreme Quintuple Steps (13+)



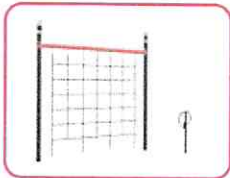
FitCore™ Extreme Rope Climb (13+)



FitCore™ Extreme Spiderwalk (13+)



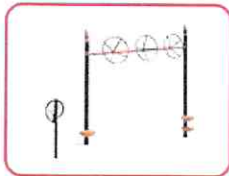
FitCore™ Extreme Unstable Bridge (13+)



FitCore™ Extreme Vertical Cargo Net (13+)



FitCore™ Extreme Welcome Sign (13+)



FitCore™ Extreme Wheel Bridge (13+)

Models shown include standard play products only.

For a better tomorrow
 we play today.®

playlsi.com

Proudly presented by:





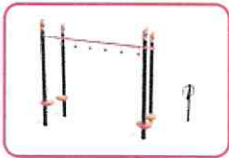
FitCore™ Extreme A-Frame Cargo Net (13+)



FitCore™ Extreme Angled Balance Beam (13+)



FitCore™ Extreme Angled Overhead Ladder (13+)



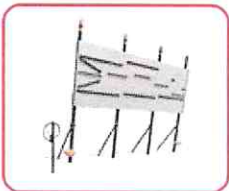
FitCore™ Extreme Globe Grasp (13+)



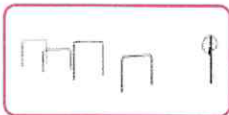
FitCore™ Extreme High Step (13+)



FitCore™ Extreme Jump Hang (13+)



FitCore™ Extreme Ledge Hanger (13+)



FitCore™ Extreme Over Under Bars (13+)



FitCore™ Extreme Peg Bridge (13+)

Models shown include standard play products only.

For a better tomorrow
we play today.®

playlsi.com

Proudly presented by:



Sonntag
Recreation, LLC



Model Information

May 6, 2019

FINDPDQSD-DESIGN-6165

Freestanding Play (13+ yrs)						
PHASE-1 Direct Bury Aluminum			UNIT		TOTAL	
QTY	NO.	DESCRIPTION	WEIGHT (lb)	PRICE (US \$)	WEIGHT (lb)	PRICE (2019)

Freestanding Play

Sports & Fitness

1	243016A	A-Frame Cargo Net (13+) DB			459.0	9,010.00
1	243908A	Angled Balance Beam Triple (13+) DB			172.0	2,035.00
1	243907A	Angled Overhead Ladder (13+) DB			759.0	5,480.00
1	246315A	FitCore Extreme Sign (13+) DB			80.0	780.00
1	243870A	Globe Grasp (13+) DB			487.0	4,280.00
1	244064A	High Step (13+) DB			359.0	3,875.00
1	243190A	Jump Hang (13+) DB			636.0	6,270.00
1	243778A	Ledge Hanger (13+) DB			1550.0	12,615.00
1	243909A	Over Under Bars Three Pair (13+) DB			171.0	1,270.00
1	243862A	Peg Bridge (13+) DB			336.0	3,170.00
1	244062A	Quintuple Steps (13+) DB			738.0	7,545.00
1	243910A	Rope Climb (13+) DB			215.0	2,650.00
1	244061A	Spiderwalk (13+) DB			1670.0	12,400.00
1	244063A	Unstable Bridge (13+) DB			628.0	5,115.00
1	243019A	Vertical Cargo Net (13+) DB			363.0	5,290.00
1	243899A	Wheel Bridge (13+) DB			402.0	3,590.00

SUMMARY		CONCRETE (cu-ft)	FOOTINGS (count)	LABOR (man-hours)	WEIGHT (lb)	PRICE (2019)
Freestanding Play (13+ yrs) PHASE-1		305.3	126	138.0	9,025.0	85,375.00
ALL PHASES	Freestanding Play	305.3	126	138.0	9,025.0	85,375.00
	Total	305.3	126	138.0	9,025.0	85,375.00

- Estimated man-hours do not include hours for custom product installation or site preparation.
- ¹ This Quote has a total weight above 5,000 lbs or product(s) that require a freight quote. Freight tables cannot be used - Please contact LSI for a freight quote.

Models shown include standard play products only.

For a better tomorrow
we play today.®

playlsi.com

Proudly presented by:



Sonntag
Recreation, LLC