

Practical Vocabulary Builder Blackline Masters

Русский-English-Español-Français-Deutsch-Italiano

DOROTHY GABEL LIEBOWITZ

For Teaching
Basic Second-Language Skills
In Various Languages

Illustrated by Judee Levan



National Textbook Company

a division of NTC/CONTEMPORARY PUBLISHING GROUP
Lincolnwood, Illinois USA

To the teacher:

The blackline masters in this book are designed to be photocopied for classroom use only.

ISBN: 0-8442-9018-1

Published by National Textbook Company,
a division of NTC/Contemporary Publishing Group, Inc.,

©1988 by NTC/Contemporary Publishing Group, Inc.
All rights reserved. No part of this book may be reproduced,
stored in a retrieval system, or transmitted in any form or by any means,
electronic, mechanical, photocopying, recording or otherwise,
without prior permission of the publisher.
Manufactured in the United States of America.

Contents

1. School
 2. The Bank
 3. Doctor and Hospital
 4. Post Office
 5. Police and Fire
 6. Mass Transportation
 7. Airport
 8. Car
 9. Road Signs
 10. Street
 11. Occupations
 12. Shopping
 13. Office
 14. Restaurant
 15. Food
 16. Parts of the Body
 17. Laundromat and Parts of Clothing
 18. Dwelling
 19. Kitchen
 20. Bathroom
 21. Household Items
 22. Personal Items
 23. Telephone and Television
 24. Workshop
 25. Gardening
 26. Sports Equipment
 27. Infants
 28. Leisure Activities
 29. Feelings
 30. Antonyms
 31. Emergencies
 32. Sewing and Hand Crafts
-

1. School

Vocabulary

English	Spanish	French	Italian	German	Russian	Vietnamese
locker	armario	casier	armadietto a chiave	Spind	стенной шкаф	tủ khóa
drinking fountain	fuente	fontaine	fontanella	Trinkbrunnen	фонтанчик	máy nước uống
science laboratory	aula de ciencias	laboratoire scientifique	laboratorio scientifico	Labor	научная лаборатория	phòng thí nghiệm hóa học
art room	aula de arte	salle des beaux arts	aula dell'arte	Kunstzimmer	кабинет искусства	phòng nghệ thuật
home economics room	aula de economía de hogar	salle des arts ménagers	aula d'economia domestica	Handwirtschaftszimmer	кабинет домашней экономики	phòng dạy gia chánh
language laboratory	laboratorio de idiomas	laboratoire de langues	laboratorio di lingue	Sprachlabor	кабинет языка	phòng tập nghe và nói
business education room	aula de administración de empresas	salle des études commerciales	aula per studi commerciali	Zimmer für kaufmännische Ausbildung	кабинет практики	phòng học thương mại
industrial arts room, shop	aula de artes y oficios	salle des arts et métiers	aula dell'arte industriale, officina	Werkraum	кабинет труда	phòng, xưởng học kỹ nghệ
library	biblioteca	bibliothèque	biblioteca	Bibliothek	библиотека	thư viện
auditorium	auditorio	salle de conférences	auditorio	Aula	аудитория	thính đường
cafeteria	cafeteria	cafeteria	tavola calda	Essraum	столовая	phòng ăn
gymnasium	gimnasio	salle de gymnastique	palestra	Turnhalle	физкультурный зал	phòng thể dục
study hall	aula de estudios	salle d'études	aula di studio	Arbeitszimmer	зал для занятий	phòng học lớn
washroom	cuarto de baño	toilettes	gabinetto	Toilette	туалет	phòng vệ sinh
office	oficina	bureau	ufficio	Büro	канцелярия	văn phòng
public address system	altavoces	haut-parleurs	altoparlante	Lautsprecheranlage	громкоговоритель, радиовещание	hệ thống phòng thanh

Vocabulary Supplement

subjects, courses

Teaching Suggestions

- Point to the item and model the sentence for the students. Have them use the sentence to identify the items.
I see a locker. (drinking fountain, science laboratory, etc.)
I am in an art room. (home economics room, language laboratory, etc.)
Change the subject.
You (He, She, We, They) see (sees) a locker.
You (He, She, etc.) are (is) in an art room.
Change the tense.
I saw a locker. I was in an art room.
Point to a picture and ask the following questions. Direct the students to answer in a complete sentence.
What do you see here? What do they see here? What did you see here?
Are you in an art room? Is she in an art room? Were you in an art room?
Complete the following with a logical answer.
I put my jacket in a _____ (locker)
I drink water from a _____ (drinking fountain)

Activities

- Change the completion exercise in Teaching Suggestions number 3 to question form. Direct the students to write the answer on the line provided.
(Where do you do chemistry experiments?)
What do you do with a locker? (drinking fountain, etc.)
What do you do in an art room? (library, etc.)
- What is your favorite place in school? Why? (language laboratory)
- What courses are taught in the science department? Foreign language, home economics, industrial arts departments, etc.?
- Describe the art room. (science lab, etc.)
- Play Bingo. Read the completion sentences from Teaching Suggestions number 3 as clues: the students cover the answers with pieces of paper or direct them to draw an X through them. Numerous players will win at the same time. To determine one winner, you can ask them to give the plural, a synonym, an antonym, to use the word in a complete sentence, or spell it.
- Choose one of the classrooms. You are the teacher on the first day of class. Describe what you will be teaching.
- Play "What am I?" This game can be played spontaneously or be prepared in advance.
I am a room in a school.
I have tables and chairs.
I am filled with shelves of books.
What am I? (library)
- You have received an F on your report card. Explain why to your parents and tell what you will do about it.
- Do you think boys/men should study home economics? Or girls/women a shop course?
- What is your daily school schedule?
- Is the educational system the same in France? Germany? How are foreign languages taught in Russia? Spain? How are the sciences taught?
- Have you ever used your school library? Could you find a book you needed? Do libraries use the same system in other countries?
- Prepare an announcement for your P.A. system.
- If you took many foreign language (art, etc.) courses in school, what type of job would you be prepared for?

2. The Bank

Vocabulary

English	Spanish	French	Italian	German	Russian	Vietnamese
bank	banco	banque	banca	Bank	банк	nhà băng
teller	cajero	caissier	cassiere	Kassierer	банковский служащий	người thu, phát tiền
officer	funcionario	cadre supérieur	funzionario	Beamter	служащий	chánh-binh
guard	guarda	garde	guardia	Wächter	охрана	người canh gác
counter	mostrador	guichet	banco	Schalter	прилавок	ban tính
safe-deposit box	caja de seguridad	coffre-fort	cassetta di sicurezza	Schliessfach	сейф	hộp giữ đồ quý
vault	caja fuerte	chambre forte	camera di sicurezza	Tresor	хранилище	phòng, tủ sắt nhà băng
cash	efectivo	espèces	denaro	Bargeld	наличные деньги	bằng
coins	monedas	monnaie	monete	Münzen, Kleingeld	монеты	tiền mặt
coin rolls	rollos de monedas	rouleau de monnaie	rotolo di monete	Münzenrollen	свёрток монёт	đồng tiền
check	cheque	chèque	assegno	Scheck	банковский чек	chi phiếu
checkbook	talonario de cheques	carnet de chèques	libretto di assegni	Scheckbuch	чэкковая книжка	tập chi phiếu
bankbook	libreta de ahorros	carnet de banque	libretto di banca	Sparbuch	банковская книжка	sổ ghi trưòng mục
deposit	depósito	dépôt (d'argent)	deposito	Anzahlung	вклад	bỏ tiền vào
withdrawal	retrada	retrait (d'argent)	prelevamento di fondi	Abhebung	снятие вклада	rút tiền ra
credit card	tarjeta de crédito	carte de crédit	carta di credito	Kreditkarte	кредитная карточка	thẻ tín dụng

Vocabulary Supplement

numbers, banking transactions

Teaching Suggestions

- Point to the item and model the sentence for the students. Have them use the sentence to identify the items.
 - I have a safe-deposit box. (check, etc.)
 - I see a bank. (teller, guard, etc.)
 Change the above to include the number two.
 - I have two safe-deposit boxes. (checks, credit cards, etc.)
 - I see two banks. (tellers, guards, etc.)
 Point to a picture and ask the following questions. Direct the students to answer in complete sentences.
 - What do you have? What does she have?
 - What do you see here? Who is that? What do they see there? Did you have two credit cards?
- Complete the following with a logical answer.
 - A _____ is a business in which people deposit and withdraw their money. (bank)
 - A _____ is a bank employee who assists customers. (teller)
 - An _____ is a higher bank employee who sits at a separate desk. (officer)
 - A _____ watches the bank and the money. (guard)

Activities

- Change the completion statements from Teaching Suggestions number 3 to question form. (What is a bank?)
 - Change the completion statements from Teaching Suggestions number 3 to true and false statements.
 - Play Bingo. Read the completion statements from Teaching Suggestions number 3 as clues; the players cover up the answer or draw an X through the answer. To determine one winner, ask the players to spell the word or to give a definition.
 - Direct the students to write the plural form of the words on the line provided.
 - As a spelling bee using the sixteen words.
 - As elimination rounds are required, ask the students for the plural, the definite article, the indefinite article, a demonstrative, etc.
 - Discuss the different ways to pay for an item. (cash, check, credit card)
 - Bring in a deposit and a withdrawal slip from a bank and explain how to fill them out. A neighborhood bank may be willing to supply slips.
 - Draw a blank check on the chalkboard or bring in a sample. Explain how to fill it out.
- Set up a bank in the classroom. One student can be the guard who will answer questions and give directions; others can be a teller, customers wishing to make a deposit or withdrawal.
 - Does a bank in Russia (Italy, France, etc.) serve the same purpose as one in the United States? Does it provide any other service or function? Who owns or controls the banks?
 - If you had a safe deposit box, what would you put into it?
 - Do you have a bank account? At which bank? What type of account is it? Checking or savings?

3. Doctor and Hospital

Vocabulary

English	Spanish	French	Italian	German	Russian	Vietnamese
doctor	médico	médecin	dotto	Arzt	врач	bác sĩ
nurse	enfermera	infirmier, infirmière	infermiera	Krankenschwester	сестра	y tá
thermometer	termómetro	thermomètre	termometro	Thermometer	термометр	nhịệt kế
stethoscope	estetoscopio	stéthoscope	stetoscopio	Hörrohr	стетоскоп	ống nghe
blood pressure gauge	válvula de tensión de sangre	sphygmomètre	sfigmomanometro	Blutdruckmesser	манометр	dụng cụ đo áp lực máu
syringe	jeringuilla	seringue	siringa	Spritze	шприц	ống chích
pills, medicine	píldoras, medicina	piuile, médicament	pillole, medicina	Medizin	таблётки, лекарство	viên thuốc, thuốc
doctor's bag	cartera del médico	sac de médecin	borsa da dottore	Arzttasche	врачебная сумка	túi xách của bác sĩ
waiting room	recepción	salle d'attente	sala d'aspetto	Wartezimmer	комната для посетителей	phòng đợi
examining table	camilla	table d'auscultation	lettino da visite	Untersuchungstisch	стол для осмотра пациентов	bàn khám bệnh
X-ray	rayos x	radiographie	raggi	Röntgenbild	рентген	quang tuyến
cast	escayola	plâtre	ingessatura	Gipsverband	гипсовой слепок	băng bột
operating room	sala de cirugía	salle d'opération	sala operatoria	Operationssaal	операционная	phòng mổ
wheelchair	silla de ruedas	fauteuil roulant	sedia a rotelle	Rollstuhl	кресло на колёсах	xe lăn
crutches	muletas	béquilles	stampelle	Krücken	костыли	nạng
ambulance	ambulancia	ambulance	autoambulanza	Krankenwagen	скорая помощь	xe cứu thương

Vocabulary Supplement

parts of the body, common illnesses

Teaching Suggestions

- Point to the item and model the sentence for the students. Have them use the sentence to identify the pictures.
This is a doctor. (nurse, thermometer, etc.)
That is a doctor. (nurse, thermometer, etc.)
Change to the plural.
These are doctors. (nurses, etc.)
Those are doctors. (nurses, etc.)
Add an appropriate adjective.
This is a tall doctor. That is a glass thermometer. These are new nurses. Those are silver stethoscopes.
- Point to a picture and ask the following questions. Direct the students to answer in complete sentences.
What is that? What is this? What are these? What are those?
3. Complete the following with a logical answer.
A _____ is a person who treats the sick. (doctor)
A _____ assists the doctor. (nurse)
A _____ measures a person's temperature. (thermometer)
A _____ is used to listen to the heart and lungs. (stethoscope)

Activities

- Change the completion statements in Teaching Suggestions number 3 to question form. (Who assists a doctor?)
- Play "What am I?" This game can be played spontaneously or you can have the students prepare it for a future class.
I am made of glass.
I have numbers printed on me.
I have a red liquid inside.
What am I? (thermometer)
- Direct the students to write the plural form of the words on the line provided.
- Ask the students to give a suitable word or phrase in response to the vocabulary items. (doctor — hospital, etc.)
- Using an imaginary or real telephone, have students call for an appointment with a doctor.
- Set up a doctor's office in the classroom. Have one student be a doctor; another, a nurse; another, a patient. Suggest an ailment (sore throat, broken arm) for the patient to describe to the doctor and nurse. The doctor and nurse should "treat" the patient trying to use as many of the vocabulary words as possible.

- The other students can keep score of the words used.
- What is the use or purpose of each item?
- Are you afraid to visit a doctor? Why or why not? Why do you suppose some people are afraid?
- Were you ever a patient in a hospital? Why?
- Borrow a thermometer, stethoscope and/or a blood pressure gauge from the school nurse or health office. Show how they are used.
- What do you do for a sore throat? Headache? Toothache? Cut? Scratch?
- Would you want to be a doctor or a nurse? Why or why not?
- What education does a person need to become a doctor or a nurse?
- Have you ever had an X-ray taken? What for? Where? When?
- What other occupations or jobs are related to a doctor and/or hospital? (orderly, laboratory technician, X-ray technician, receptionist, dietitian, nurse's aide, practical nurse, etc.)

4. Post Office

Vocabulary

English	Spanish	French	Italian	German	Russian	Vietnamese
envelope	sobre	enveloppe	busta	Briefumschlag	конвэрт	bao thư
address	dirección	adresse	indirizzo	A dresse	адрес	địa chỉ
return address	remite	adresse de l'expéditeur	mittente	A bsender	обратный адрес	địa chỉ người gửi
stamp	sello, estampilla	timbre	francobollo	Briefmarke	мάρка	tem
postmark	matasellos	timbre d'oblitération	timbro postale	Poststempel	почтовый штемпель	đấu bưu điện
letter	carta	lettre	lettera	Brief	письмó	thư
bill	cuenta, factura	facture	conto, avviso, fattura	Rechnung	счёт	giấy tính tiền
postcard	tarjeta postal	carte postale	cartolina postale	Postkarte, Ansichtskarte	почтовая открытка	bưu thiếp
package, parcel	paquete	paquet	pacco postale	Paket	бандероль, посылка	bưu kiện, gói đồ
string, twine	cuerda	ficelle	spago	Bindfaden	верёвка, шпагат	dây cột hàng
scale	báscula	balance	bilancia	Waage	весаы	cân
stamp machine	distribuidor de sellos	distributeur de timbres	apparecchio per francobolli	Briefmarkenautomat	автомат продажи марок	máy đóng tem
post office box	apartado postal	boîte postale	casella postale	Postfach	—	hộp thư bưu điện
letter carrier	cartero	facteur	postino, portalettiere	Briefträger	почтальон	người đưa thư
mail truck	camión de correos	camion postal	vagone postale	Postwagen	почтовая машина	xe thư
mailbox	buzón	boîte aux lettres	cassetta postale	Briefkasten	почтовый ящик	thùng thư

Vocabulary Supplement

parts of a letter, types of letters

Teaching Suggestions

- Point to the item and model the sentence. Have students use it to identify the pictures. There is an envelope. (address, etc.) Change to the plural. There are envelopes. (addresses, etc.) Change the tense. There was an envelope. (address, etc.) Point to a picture and ask the following questions. Direct the students to answer in complete sentences.
 - What is there? What is this/that? What is to the left of the bill? What is to the right of the address? What is below the scale? What is on top of the mail truck? What is next to the postcard?
- Complete the following with a logical answer. An _____ is a folded piece of paper which holds a letter. (envelope) An _____ is the person, street number, and city to whom the mail is directed. (address) A _____ is the address of the person who sent the letter. (return address) A _____ is a small piece of paper glued on an envelope to pay its postage or delivery. (stamp)

Activities

- What is an envelope? (an address, a return address, etc.)
- What do you do with a stamp? (package, stamp machine, etc.)
- Do you receive any bills in the mail? From whom? What happens if you do not pay a bill?
- What is a form letter? Have you ever received one?
- Explain the proper way to wrap a package so that the contents are not damaged in shipment.
- Play Bingo. Use the completion statements from Teaching Suggestions number 3 as clues; direct the students to cover the answers or draw an X through them. Mix them up as you read them as clues since they appear in order.
- Explain the differences between a personal and business letter. Have the students write one of each.
- Address an envelope.
- Set up a post office in the classroom. Have the students play the parts of a clerk, a person buying stamps, a person mailing a package, a person mailing a letter.
- What other functions does the post office perform? (change of address, passport application)
- Does the post office serve the same purpose in every country? Who runs the post office? Is the mail service just as good in each country? Does it cost the same to mail a letter?
- You are a post office box and through your window you see many people every day. Describe them to us.
- You are a postcard. In words or pictures, describe what happens to you after you are dropped into a mailbox.
- Change the completion sentences in Teaching Suggestions number 3 to questions and direct the students to write the answers on the line provided. (Who is a person who delivers the mail? — letter carrier)
- Make postcards from paper and have the students send them to one another.
- Using the sixteen pictures as cues, have the students make up a story.

5. Police and Fire

Vocabulary

English	Spanish	French	Italian	German	Russian	Vietnamese
police officer	policia	agent de police	poliziotto, vigile	Polizist	полицейский	nhân viên cảnh sát
police, patrol car	coche patrulla	voiture de police	macchina della polizia	Polizwagen	полицья, машина	xe canh sát, xe đi tuần
police station	comisaria de policia	commissariat de police	commissariato di polizia, questura	Polizeiwache	полицейский участок	bốt, đồn cảnh sát
jail, cell	cárcel, celda	prison, cellule	carcere, prigione	Gefängnis	тюрьма, камера	nhà tù, phòng giam
gun	pistola	arme à feu	pistola, fucile	Feuerwaffe	револьвер	súng
holster	pistolera	étui de revolver	fondina da sella	Pistolenhalter	кобура	bao súng
badge	chapa	plaque	distintivo	A bzeichen	значок	phù hiệu
uniform	uniforme	uniforme	divisa	Uniform	форма	đồng phục
fire	incendio	feu, incendie	incendio	Feuer	пожар	cháy, hỏa hoạn
fire fighter, fireman	bombero	pompier	pompieri	Feuerwehrmann	пожарный	lính chữa lửa
fire truck	camión de bomberos	voiture des pompiers	carro dei pompieri	Feuerwehrwagen	пожарная машина	xe chữa lửa
firehouse, station	estación de bomberos	poste de pompiers	caserma dei pompieri	Feuerwehr	пожарное дело	trạm chữa lửa
ladder	escalera	échelle	scala a piuoli	Leiter	пожарная лестница	thang
hose	manguera	tuyau d'incendie	manichetta	Feuerschlauch	шланг	vòi nước
axe	hacha	hache	piccone, ascia	Axt	топор	búa, rìu
oxygen mask	máscara de oxígeno	masque d'oxygène	maschera di ossigeno	Sauerstoffmaske	кислородная маска	mặt nạ đơng khí

Vocabulary Supplement

police and fire emergencies

Teaching Suggestions

- Point to the item and model the sentence for the students. Have them use the sentence to identify the pictures.

I see a police officer. (police car, etc.)

Change the subject.

You (He, She, We, They) see a police car.

Change the tense.

I saw (will see) a police officer.

- Point to a picture and ask the following questions. Direct the students to answer in complete sentences.

Who do you see?

What does he see?

Do they see a fire?

Did you see a police car?

Will you see a badge?

Complete the sentences with a logical answer.

A _____ enforces our laws. (police officer)

A _____ is a vehicle for use by the police. (police, patrol car)

The headquarters of the police officers is the _____ . (police station)

People who commit a crime are kept in a _____ . (jail)

A _____ is a weapon which shoots bullets. (gun)

A _____ holds a gun. (holster)

Activities

- What is a police officer? (police station, police car, etc.)
 - What does a police officer do? (fire fighter, hose, etc.)
 - What does a police officer's uniform consist of? A fire fighter's?
 - Have you ever been in a police car? Police station? What for?
 - Change the completion statements in Teaching Suggestions number 3 to questions. Direct the students to write the answers on the line provided.
 - Play "What/Who am I?"
I am used at a fire.
I am long and thin.
I carry water.
What am I? (hose)
 - When would you call the police? The fire department?
 - Using a play or imaginary telephone, have the students call the police to report a car accident or the fire department to report a fire. Direct them to include the necessary information (name, address, injuries, etc.). Play "Add-ons." The teacher gives a statement and a student adds a word or phrase to the original sentence.
- Teacher: I see a police officer.
Student 1: I see a police officer in a police car.
Student 2: I see a police officer in a police car near the police station.
Try to do all sixteen items. You may want to use the pictures as cues for the students.
- A police officer stops you for a traffic violation. What do you say and do?
 - Draw a floor plan of your house or apartment. Devise two escape routes in case of a fire.
 - Would you make a good fire fighter? Why or why not?
 - What are the different types of police officers? (traffic, patrol, etc.) What do they do?
 - Explain the divisions of a police department and have the students find out which precinct they live in.
 - Do you know where the fire alarms are in your school? Do you have fire drills? How often?
 - Do you think guns should be banned except for police and military use?
 - Do you think being a police officer or a fire fighter is a dangerous occupation?

6. Mass Transportation

Vocabulary

English	Spanish	French	Italian	German	Russian	Vietnamese
bus	autobús	autobus, autocar	autobus, filobus, tram	Bus	автобус	xe buýt
subway	metro	métro	metropolitana (sotterranea)	U-tergrundbahn	метро	xe điện ngầm
elevated train	tren (elevado)	train aérien	treno sopraelevato	Hochbahn	поезд в метро	xe điện chạy trên cao
train (commuter)	tren	train de banlieue	treno locale	Zug	пассажирский поезд	xe lửa (làu điện)
bus driver	conductor de autobús	chauffeur d'autobus	autista di filobus	Busfahrer	водитель автобуса	tài xế xe buýt
engineer	mecánico	mécanicien	macchinista	Lokomotivführer	машинист	người lái tàu điện
conductor	conductor (de tren)	contrôleur	conduttore	Schaffner	кондуктор	người thu vé
bus stop	parada de autobús	arrêt d'autobus	fermata filobus	Bushaltestelle	остановка автобуса	trạm xe buýt
train station	estación de tren	gare	stazione	Bahnhof	железнодорожная станция	trạm xe lửa
ticket booth	ventanilla	guichet	sportello	Fahrkartenschalter	билетная касса	quầy bán vé
platform	plataforma	quai	marciapiede	Bahnsteig	платформа	bục đứng chờ xe lửa
coin box (fare)	taquilla	—	cassetta dei gettoni	Kasse	автомат для размена денег	hộp tiền (vé xe)
token	ficha	jeton	gettone	Marke	жетон	vé xe bằng kim khí
turnstile	portillo	tourniquet	cancellotto girevole	Drehkreuz	турникет	cửa xoay từng người vào hay ra
transfer	trasbordo	transfert	biglietto cumulativo	Umfsteiger	пересадочный билет	phiếu dùng đổi xe
track	vía	voie (de chemin de fer)	binario	Gleis	рельсовый путь	đường ray xe điện

Vocabulary Supplement

schedule, route, arrival, departure

Teaching Suggestions

- Point to the item and model the sentence for the students. Have them use the sentence to identify the pictures.
This is the bus. (subway, elevated train, etc.)
Change to the indefinite article.
This is a bus. (subway, elevated train, etc.)
Change to the plural.
These are the buses. (subways, elevated trains, etc.)
- Point to a picture and ask the following questions. Students answer in complete sentences.
What is this? What are these? Is this an engineer? Are these buses?
- Complete the following with a logical answer.
A _____ is a vehicle which travels on a street and carries many people. (bus)
A _____ is a train which travels through an underground tunnel. (subway)
An _____ is a train which travels on elevated tracks. (elevated train)
A _____ carries many people to work and home again. (commuter train)

Activities

- Do you ride a bus to school? A school bus or a public bus? What is the difference?
- Does the city or town in which you live have a bus system? Is it reliable? What is the bus fare?
- Have you ever been on a subway? An elevated train? Did you like it?
- Have you ever been on a commuter train? Have you ever taken a train trip? If so, where to? Did you like it?
- Change the completion statements from Teaching Suggestions number 3 to question form. Have the students write the answers on the line provided. (What do passengers walk through after paying their train fare?)
- On the chalkboard scramble the letters of the vocabulary items. Have a contest to see which student can unscramble all of them first. Example: ttitecoohbc — ticket booth.
- Point out to the students that there are short- and long-distance bus companies. Would you like to take a bus trip? Why or why not? Are there any advantages in taking a bus rather than a train or an airplane?
- Where do you purchase train tickets? Bus or subway tokens?
- You are a bus driver with a full load of passengers. You are lost. What do you do or say?
- Set up a train ticket booth in the classroom. Have students take turns being the ticket agent, a passenger buying a one-way ticket, a passenger buying a round-trip ticket, a passenger buying a month's pass.
- You may want to bring in a bus schedule and draw a small portion of it on the chalkboard. This will provide practice in reading any type of schedule. If the class knows numbers and how to tell time, you can question them about arrival and departure times, length of trip from one stop to another, etc.

7. Airport

Vocabulary

English	Spanish	French	Italian	German	Russian	Vietnamese
airport	aeropuerto	aéroport	aeroporto	Flughafen	аэропорт	phi trường
airplane	avión	avion	aeroplano	Flugzeug	самолёт	máy bay
pilot	piloto	pilote	pilota	Pilot	пилот	phi công
flight attendant	aeromozo, azafata	steward, hôtesse de l'air	assistente di volo	Stewardess	стюардесса	tiếp viên phi hành
passenger	pasajero	passager	passaggero	Passagier	пассажир	hành khách
terminal	terminal	terminus, aérोगare	arrivi e partenze	Flughafengebäude	конечный пункт	trạm đến
luggage, baggage	maletas, equipaje	bagages	bagagli	Берёк	багаж	hành lý
ticket counter	ventanilla	guichet	sportello	Fahrkartenschalter	билетный контроль	quầy vé
ticket	billete	billet	biglietto	Fahrkarte	билет	vé
metal detector	detector de metales	détecteur de métal	diettore metalli	Metallsonde	металлический детектор	máy khám vũ khí
gate boarding area	puerta, zona de abordar	porte d'embarquement	cancello	Ausgang	впускная зона	cổng lên máy bay
control tower	torre de control	tour de contrôle	torre di controllo	Kontrollturm	контрольная вышка	tháp kiểm soát không lưu
air traffic controller	controlador de tráfico	contrôleur aérien	controllore di traffico aereo	Fluglotse	авиационный диспетчер	kiểm soát viên phi hành
runway	pista	piste	pista di atterraggio	Rollbahn	взлётная полоса	phi đạo
to take off	despegar	décoller	decollare	abfliegen	взлетать	cất cánh
to land	atterrizzar	atterrir	atterrare	landen	приземляться	đáp xuống

Vocabulary Supplement

travel phrases (one-way, round trip, to check in, to board)

Teaching Suggestions

- Point to the item and model the sentence for the students. Have them use the sentence to identify the pictures.
I am looking at an airport. (airplane, pilot, etc.)
Change the subject.
You (He, She, We, They) are (is) looking at an airport. (airplane, pilot, etc.)
Change the tense.
I was (will be) looking at an airport.
- Point to a picture and ask the following questions. Direct the students to answer in a complete sentence.
What are you looking at? What is he looking at? What are they looking at?
Are you looking at an airplane? Are they looking at a pilot? Were you looking at a runway?
Complete the following with a logical answer.
Airplanes take off and land at an _____ (airport).
An _____ is a vehicle which flies. (airplane)
A _____ flies an airplane. (pilot)
A _____ assists people on an airplane. (flight attendant)
A _____ pays to fly on a plane. (passenger)

Activities

- Is there an airport in your town or city? What is its name? Is it busy? Have you been there?
- Have you ever been on an airplane? How was your first flight? Were you afraid? Why (not)?
- What kinds of airplanes are there?
- What do you want to be a pilot? A flight attendant? Are there any advantages in working for an airline?
- What other occupations are related to or associated with an airport? (Ticket clerk, reservation agent, skycap, baggage truck driver, cook, etc.)
- Where can you buy a plane ticket?
- Play Bingo. Use the completion statements from Teaching Suggestions number 3 as clues; the players cover up or draw an X through the answers.
- What clothing and/or accessories would you pack in your luggage for a trip to a warm climate? A cold climate?
- Set up a ticket counter in the classroom. One student can be a ticket agent; another can be a passenger purchasing a one-way ticket; another can be a passenger purchasing a round-trip ticket.
- Make a tour booklet of an airport by cutting out the pictures and adding descriptions.
- Set up a control tower in the classroom with an air traffic controller conversing with a pilot who is requesting permission to take off and/or land.
- Your luggage is lost at the airport. What do you do?
- Play "What/Who am I?" // I am a person. / I fly an airplane. / I help the passenger. / Who am I? (flight attendant)
- Set up an airport information booth in the classroom. Have students be the information booth attendant, passengers asking for Gate C, the baggage claim area, a restaurant, a washroom, etc.
- You are the X-ray machine through which pass the passengers' purses and hand luggage. Describe what you see inside the following: a man's briefcase, a little girl's overnight case, a teenage boy's flight bag, and a woman's purse.
- Which passengers must go through customs? Why? Who runs the customs department?

8. Car

Vocabulary

English	Spanish	French	Italian	German	Russian	Vietnamese
key	llave	clef	chiave	Schlüssel	ключ	chìa khóa
steering wheel	volante	volant	volante	Lenkrad	руль	bánh lái
rearview mirror	espejo retrovisor	rétroviseur	retrovisivo	Rückspiegel	зёркало заднего вида	gương chiếu hậu
seat belt	cinturón de seguridad	ceinture de sécurité	cintura di sicurezza	Sicherheitsgurt	прямужной ремень	giây nịt an toàn
dashboard	panel de control	tableau de bord	cruscotto	Armaturenbrett	щиток	bảng đồng hồ trong xe
gearshift	cambio de mando (marchas)	boîte de changement de vitesse	cambio a leva	Gangschaltung	коробка переключёния	cần sang số
pedals (brake and accelerator)	pedales (de frenos y de acelerador)	frein, accélérateur	pedali (freno e acceleratore)	Fushebel (Bremshebel, Gashebel)	педали, тормоз и акселератор	bàn đạp (thắng và ga)
turn signal	intermitente	clignotant	indicatore di direzione	Winker	сигнал поворота	đèn báo đổi hướng
windshield	parabrisas	pare-brise	parabrezza	Windschutzscheibe	ветровое стекло	kính chắn gió
hood	capota	capot	cofano	Motorhaube	капот	nắp
engine, motor	motor	moteur	motore	Motor	мотор	máy
fender	parachoques	pare-chocs	parafango	Kotflügel	крыло	vè xe
trunk	portaequipaje	coffre	portabagagli	Kofferraum	багажник	thùng xe
headlight	faro delantero	phare	faro anteriore	Scheinwerfer	передняя фара	đèn trước
taillight	faro trasero	feu arrière	fanale posteriore	Schlusslicht	задняя фара	đèn lái
license plate	matrícula	plaque matricule	targa di registrazione	Nummernschild	номерной знак	bảng số xe

Vocabulary Supplement

additional parts of cars, types of cars

Teaching Suggestions

- Point to the item and model the sentence for the students. Have them use the sentence to identify the pictures.
My car has a key. (hood, etc.)
Change the possessive.
Her (His, Your) car has a key. (hood, etc.)
Our (Their) car has a key. (hood, etc.)
Change to the plural.
My (Your, His, etc.) cars have a key.
2. Point to a picture and ask the following questions. Direct the students to answer in complete sentences.
What does my (his, your, our, their) car have?
Do his (our) cars have a turn signal?
Do our cars have headlights?
3. Complete the following with a logical answer.
A _____ unlocks a door. (key)
A _____ turns a vehicle's wheels. (steering wheel)
A driver can see what is behind through the _____. (rearview mirror)
A _____ straps and secures a person into a seat. (seat belt)
The _____ displays the car's gauges. (dashboard)

Activities

- Do you have a car? Does someone in your family have a car? What kind is it? What year is it? What color is it? Do you have a garage? Do you know how to drive a car? When did you learn? Who taught you how to drive? Are you a good or careful driver?
- Change the completion statements in Teaching Suggestions number 3 to questions. Direct the students to write the answers on the line provided. (What straps and secures a person into a seat? seat belt)
- Alphabetize the vocabulary words.
- What does a key do? (a steering wheel, rearview mirror, etc.)
- What are the requirements for driving a car in the state in which you live? In Germany? In Italy? In France? In Spain?
- Bring in a toy car or ask a student to draw a car on the chalkboard. Have the students take turns naming the parts of a car.
- Set up a gas station in the classroom. One student can be the attendant, others can buy gas, ask directions, ask for an oil change, have their tires checked, or a bulb replaced in a headlight or a taillight.
- Direct the students to draw an X through the items which are found inside a car. Direct them to circle the items which are in front of a car. Direct them to draw a T through the items which are in the rear of a car.
- What are the different types of models of cars? (full-size, intermediate, compact, two-door, four-door, convertible, hatch-back, station wagon, etc.) What are the differences among them?
- What would you do if you locked your key in the car?
- You have just invented the automobile. Convince us it is a useful vehicle.
- Set up a car dealership in the classroom. One student can be the salesperson, others can be buyers. Have the students include the following: model, year, color choices, optional equipment, automatic or manual transmission, gas mileage, price, type of tires, etc.
- A car is a part of many jobs or occupations. Name some. (taxi driver, salesperson, police, etc.)

9. Road Signs

Vocabulary

English	Spanish	French	Italian	German	Russian	Vietnamese
stop	parar ("stop")	stop	stop	Halt	стоп	ngừng
yield	ceder el paso	signal de priorité	dare la precedenza	Vorfahrt gewähren	уступить	nhường
no U-turn	no retorno	Défense de faire demi-tour	vietata là conversione a U	nicht wenden	разворот запрещён	cấm quay chữ U
left turn prohibited	prohibido girar a la izquierda	Défense de tourner à gauche	vietato girare a sinistra	vorgeschriebene Fahrtrichtung nach rechts	лѐвый поворотъ запрещѐн	cấm quẹo trái
do not enter school	no entrar escuela	Défense d'entrer école	divieto di accesso scuola	Einfahrtsverbot Schule	въездъ запрещѐн школа	cấm vào trường học
begin divided highway	carretera dividida empieza	route nationale	—	Anfang der Autobahn	начало двустороннего движѐния	xa lộ bắt đầu chia làn
slippery when wet	resbaladizo cuando mojado	Chaussée glissante	sdruciolevole quando è bagnato	Schleudeergefahr	скользящая дорога	trơn khi ướt
railroad crossing	vía ferrocarril	passage à niveau	passaggio a livello	Bahnübergang	железнодорожный переезд	chỗ cắt đường rầy
right turn ahead	vuelta a la derecha	virage à droite	girare a destra	vorn nach rechts biegen	впереді поворотъ направо	quẹo phải phía trước
crossroad	cruce de carretera	carrefour	crocevia	Kreuzung	перекрёсток	ngã tư
interstate	autopista	autoroute	autostrada	Autobahn	шоссѐ	giữa các tiểu bang
telephone	teléfono	téléphone	telefono	Telefon	телефон	điện thoại
bike route	ruta de bicicleta	piste cyclable	corsia per biciclette	Radfahrweg	велосипедная дорожка	đường xe đạp
lane ends, narrows winding road	vía termina carretera curvilínea	voie étroite route sinueuse	fine della corsia strada tortuosa	Ende, Engpass kurvenreiche Strecke	сужение дороги извилистая дорога	ngõ cụt, hẹp đường ngoằn ngoèo

Vocabulary Supplement

shapes and colors of road signs

Teaching Suggestions

- Point to the item and model the sentence for the students.
This (that) is a stop sign. (yield, etc.)
Point to a picture and ask these questions.
What is this/those/these/those?
What is on top of/to the right/left of/below the stop sign?
- Complete the following with a logical answer.
An eight-sided sign means _____. (stop)
A triangular-shaped sign always means _____. You must slow down or stop for other traffic. (yield)
A red circle with a slash through it always means "NO." It says what is prohibited.
This one means _____. (No U-Turn)
This red circle with a slash means _____. (left turn prohibited)
A red circle with a horizontal bar means _____. (do not enter)
A _____ sign gives advance warning of a school building or crossing. (school)

Activities

- What is a stop sign? A yield sign? A school crossing sign? Continue with all the signs.
- List the different shapes and colors of the road signs. Your state's rules of the road can give you the information.
3. What do you do if you are driving a car and you see a school sign? A railroad crossing sign?
4. Draw a map which incorporates all the road signs listed.
5. Are traffic laws or regulations necessary? Why or why not?
6. Are these road signs used in Germany? In Spain? In Italy?
7. In the town or city in which you live, what are the fines for a parking violation or for running a stop sign? What is done with the money?
8. You are a police officer and have just stopped a car for an illegal left turn. Tell us your conversation with the driver.
- Have a contest to see who can list or name additional road signs.
- Do you have to take a test on these signs in the state in which you live in order to obtain a driver's license?

10. Street

Vocabulary

English	Spanish	French	Italian	German	Russian	Vietnamese
street, avenue	calle, avenida	rue, avenue	strada, via	Strasse	улица	đường phố, đại lộ
sidewalk	acera	trottoir	marciapiede	Bürgersteig	тротуар	lề đường đi bộ
curb	cuneta	bord du trottoir	curva	Strassenkante	обочина	bờ lề
traffic light	semáforo	feu	semaforo	Verkehrssampel	светофор	đèn lưu thông
crosswalk	cruce (de peatonas)	passage piétonnier	passaggio pedonale	Zebrastreifen	переход	lối đi bộ băng qua đường
pedestrian	peatón	piéton	pedoni	Fussgänger	пешеход	người đi bộ
corner	esquina	coin	angolo	Ecke	угол	góc đường
streetlight	luz (de la calle)	réverbère	luce stradale	Strassenlaterne	уличный фонарь	đèn đường
fire hydrant	bomba de agua	bouche d'incendie	idrante	Feuerhahn	пожарный кран	vòi nước chữa lửa
parking meter	parquímetro	parcomètre	contatore per parcheggio	Parkuhr	счётчик	cột trả tiền đậu xe
litter, trash can	cuvo de basura	poubelle	pattumiera	Abfallimer	урна для мусора	rác, thùng rác
emergency telephone	télefono de emergencia	téléphone de police-secours	telefono di emergenza	Notrufsprecher	телефон скорой помощи	điện thoại khẩn cấp
newsstand, kiosk	quiosco	kióskue à journaux	edicola	Kiosk	газетный киоск	quán, sạp báo
street sign	señal de la calle	poteau indicateur	segnale stradale	Strassenzeichen	уличный знак	dấu hiệu đi đường
neon sign	señal de neón	enseigne au néon	luci al neon	Neonlicht	неоновый знак	đèn quảng cáo
manhole, sewer	cloaca	égout	botola, pozzetto	Mannloch, Abwasserkanal	люк канализации	cống, cống nước

Vocabulary Supplement

types of buildings, stores, shops

Teaching Suggestions

- Point to the item and model the sentence for the students. Have them use the sentence to identify the pictures.
I see a street. (sidewalk, curb, etc.)
Change the subject.
You/He see(s) a street (curb, etc.).
Change the tense.
She/they will see (saw) a street.
- Point to a picture and ask the following questions. Direct the students to answer in complete sentences.
What do you (he, etc.) see? Did (Will) you see a curb?
3. Complete the following with a logical answer.
A _____ is a public road. (street)
People walk on a _____. (sidewalk)
A _____ is the edge of a street. (curb)
A _____ indicates when cars are to stop or go. (traffic light)
People should cross a street at a _____. (crosswalk)
A _____ is a person who is walking. (pedestrian)
A _____ is where two streets meet. (corner)
A _____ illuminates or brightens an area at night. (streetlight)

Activities

- Do you cross a street at a crosswalk? Does your town or city have a jay-walking law? If so, is it enforced?
2. Have you ever used an emergency telephone? Why? Do you have to insert money in order to place the call?
3. Do you walk by trash on the sidewalk or do you pick it up and throw it in a litter can?
4. Play "What/Who am I?"
I am usually painted red.
I am made of metal.
I am full of water.
What am I? (fire hydrant)
Teacher: I see a street.
Student 1: I see a street and a sidewalk.
Student 2: I see a street and a sidewalk with a curb.
Continue until all the vocabulary items are used. You may want to cue the students by pointing to the pictures.
- Change the completion statements in Teaching Suggestions number 3 to question form. Direct the students to write the answers on the line provided.
- Have the students draw a street on a piece of paper or the chalkboard. Ask different students to draw a vocabulary item on the street.
8. You have parked your car but the parking meter is broken. What do you do?
9. You are a litter can (emergency phone, a fire hydrant, etc.). Tell us your life story. Include your best and worst moments.
10. Take an alien from outer space for a walk down a street. Explain what you see using as many vocabulary items as possible.
11. What kinds of stores are there on a street in the town or city in which you live? What can you buy in them?
12. Ask the students to give you a word related to or associated with each of the vocabulary items. (fire hydrant — water, sidewalk — cement)
13. Design a neon sign for a store or restaurant of your choice.

11. Occupations

Vocabulary

English	Spanish	French	Italian	German	Russian	Vietnamese
architect	arquitecto	architecte	architetto	Architekt	архитектор	kiến trúc sư
house painter	pintor	peintre en bâtiment	pittore	Anstreicher	маляр	người sơn nhà
watchman	guarda	garde	guardia	Wächter	ночной сторож	người canh gác
custodian, janitor	barrendero	concierge	portinaio	Hausmeister	дворник	người bảo trì, gác dan
photographer	fotógrafo	photographe	fotografo	Photograph	фотограф	thợ chụp hình
journalist, reporter	periodista	journaliste	giornalista, reporter	Journalist, Berichterstatter	журналист, репортёр	nhà báo, phóng viên
pharmacist	farmacéutico	pharmacien, -enne	farmacista	Apotheker, Drogist	фармацёвт	được sĩ
librarian	biblioteca	bibliothécaire	biblioteca	Bibliothekar	библиотекарь	người quản thủ thư viện
hair stylist	peluquero	coiffeur, coiffeuse	parrucchiere	Friseur, Friseuse	парикмахёр	thợ làm tóc
computer programmer, operator	operador de computadora	programmeur d'ordinateur	programmatore di computer	Programmierer/Programmiererin	оператор-программист	người viết chương trình, điều hành máy điện tử
veterinarian	veterinario	vétérinaire	veterinario	Tierarzt	ветеринар	thú y sĩ
paramedic	practicante	auxiliaire médical	paramédico	ärztlicher Beistand	работник скорой помощи	trợ y
factory worker	trabajador (de fábrica)	ouvrier, -ière d'usine	lavoratore	Fabrikarbeiter	рабочий	thợ xưởng
office worker	oficinista	employé(e) de bureau	impiegato	Büroarbeiter	служащий	nhân viên văn phòng
disc jockey	disc jockey	animateur, -trice, de radio	annunciatore radiofonico	Rundfunkansager	музыкальный работник радио	Xưởng ngôn viên
repairman, person	reparador	réparateur	tecnico	Handwerker	ремонтный рабочий	thợ sửa chữa

Vocabulary Supplement

work related to the occupations, equipment

Teaching Suggestions

- Point to the item and model the sentence for the students. Have them use the sentence to identify the pictures.
I am an architect. (house painter, etc.)
Change the subject.
He (You, etc.) is (are) an architect(s).
Change the tense.
He (She, etc.) will be (was) an architect(s).
Point to a picture and ask the following questions. Direct the students to answer in complete sentences.
What are you/they? What is he?
Is she a reporter? Is he a watchman?
Is he going to be a paramedic?
3. Complete the following with a logical answer.
An _____ draws plans for a new building. (architect)
A _____ paints the walls of a house. (house painter)
A _____ guards a building. (watchman)
A _____ fixes broken items in a building. (custodian)

Activities

- What does a watchman do? An architect? A paramedic? Continue with all occupations.
- Do you know a veterinarian/librarian, etc.?
- What does a veterinarian need to do his job? (an animal, instruments, medicine, X-ray machine, bandages, etc.) Continue with all.
- Play Bingo. Read the completion statements from Teaching Suggestions number 3 as clues; the players cover up or draw an X through the answer.
- Where does an architect work? A house painter? A hair stylist? Continue occupations.
- Would you like to be a watchman? Why (not)?
- Is any special education needed to be an architect? A hair stylist? Continue with all the occupations. Your school library probably has a book which lists the education needed for these occupations.
- Do any of these occupations require a license to practice? Who issues the license? What do you have to do in order to receive one?
- You are a television reporter interviewing a paramedic (pharmacist, architect, etc.). Ask the paramedic to describe a typical day but get some background information also (on-the-job training, what made the person decide on this occupation).
10. Play "Who am I?"
I sit at a desk. I work in a building. I handle many books during the day. (librarian)
- Have the students find out the meaning of the following: employment agency, reference, résumé, employee, employer, self-employed, full-time, part-time, shared time, benefits, health and dental insurance, sick days, vacation days, personnel department.
12. Bring in some help wanted ads. If necessary, explain them to the students. Have the students write a help wanted ad for one of the occupations listed.
- Direct the students to write their own résumés.
- Set up an employment agency in the classroom. Students play interviewer - applicant.
- Are any of these occupations dangerous? Exciting? Helpful?

12. Shopping

Vocabulary

English	Spanish	French	Italian	German	Russian	Vietnamese
shopping cart	carrito	chariot	carrello	Einkaufswagen	тележка	lôo vâo, phòng khách
cash register	caja	caisse	cassa	Kasse	кассовый аппарат	chô trá tiên
sales receipt	recibo	reçu	ricevuta di vendita	Quittung	кассовый чек	biên lai bán hàng
credit card machine	máquina de tarjetas de crédito	machine pour cartes de crédit	macchinetta per carte di credito	Kreditkarten-Maschine	кредитно-карточная машина	máy trá tiên lôo tin dùng
paper bag, sack	bolsa	sac en papier	sacchetto	Tüte	бумажный мешок	túi, xách giấy
price tag	etiqueta de precio	étiquette, prix	etichetta del prezzo	Preiszettel	этикетка	mẫu ghi giá hàng
size tag	etiqueta de talla	étiquette, taille	etichetta misura	Grössenzettel	ярлык	mẫu ghi kích thước
display case	mostrador	vitrine	vetrina	Schaukasten	вitrine	quầy trưng hàng
counter	mostrador	comptoir	banco	Ladentisch	прилавок	quầy
escalator	estante	rayon	attaccapanni	Stange	кệ	thang cuốn
elevator	escaleras giratorias	escalier roulant	scala mobile	Rolltreppe	эскалатор	thang máy
fitting room	ascensor, elevador	cabine d'essayage	stanzino di prova	Lift, Aufzug	лифт	phòng thử quần áo
customer service desk, booth	cuarto de pruebas	bureau du chef de service	banco di assistenza ai clienti	Umkleidekabine Kundendienst	примёрочная прилавок для обслуживания	quầy phục vụ khách hàng
advertisement sales clerk	al cliente	réclame, publicité	reclam	Anzeige	объявление	quảng cáo
	dependiente	vendeur, vendeuse	commesso, -a	Verkäufer	продавец	nhân viên bán hàng

Vocabulary Supplement

sections in a grocery and department store

Teaching Suggestions

- Point to item and model sentence for students; have them use it to identify pictures.
I am looking for a shopping cart (etc.).
Change the subject./Change the tense.
Point to a picture and ask the following questions. Direct the students to answer in complete sentences.
What are you (we, they, he) looking for?
Were you (they, etc.) looking for a shopping cart?
Will you (he, etc.) be looking for a sales clerk?
- Complete the following with a logical answer.
I put the food I want to buy in a _____ (shopping cart).
The store clerk puts money into the _____ (cash register).
A _____ is a listing of what I bought and how much it cost. (sales receipt)
A _____ stamps a credit card onto a sales receipt. (credit card machine)
The items one buys are placed in a _____ (paper bag).
A _____ is attached to an item to tell us how much it costs. (price tag)
A _____ is attached to an article of clothing to tell us what size it is. (size tag)

Activities

- Do you like to go shopping? Why? What for?
- Circle the pictures you would see in a grocery store; draw an X through the pictures you would see in a department store.
- Set up a grocery store check-out line in the classroom. Have students take turns being the clerk and customers. You can use newspaper or magazine pictures for the products and a toy cash register or even a calculator to ring up the sale.
- What do you find in the produce section of a grocery store? The dairy section? Frozen food section? Delicatessen? Canned goods section? Paper products section? Try to elicit specific products as answers.
- In what section of a department store would you find socks? Cribs? An electric saw? Blouses? Boots? Radios? Lipstick? A bracelet? You are a salesperson in the clothing section of a department store. Show your customer the selection of women's blouses (men's shirts). The customer can ask the price, size, material, care, where the fitting room is, etc.
- Discuss the different methods of payment — cash, check, store charge card, bank credit card, C.O.D. (cash on delivery), lay-away.
- Draw a section or floor of a department store. Include as many of the vocabulary items as possible.
- Make up a grocery list for a meal you are planning. Include a salad, meat, vegetable, potato, and dessert. Find out from a newspaper ad how much your meal will cost.
- The cash register has just given you a total you know is incorrect! What do you do?
- Have you ever been stuck in an elevator? For how long? How did you get out?
- Write an advertisement for your favorite food, article of clothing, car, book, record, or movie.

13. Office

Vocabulary

English	Spanish	French	Italian	German	Russian	Vietnamese
desk	escritorio	bureau	scrivania	Schreibtisch	письменный стол	bàn giấy
typewriter	máquina de escribir	machine à écrire	macchina da scrivere	Schreibmaschine	пишущая машинка	máy đánh chữ
file cabinet	archivo	classeur	classificatore	Aktenkasten	картотека	tủ giấy tờ
copy machine	copiadora	photocopieur	macchina fotostatica	Kopierer	копирующая машина	máy chụp giấy tờ
dictaphone	dictáfono	dictaphone	dittofono	Diktiergerät	диктофон	máy thu băng và khác ghi lại
calculator	calculadora	calculatrice	calcolatore	Taschenrechner	калькулятор	máy tính
adding machine	máquina sumadora	machine à calculer	calcolatore	Rechenmaschine	счётная машина	máy cộng
water cooler	fuenta, alcatraza	alcarazas	refrigeratore d'acqua	Wasserkühler	водоохладитель	binh nước uống
briefcase	cartera	serviette	cartella	Akten tasche	портфель	cặp
stapler	grapadora	agrafeuse	cucitrice per graffette	Hefter	скрепитель для бумаг	cái đóng sách
cellophane tape	cinta adhesiva	scotch	nastro adesivo	Tesa film	целлофановая плёнка	dao mở thư
letter opener	abrecartas	coupe-papier	tagliacarte	Brieföffner	открыватель для писем	cái kẹp giấy
paper clip	sujetapapeles	trombone	fermacarte	Briefklammer	скрепка	giấy thun
rubber band	gomita	élastique	elastico	Gummiband	клеящая лента	đồng hồ bấm giờ
time clock	reloj	horloge enregistreuse, pointeuse	orologio di controllo, marcatempo	Stechuhr	часы-табель	thẻ bấm giờ
time card	tarjeta de tiempo	carte de pointage	cartellino di tempo	Stempelkarte	табель	

Vocabulary Supplement office functions or jobs

Teaching Suggestions

- Point to the item and model the sentence for the students. Have them use the sentence to identify the pictures.
This is my desk. (typewriter, etc.)
Change the possessive.
This is his (her) desk (typewriter, etc.).
Change to the plural.
These are my (your) desks (typewriters, etc.).
- Point to a picture and ask the following questions. Direct the students to answer in complete sentences.
Is this my desk? Is this her typewriter?
Is this his briefcase? Is this our stapler?
Complete the following with a logical answer.
I sit on a chair at my _____. (desk)
I write letters on my _____. (typewriter)
I store papers in a _____. (file cabinet)
I make duplicates of my papers on a _____. (copy machine)
I record my letters or memos on a _____. (dictaphone)

Activities

- What is the function or purpose of each item?
- Is there a difference between an adding machine and a calculator?
- Play Bingo. Read the completion statements from Teaching Suggestions number 3 as clues; direct the students to cover up or draw an X through the answers. To determine one winner, ask the players to give a definition of the words or to spell them.
- Circle the items you would find in a desk. Draw an X through the items you would find on a desk.
- On the chalkboard scramble the letters of each of the vocabulary items. Have a contest to see which student can unscramble them first. Direct the students to write the correct word on each line provided.
Example: keds (desk)
nepteeelrro (letter opener)
- Have the students draw an office or cut pictures from a magazine or catalogue. Use all the vocabulary items in the drawing.
- You are an office desk. Describe your day.
- How many types of offices can you think of? Describe what is done in each. (doctor's office, school office, etc.)
- You are an office manager. Explain each item to a recently hired person. (not?)
- Invite a member of the business education department to visit your class to explain the skills needed to work in an office.
- Is a typewriter in an office in Madrid or Berlin the same as one used in Chicago or New York?
- Name or list the occupations which would use the following: typewriter, file cabinet, copy machine, dictating machine, adding machine, calculator, (typewriter — secretary, author, reporter, typist, billing clerk, etc.)

14. Restaurant

Vocabulary

English	Spanish	French	Italian	German	Russian	Vietnamese
waiter, waitress	samareto, -a mozo, -a	garçon, serveuse	cameriere, cameriera	Kellner, Kellnerin	официант, официантка	châu, cô bồi bàn
chef, cook	cocinero	chef de cuisine	cuoco	Koch	шеф-повар	người nấu ăn
entrance	entrada	entrée, porte d'entrée	entrata	Eingang	вход	lối vào
exit	salida	sortie	uscita	Ausgang	выход	lối ra
menu	carta	carte	menu	Speisekarte	меню	thực đơn
check, bill	cuenta, nota	addition	conto	Rechnung	чек, счёт	phiếu tính tiền, hóa đơn
cashier	cajero	caissier, caissière	cassiere	Kassierer	кассир	người thu tiền
checkroom, cloakroom	guardarropa	vestiaire	guardaroba	Garderobe	гардеробная	phòng gửi áo
tray	bandeja	plateau	vassoio	Tablett	поднос	khay
placemat	(mantel) individual	napperon individuel	tovaghetta all'americana	Set	поднос с прибором	miếng phủ bàn ăn cho mỗi người
salad	ensalada	salade	insalata	Salat	салат	món rau trộn
main course, entrée	plato principal	plat principal	primo piatto	Hauptgericht	первое блюдо	món ăn chính
dessert	postre	dessert	dolci e frutta	Nachtisch	десерт	món tráng miệng
counter	mostrador	comptoir	banco	Theke	прилавок	quầy
table	mesa	table	tavolo	Tisch	стол	bàn
booth	—	—	—	Ecktisch	кабина	bàn ăn ở góc, cạnh tường

Vocabulary Supplement food

Teaching Suggestions

- Point to the item and model the sentence for the students. Have them use the sentence to identify the pictures.
I want a waiter/waitress. (salad, etc.)
Add a possessive
I want my waiter/waitress. (salad, etc.)
Change the subject and possessive.
She (He, You, We, They) wants (want) her (his, your, our, their) waiter/waitress.
- Point to a picture and ask the following questions. Direct the students to answer in complete sentences.
What do you (they, etc.) want? Does he want your salad/my dessert?
Complete the following with a logical answer.
A _____ serves a meal in a restaurant.
A _____ prepares restaurant food. (chef)
I go into a restaurant through the _____.
(entrance)
I leave through the _____. (exit)
A _____ lists the food served and its price. (menu)
A _____ is a list of the cost of the food usually given to the diner at the end of the meal. (check)

Activities

- Change the completion statements from Teaching Suggestions number 3 to true and false. (A cook serves me my meal in a restaurant.)
- Change the completion statements from Teaching Suggestions number 3 to question form. Direct the students to write the answer on the line provided. (What lists the food served and its price?)
- Circle what you can eat. Draw an X through what can talk.
Teacher: I see a restaurant.
Student 1: I see a restaurant with a waitress.
Student 2: I see a restaurant with a waitress and a chef.
- Continue with all the vocabulary items. Set up a restaurant in the classroom. Have the students take turns being a waiter/waitress, chef, customer, and cashier. Direct them to include entering, being seated with a choice of a table, booth, counter; requesting the menu, ordering a salad, main course, dessert, paying, tipping, and leaving.
- What do you like to eat in a salad? What kind of dressing do you like? What is your favorite meal? What is your favorite dessert?
- What is your favorite restaurant? Why? Do you eat there often?
- What kinds or types of restaurants are there in your neighborhood? What do they specialize in?
- What are the different types of restaurants? (fast food, take out, cafe, coffee shop, deli, ethnic, etc.)
- You are a waiter or a waitress and your customer cannot decide what to order. What do you say to help?
- You are a restaurant manager hiring for the positions of chef, waiter, waitress, and cashier. Interview the applicants.
- Why? Who issues the license?

15. Food

Vocabulary

English	Spanish	French	Italian	German	Russian	Vietnamese
pizza	patatas fritas (a la inglesa)	pizza (pommes) chips	pizza	Pizza	пицца	món pizza
chips (potato)	patatas fritas	(pommes) chips	patatine fritte	Chips	жареный картофель	lát khoai tây chiên
french fries		pommes frites	patate fritte	Pommes frites	жареный картофель	khoai tây chiên
popcorn	palomitas	popcorn	"popcorn"	Popcorn	по-французски воздушная кукуруза	bắp rang
candy bar	pastilla de chocolate	tablette de chocolat	cioccolato	Tafel Schokolade	конфеты	thanh kẹo
chewing gum	chicle	chewing gum	gomma da masticare	Kaugummi	жевательная резинка	kẹo cao su
lollipop	chupachús	sucette	lecca-lecca	Lutscher	леденец	kẹo quế
catsup	salsa de tomate	ketchup	"catsup"	Tomatenketchup	кетчуп	tương cà chua
mustard	mostaza	moutarde	senape	Senf	горчица	mù tạc
rolls, buns	panecillos	petits pains	panini	Brotchen	сладкие булочки	bánh mì mềm
doughnut	bollito	beignet	ciambella	Berliner	пышка	bánh ngọt don năt
cupcake	tartita	—	pasticcino	Teilchen	кекс	bánh ngọt nhỏ
beer	cerveza	bière	birra	Bier	пиво	la ve
wine	vino	vin	vino	Wein	vinó	rượu chát
soft drink	refresco	boisson carbonisée	bibita	alkoholfreies Getränk	лёгкий напиток	nước ngọt
milkshake	batido	milkshake	frullato di latte	Milchshake	молочный коктейль	sữa sôc

Vocabulary Supplement additional food, methods of cooking

Teaching Suggestions

- Point to the item and model the sentence for the students.
I am eating pizza. (french fries, etc.)
I am drinking beer. (wine, a soft drink)
You (He) are (is) eating pizza. (chips, etc.)
You (He) are (is) drinking beer. (chips, etc.)
Change the tense.
I was (will be) eating pizza. (chips, etc.)
I was (will be) drinking beer. (chips, etc.)
- Point to a picture and ask the following questions. Direct the students to answer in complete sentences.
What are you (we, etc.) eating/drinking?
Were you eating pizza? (chips, etc.)
- Complete the following with a logical answer.
_____ is a pie with a crust, tomato sauce, cheese, and other toppings. (pizza)
_____ are thinly sliced, deep-fried potatoes. (potato chips)
_____ are narrow, length-wise cut potatoes which are deep-fried. (french fries)
A kernel which bursts when heated is _____ . (popcorn)

Activities

- Which is your favorite food? Why?
- On which food do you put catsup? Mustard?
- Which of these foods do you eat at a movie?
- Play Bingo. Read the completion statements from 1 each. Suggestions number 3 as clues: the players cover up or draw an X through the answers. To determine one winner, ask the players to spell the word, give a definition, or to use them in a sentence.
- Play "What am I?"
- On the chalkboard scramble the letters of the vocabulary items. Have the students unscramble them and write the correct words on the line provided.
- From this list, what would you eat for breakfast? Lunch? Dinner? A snack? Dessert?
- Which of these foods are served hot? Cold?
- Ask the students to choose one food or drink and give the recipe for it.
- Discuss the four food groups. Do any of these vocabulary items belong to these groups?
- You are a slice of potato about to be dropped into the hot oil. What would you say to the cook to prevent this?
- If there were only one food or drink available throughout the world, which would you want it to be?
- Where can you purchase a pizza? Gum? Popcorn? Continue with all the foods and drinks. How are they packaged?
- Have the students find the prices for the items pictured in a newspaper or in a store. See who can "buy" all of them the cheapest. You will have to qualify their shopping list for them — a small pizza, a six ounce bag of chips, etc.

16. Parts of the Body

Vocabulary

English	Spanish	French	Italian	German	Russian	Vietnamese
forehead	frente	front	fronte	Stirn	лоб	trán
eyebrow	ceja	sourcil	sopracciglia	Augenbraue	бровь	lông mày
eyelash	pestaña	cil	ciglia	Wimper	ресница	lông mi
cheek	mejilla	joue	guancia	Wange	щека	má
tongue	lengua	langue	lingua	Zunge	язык	lưỡi
lip(s)	labio(s)	lèvre(s)	labbra	Lippe(n)	губа, губы	môi
tooth, teeth	diente, dientes	dent, dents	dente, denti	Zahn, Zähne	зуб, зубы	răng, các răng
lung	pulmón	poumon	polmoni	Lunge	лёunge	phổi
rib	costilla	côte	costola	Rippe	ребро	xương sườn
stomach	estómago	estomac, ventre	stomaco	Bauch, Magen	желудок	bao tử
finger nail	uña (de la mano)	ongle (de main)	unghia	Fingernagel	ноготь пальца	móng tay
toenail	uña (del pie)	ongle (de pied)	unghia del piede	Fussnagel	ноготь пальца	móng chân
hip	cadera	hanche	fianco	Hüfte	поясница	hông
thigh	muslo	cuisse	coscia	Oberschenkel	бедро	đùi
skin	piel	peau	pelle	Haut	кожа	da
muscle	músculo	muscle	muscolo	Muskel	мышкул	bắp thịt

Vocabulary Supplement additional parts of the body

Teaching Suggestions

- Point to the item and model the sentence for the students. Have them use the sentence to identify the pictures.
This is my forehead. (eyebrow, eyelash, etc.)
Change the possessive.
This is your (her, his, our, their) forehead. (eyebrow, eyelash, etc.)
Change the plural.
These are your (her, his, our, their) foreheads. (eyebrows, eyelashes, etc.)
- Point to a picture and ask the following questions. Direct the students to answer in complete sentences.
What is this? What are these? Is this your forehead? Is this his rib? Is this her fingernail? Are these our thighs? Are these their tongues? Are these your eyelashes? Are these her toenails? Are these their ribs? Are these our lungs? Complete the following with a logical answer.
The _____ is between the eyebrows and the hairline. (forehead)
The hair over the eyes is called an _____. (eyebrow)

Activities

- Change the completion statements from Teaching Suggestions number 3 to question form. Direct the students to write the answers on the line provided.
2. Play "What am I?"
I am on the head.
I am near the eyes.
I am hair.
What am I? (eyebrow)
- On what part of the body is the forehead? The fingernail? Toenail? Thigh? The lips?
- Draw a skeleton and label the body parts.
- What are the five senses? Which of the senses can be associated with the lungs? The skin? Eyelashes? Tongue?
- What does the stomach do? The lung? The ribs? Tongue? Eyelash? Muscle? With what system is it connected? (stomach-digestive unnecessary? Why?)
- Of these body parts, which do you think is unnecessary? Why?
- What type of doctor would treat a problem with an eye? (ophthalmologist, optometrist) Who would treat a skin disorder or problem? (dermatologist) (teeth — dentist, muscle, rib, thigh — orthopedic doctor; toenail —

podiatrist; lung — thoracic or pulmonary doctor)

9. How many words can the students find in the word fingernail? (rain, lag, fat, nag, fig, etc.)

17. Laundromat and Parts of Clothing

Vocabulary

English	Spanish	French	Italian	German	Russian	Vietnamese
washing machine	lavadora	machine à laver	lavatrice	Waschmaschine	стиральная машина	máy giặt
dryer	secadora	séchoir	asciugatrice	Wäschetrockner	сушилка	máy sấy
detergent	detergente	lessive	detergente	Reinigungsmittel	стиральный порошок	bột giặt
laundry basket	cesta de ropa	panier à linge	cesta per la biancheria	Waschkorb	корзина для белья	rổ đựng đồ giặt
clothesline	cuerda de la ropa	corde à linge	corda per stendere il bucato	Wäscheleine	верёвка для белья	dây phơi
clothespin	pinza	pince à linge	molletta	Wäscheklammer	зажимка для белья	kẹp quần áo
iron	plancha	fer à repasser	ferro da stiro	Bügelisen	bàn ủi	bàn ủi
ironing board	tabla de planchar	planche à repasser	asse da stiro	Bügelbrett	giải dĩa gỗ	bàn để ủi quần áo
laundry tub	pila de lavar	bassine	lavandino	Waschwanne	bồn xả đồ giặt	bồn xả đồ giặt
sleeve	manga	manche	manica	Ärmel	tay áo	tay áo
cuff	puño	manchette	polso	Manschette	mang sét áo	mang sét áo
button	botón	bouton	botone	Knopf	ngủовица	nút áo
zipper	cremallera	fermeture éclair	chiusura lampo	Reissverschluss	dây khóa quần	dây khóa quần
pocket	bolsillo	poche	tasca	Tasche	túi	túi
collar	cuello (de la camisa)	col	colletto	Kragen	cổ áo	cổ áo
shoelace	cordón del zapato	lacet	lacci	Schuhband	shnyрок для обуви	dây giày

Vocabulary Supplement

clothing

Teaching Suggestions

- Point to an item and model the sentence for the students. Have them use the sentence to identify the pictures.
This is a washing machine. (dryer, etc.)
Change the demonstrative.
That is a washing machine. (dryer, etc.)
Change to the plural.
These (Those) are washing machines. (etc.)
Point to a picture and ask the following questions. Direct the students to answer in complete sentences.
What is this/that? What are these/those?
Is this a dryer? Is that a zipper?
Are these clothespins? Are those cuffs?
Complete the following with a logical answer.
A _____ is a machine which cleans dirty clothes. (washing machine)
A _____ is a machine which removes water from washed clothes. (dryer)
_____ is a soap which is put into water to clean clothes. (detergent)
A _____ is a big container used to carry dirty or clean clothes. (laundry basket)
Clean wet clothes are hung on a _____ to dry. (clothesline)
A _____ fastens laundry onto a clothesline. (clothespin)

Activities

- Do you have a washing machine? Dryer? Iron? Dryer? Detergent? Clothesline? Iron? Button? Zipper? Shoelace?
- Are you wearing anything which has a sleeve? Cuff? Button? Zipper? Pocket? Collar?
- You have just invented the zipper. Tell us how you made it and how it can be used.
- Where can you buy a washing machine? Dryer? Detergent? Clothesline? Iron? Button? Zipper? Shoelace?
- Are you wearing anything which has a sleeve? Cuff? Button? Zipper? Pocket? Collar?
- You have just invented the zipper. Tell us how you made it and how it can be used.
- Do you have a washing machine? Dryer? Iron? Dryer? Detergent? Clothesline? Iron? Button? Zipper? Shoelace?
- Are you wearing anything which has a sleeve? Cuff? Button? Zipper? Pocket? Collar?
- You have just invented the zipper. Tell us how you made it and how it can be used.
- Do you have a washing machine? Dryer? Iron? Dryer? Detergent? Clothesline? Iron? Button? Zipper? Shoelace?
- Are you wearing anything which has a sleeve? Cuff? Button? Zipper? Pocket? Collar?
- You have just invented the zipper. Tell us how you made it and how it can be used.
- Do you have a washing machine? Dryer? Iron? Dryer? Detergent? Clothesline? Iron? Button? Zipper? Shoelace?
- Are you wearing anything which has a sleeve? Cuff? Button? Zipper? Pocket? Collar?
- You have just invented the zipper. Tell us how you made it and how it can be used.

18. Dwelling

Vocabulary

English	Spanish	French	Italian	German	Russian	Vietnamese
entrance, lobby	entrada	entrée	entrata, ingresso	Vorhalle	вход, перёдня	lối vào, phòng trước
mailbox	buzón	boîte aux lettres	cassetta delle lettere	Briefkasten	почтовый ящик	hộp thư
elevator	ascensor	ascenseur	ascensore	Fahrrstuhl	лифт	thang máy
fire escape	salida de emergencia	escalier de secours	uscita di sicurezza	Notausgang	пожарная лестница	lối thoát hỏa hoạn
doorbell	tímbre	sonnette	campanello della porta	Klingel	дверной звонок	chuông cửa
doorknob	puño	poignée de porte	maniglia della porta	Türgriff	дверная ручка	nấm dấm cửa
keyhole	agujero de la llave	trou de la serrure	bucio della serratura	Schlüsselloch	замочная скважина	lỗ khóa
chain lock	candado de cadena	chaîne	lucchetto	Kettenschloss	дверная цепочка	khóa xích
radiator	radiador	radiateur	termosifone	Heizkörper	радиатор	máy sưởi bằng hơi nước
furnace	horno	chaudière	fornace	Ofen	обогреватель	lò sưởi
hot water heater	calentador de agua	chauffe-eau	riscaldatore ad acqua calda, scaldabagno	Boiler	паровое отопление	máy làm nước nóng
smoke alarm	alarma de humo	avertisseur d'incendie	allarme antincendio	Rauchalarm	дымовая сигнализация	máy báo động khói lửa
thermostat	termostato	thermostat	termostato	Thermostat	термостат	máy điều nhiệt
ceiling	techo	plafond	soffitto	Decke	потолок	trần nhà
floor	suelo, piso	plancher	pavimento	Boden	пол	sàn nhà
balcony	balcón	balcon	balcone	Balkon	балкон	lan can

Vocabulary Supplement

rooms

Teaching Suggestions

- Point to an item and model the sentence for the students. Have them use the sentence to identify the pictures.
I see an entrance. (mailbox, elevator, etc.)
Change the subject.
She (He, We, You, They) sees (see) an entrance. (mailbox, elevator, etc.)
Change the tense.
I will see (saw, have seen) an entrance.
Point to a picture and ask the following questions. Direct the students to answer in complete sentences.
Do you see an entrance? Does she see a mailbox? Does he see an elevator? Do they see a fire escape? Did you see a doorknob? Did he see a keyhole? Did they see a radiator? Will you see a furnace? Will she see a smoke alarm? Will they see the balcony?
Complete the following with a logical answer.
A person walks into a building through the _____ (entrance)
Letters, bills, and magazines are delivered to a _____ (mailbox)
An _____ is a machine which carries people and things up and down. (elevator)

Activities

- Where do you live? What is the address? Do you live in a house, apartment, condominium, duplex?
 - Have you ever lived in an apartment? Did you do you like it? Is there an advantage in living in an apartment rather than in a house?
 - Draw a floor plan of your home. Label the rooms and use all the vocabulary items you can.
 - Do you think smoke alarms should be required in all buildings?
 - Play Bingo. Read the completion statements from Teaching Suggestions number 3 as clues; the players cover up or draw an X through the answers. To determine one winner ask the player to use the words in a complete sentence.
 - Read the completion statements from Teaching Suggestions number 3 and direct the students to write the answer on the line provided. Mix up the order of the statements.
 - What is the purpose or function of a furnace? (hot water heater, doorbell, etc.)
 - Play "Add-ons."
Teacher: I see an entrance.
- Student 1: I see an entrance with a mailbox.
Student 2: I see an entrance with a mailbox and I see an elevator.
Continue with all the vocabulary items.
9. Circle the items that have something to do with a door. Draw an X through the items that have something to do with heat.
10. What would you do if there was a fire in your home? Do you have an escape route? Draw an escape plan from your home.
11. Bring into the classroom some rental ads from a newspaper. Explain the abbreviations if necessary. Have the students write an ad for their own home.
12. Discuss a lease. Include one year, two year, rent with option to buy, utilities, fees, security deposit, cleaning deposit, etc.
13. You live in an apartment and you have very noisy neighbors. What do you do?
14. You have no hot water in your apartment. Whom do you contact to get it fixed?
15. You are a keyhole. Tell us about all the people you see walking through the apartment hallway.

19. Kitchen

Vocabulary

English	Spanish	French	Italian	German	Russian	Vietnamese
stove, oven	cocina, horno	fourneau, four	cucina a gas, forno	Herd, Ofen	плита, духовка	lò, bếp lò
refrigerator, freezer	frigorífico, congelador	frigo, congélateur	frigorifero, reparto per surgelati	Kühlschrank, Gefrierfach	холодильник, морозильник	tủ lạnh, máy làm đá lạnh
dishwasher	fregaplatos	machine à laver la vaisselle	lavastoviglie	Geschirrspülmaschine	посудомоечная машина	máy giặt
sink	pila, fregadero	évier	lavandino	Waschbecken	bồn rửa chén	máy rửa chén
coffeeemaker, pot	cafetera	percolateur, cafetière	caffettiera	Kaffeekanne	кофеварка, кофёйник	máy, bình pha cà phê
electric mixer	mezcladora eléctrica	mixeur	mescolatore elettrico	elektrisches Mischgerät	электромиксер	máy trộn bằng điện
saucepan	cacerola	casserole	pentola	Kochtopf	кастрюля	nồi
frying pan	sartén	poêle (à frire)	padella	Bratpfanne	сковородка	chảo
teakettle	tetera	bouilloire, théière	bollitore	Teekessel	чайник	ấm đun trà
cabinet	gabinete	placard	armadietto	Schrank	шкафчик для посуды	tủ
measuring cup	taza para medir	mesure	misurino	Messbecher	сосуд для измерения	chén đo lường
can, bottle opener	abrejetas, abrebotellas	ouvre-boite	apribottiglie	Dosenöffner, Flaschenöffner	cái mở hộp, mở chai	
egg beater	batidor (de huevos)	batteuse	frullino	Schneebesen	máy đánh trứng	
carving (butcher) knife	cuchillo de trincar	couteau à découper	trincante, coltello da cucina	Vorlegemesser	dao thái thịt (người bán thịt)	
cutting, chopping board	tabia para cortar	planche à découper	tagliere	Hackbrett	đĩa cắt cho thịt	
baking pan	tartera	plat à four	teglia	Kuchenform, Backblech	khôan nướng	

Vocabulary Supplement food

Teaching Suggestions

- Point to the item and model the sentence for the students.
This is my stove. (refrigerator, etc.)
Change the possessive/demonstrative.
- Point to a picture and ask the questions.
What is this/that? What are these/those?
Is this your stove? Are these your baking pans/frying pans?
- Complete the following with a logical answer.
I cook a meal on top of the _____. (stove)
The _____ keeps my food cold. (refrigerator)
A machine which cleans dirty dishes is a _____. (dishwasher)
I can wash dishes in the _____. (sink)
A _____ is an electric appliance for brewing coffee. (coffeeemaker)
An _____ is an appliance with two beaters for blending ingredients. (electric mixer)
A _____ is a deep pot or kettle with a long

Activities

- Does your kitchen have a refrigerator? What kind is it? (one door, two door, three door, frostless, etc.) What color is it?
- Do you have a stove? Oven? What kind is it? (Gas, electric, self-cleaning, convection, microwave, etc.)
- What kinds of things does a measuring cup measure? (liquids, dry ingredients, 1/3, 1/4, 1/2, etc.)
- Do you have a dishwasher in your kitchen or are you it?
- What do you store in your kitchen cabinets?
- Do you have an electric mixer? What do you use it for?
- Play "What am I?"
- Change the completion statements from Teaching Suggestions number 3 to questions and direct the students to write the answer on the line provided.
- Circle the items which run on electricity.
Draw an X through the items that you could wash in the kitchen sink.
- What can be cooked in an oven? Saucepan? Frying pan? Baking pan?
- Where could you buy a stove? Refrigerator? Dishwasher? Measuring cup? Cutting board? Saucepan?
- Draw a kitchen and label all the vocabulary items.
- You are a stove. Tell the class all the foods which are cooked on you in a day.
- Give the class directions for making your favorite dish or meal. Include preparation, cooking, and cleanup.
- Discuss the different types of cooking (boiled, fried, deep-fried, baked, broiled). What could you boil? In what? For how long?

20. Bathroom

Vocabulary

English	Spanish	French	Italian	German	Russian	Vietnamese
light switch	interruptor	interrupteur	interruttore	Lichtschalter	выключатель (электрическая)	nút bắt đèn
light bulb	bombilla	ampoule	lampadina	Birne	лампочка	bóng đèn
medicine cabinet	gabinete de medicina	armoire de pharmacie	armadietto per medicine	Arzneischrank	аптечка	tủ thuốc
mirror	espejo	miroir	specchio	Spiegel	зёркало	gương
scale	báscula	balance	bilancia	Waage	весы	cân
soap dish	platito para el jabón	porte-savon	piattino da saponetto	Seifenapf	мыльница	đĩa đựng xà bông
bath mat	alfombrilla del baño	tapis de bains	tappetino da bagno	Vorleger	коврик для ванной	miếng trải phòng tắm
washcloth	toalla pequeña	gant de toilette	asciugamano piccolo	Waschlappen	банный полотенце	khăn tắm
toilet	retrete, sanitario	toilettes, w.-c.	toilette, gabinetto	Toilette	туалет	cái tiêu, bồn phân
toilet paper	papel higiénico	papier hygiénique	carta igienica	Kloppapier	туалетная бумага	giấy vệ sinh
bath tub	bañera	baignoire	vasca da bagno	Badewanne	vanna	bồn tắm
shower	ducha	douche	doccia	Dusche	душ	vòi sen
shower curtain	cortina de la ducha	rideau de douche	tende per la doccia	Duschvorhang	занавеска для ванной	màn phòng tắm
towel rack	estante para las toallas	porte-serviettes	porta asciugamani	Handtuchhalter	вешалка для полотенец	giá mắc khăn
faucet	grifo	robinet	rubinetto	Hahn	кран	vòi nước
sink plug, stopper	tapón	bouchon	tappo per lavandino	Stöpsel	пробка для раковины	nút đút

Vocabulary Supplement colors

Teaching Suggestions

- Point to the item and model the sentence for the students. Have them use the sentence to identify the pictures.
This is a light switch. (light bulb, etc.)
Change to the definite article.
This is the light switch. (light bulb, etc.)
Change to the plural.
These are some (the) light switches. (light bulbs, medicine cabinets, etc.)
- Point to a picture and ask the following questions. Direct the students to answer in complete sentences.
What is this? Is this a mirror? Is this the scale? Is this a washcloth? Is this the bathtub? Are these the faucets?
Are these some light bulbs? Are these the soap dishes?
Complete the following with a logical answer.
One turns on a _____ upon entering a dark room. (light switch)
A _____ provides light in a dark room. (light bulb)
I put my aspirin and cold medicine in the _____ in the bathroom. (medicine cabinet)

Activities

- Do you have a scale in your bathroom? Do you keep it in another room? If so, where? How much do you weigh? Do you want to gain or lose weight?
 - What is in your medicine cabinet?
 - Play Bingo. Read the completion statements from Teaching Suggestions number 3 as clues: the players cover up or draw an X through the answers. To determine one winner, ask the player to spell the words or to use them correctly in a sentence.
 - Play "What am I?"
 - Change the completion statements in Teaching Suggestions number 3 to questions; direct the students to write the answer on the line provided. (What do you wash yourself with?)
How many bathrooms do you have in your home? Is that enough? Does yours have anything else which is not pictured here?
 - Draw a bathroom and label the items.
 - Read a word and ask the students to give you another word associated with it. (light switch — electricity; faucet — water, etc.)
- What color is your bathtub? Shower curtain? Faucet? Bath mat?
 - An alien from outer space is visiting you. Tell it what a bathtub is and how it is used.
 - Where do you buy a light switch? Light bulb? Faucet? Shower curtain? Washcloth? Towel rack?
 - Which vocabulary item pictured do you think is not needed? Why?

21. Household Items

Vocabulary

English	Spanish	French	Italian	German	Russian	Vietnamese
fireplace	chimenea	cheminée	caminetto	Kamin	камин	lò sưởi
stereo, record player, hi-fi	estéreo, el tocadiscos	chaîne haute fidélité	stereo, giradischi	Plattenspieler	стереопроектор	máy âm thanh nổi, máy hát, hi fi
tape recorder	máquina de cinta magnetofónica	magnétophone	registrator	Tonbandgerät	магнитофон	máy thu băng
rocking chair	mecedora	berceuse, fauteuil à bascule	sedia a dondolo	Schaukelstuhl	кресло-качалка	ghế đu
cushion	cojín	coussin	cuscino	Sitzkissen	диванная подушка	gối đệm
curtain rod	barra de cortinas	tringle à rideaux	bastone per tende	Gardinenstange	карниз для штор	que treo màn
shade	persiana	abat-jour	persiane	Lampenschirm	штора	màn che ánh sáng
radio	radio	radio	radio	Radio	радиоприёмник	máy thu thanh
closet	armario	placard	armadio a muro	Wandschrank	стенной шкаф	hộc đựng đồ
shelf	estante	étagère	palchetto, ripiano	Regal	полка	kệ
drawer	cajón	tiroir	cassetto	Schublade	ящик стола	ngăn kéo
bedspread	colcha, sobrecama	couvre-lit	copriletto	Bettdecke	покрывало	tấm phủ giường
pillow case	funda de almohada	taie d'oreiller	federa del cuscino	Kissenbezug	наволочка	bao gối
mattress	colchón	mattelas	materasso	Matratze	матрац	nệm
sheet	sábana	dráp	lenzuolo	Betuch	простыня	khăn giường
blanket	manta, cobija	couverture	coperta	Decke	одеяло	mền, chăn

Vocabulary Supplement

words related to stereos, radios, tape players

Teaching Suggestions

- Point to the item and model the sentence for the students. Have them use the sentence to identify the pictures.

This fireplace is mine. (stereo, tape recorder, etc.)

Change the possessive pronoun.

This fireplace is hers (his, yours, ours, theirs).

Change to the plural.

These fireplaces (stereos, tape recorders, etc.) are mine (his, hers, yours, ours, theirs).

Point to a picture and ask the following questions. Direct the students to answer in complete sentences.

Is this fireplace mine? Is this radio ours? Is this blanket theirs? Is this drawer hers? Is this closet yours? Are these shades ours? Are these shelves mine? Are these cushions his?

Complete the following with a logical answer.

I burn logs in a _____ to provide heat. (fireplace)

I play records on a _____. (stereo)

I play tapes or cassettes on a _____. (tape recorder)

I sit and rock on a _____. (rocking chair)

A _____ is a soft pad or pillow for a chair or couch. (cushion)

Activities

- Do you have a fireplace in your home? Where is it? Do you like it?
- Do you have a closet in your bedroom? Is it big enough for your things? Is it neat?
- Change the completion statements from Teaching Suggestions number 3 to question form and direct the students to write the answer on the line provided.
- Circle the items which can be found in a living room. Draw an X through the items which can be found in a bedroom.
- Draw a room in which all the vocabulary items are pictured.
- Play "Add-ons."

Teacher: I see a room with a fireplace.

Student 1: I see a room with a fireplace and a stereo.

Student 2: I see a room with a fireplace and a stereo next to a tape recorder.

Continue with all the vocabulary items.

7. Discuss reel-to-reel recorder, cassette recorder, portable units, tracks, etc. Do you have a tape recorder or a cassette machine? What do you play on them? Can you record? If so, what do you record? How?

- Discuss stereo, hi-fi equipment, 33-1/3, 45 and 78 RPM. Do you have a record player? Does it play the three speeds? What do you listen to? Where do you buy the records?
- Where can you buy a curtain rod? Sheets? A tape recorder? Cushions?
- What is the purpose or function of a shade? Shelf? Drawer? Fireplace?

11. In what room of a home would you be most likely to find these vocabulary items?

12. You are an old cushion. Convince your owner not to throw you out.

13. Choose one word and ask the students to make new words from its letters. (bedspread — bed, red, read, dead, etc.)

22. Personal Items

Vocabulary

English	Spanish	French	Italian	German	Russian	Vietnamese
razor, electric razor	máquina (eléctrica) de afeitar	rasoir (électrique)	rasoio (elettrico)	(elektrischer) Rasierapparat	бритва, электробритва	đồ cạo râu, cạo râu điện
shaving cream	crema de afeitar, jabón de afeitar	mousse à raser	crema da barba	Rasierschaum	крем для бритья	kem bôi cạo râu
deodorant	desodorante	déodorant	déodorante	Deodorant	дезодорант	thuốc khử mùi hôi
lipstick	lápiz de labios	rouge à lèvres	rossetto	Lippenstift	губная помада	son môi
nail polish	esmalte	vernis pour ongles	smalto per unghie	Nagellack	лак для ногтей	thuốc đánh móng tay
nail file	lima	lime à ongles	lima da unghie	Nagelfeile	пилка для ногтей	đũa móng tay
nail clippers	tijeras (de uñas)	coupe-ongles	fobicine da unghie	Nagelzange	щипцы для ногтей	đồ cắt móng tay
tweezers	pinzas	pince à épiler	pinzetta	Pinzette	пинцет	nhíp nhỏ râu
toothbrush	cepillo de dientes	brosse à dents	spazzolino da denti	Zahnbürste	зубная щётка	bàn chải đánh răng
toothpaste	pasta dentífrica	dentifrice	dentifricio	Zahnpasta	зубная паста	kem đánh răng
shampoo	champú	shampooing	shampoo	Haarwaschmittel	шампунь	thuốc gội đầu
soap	jabón	savon	sapone	Seife	мыло	sà bông
hairdryer, blowdryer	secadora de pelo	sèche-cheveux	asciugacapelli	Fön	фен	máy sấy, thổi tóc
curlers, rollers	rulos	bigoudis	bigodini, ferro per arricciare i capelli	Lockenwickler	бигуди	ống uốn, cuốn tóc
hairbrush	cepillo	brosse à cheveux	spazzola per capelli	Haarbürste	щётка для волос	bàn chải chải tóc
comb	peine	peigne	pettine	Kamm	расчёска	lư c

Vocabulary Supplement

parts of the body

Teaching Suggestions

- Point to the item and model the sentence for the students. Have them use the sentence to identify the pictures.
I am going to buy a razor. (shaving cream, deodorant, etc.)
Change the subject.
You (He, She, We, They) are (is) going to buy a razor. (shaving cream, deodorant, etc.)
Change the tense.
I was (will be) going to buy a razor. (shaving cream, deodorant, etc.)
- Point to a picture and ask the following questions. Direct the students to answer in complete sentences.
What are you going to buy? What is he going to buy? What are we going to buy? What are they going to buy?
What will you be buying? What will she be buying? What will I be buying?
What were you going to buy? What were they going to buy? What was she going to buy?
- Complete the following with a logical answer.
A man shaves his beard with a _____. (razor)
A man lathers his face with _____ before shaving. (shaving cream)
People use _____ to eliminate body odor and perspiration. (deodorant)
Females use _____ to put color on their lips. (lipstick)
Females use _____ to put color on their nails. (nail polish)
I file my nails with a _____. (nail file)
I cut my nails with _____. (nail clippers)
I remove a sliver from my finger with _____. (tweezers)
I brush my teeth with a _____. (toothbrush)
I put _____ on my toothbrush to clean my teeth. (toothpaste)
I wash my hair with _____. (shampoo)
I wash my body with _____. (soap)
I dry my wet hair with a _____. (hairdryer)
Females put _____ into their hair to make it curly. (curlers)
I brush my hair with a _____. (hairbrush)
I comb my hair with a _____. (comb)

Activities

- Play Bingo. Read the completion statements from Teaching Suggestions number 3 as clues; the players cover up or draw an X through the answers. To determine one winner, ask the player to tell on which part of the body the items are used.
- Play "What am I?"
- On the chalkboard scramble the letters of the vocabulary items. Direct the students to unscramble the letters and write the correct word on the line provided. (ktpiscit — lipstick)
- What do you do with a razor? (shaving cream, deodorant, etc.)
- Do you use lipstick? (nail polish, shaving cream, etc.)
- On what part of the body do you use nail polish? (deodorant, tweezers, etc.)
- Draw a body and label which items you would use on each body part.
- Tell a young boy how to shave. Tell a young girl how to care for her nails. Tell a young girl how to shampoo her hair and how to set it.
- Circle the items you use on your head. Draw an X through the items you use on your hands. What is left? (deodorant)
- Where can you buy a razor? Nail polish? Hairdryer? Continue with all the items.
- Which items of those pictured don't you have? Why?
- You are a hair stylist at a department store beauty salon. Give a demonstration of the latest tips or tricks for nail and hair care. Try to use as many of the vocabulary items as possible in your demonstration.
- You have just invented soap. Convince us it is a useful item.
- Your houseguest is a native of a recently discovered island. He/She was living in the Stone Age and is unfamiliar with all the vocabulary items. Explain to him/her what each one is and how it is used.

23. Telephone and Television

Vocabulary

English	Spanish	French	Italian	German	Russian	Vietnamese
receiver	auricular	récepteur	ricevitore	Hörer	телефонная трубка	ống nghe
dial	marcar	cadran	quadrante	Wählerscheibe	дисконный наборный щиток	quay điện thoại
push buttons	botones automáticos	presse-boutons	telefono a tasti	Tasten	кнопочный наборный щиток	nhấn nút
cord	cordón	fil	cordone	Schnur	шнур	dây
pay telephone booth	cabina del teléfono público	cabine téléphonique	cabina telefonica pubblica	Telefonzelle	телефон-автомат	trạm điện thoại công cộng
coin slots	aberturas para las monedas	fentes	fessura per gettoni	Münzwerfuschlitze	отверстия для денег	ống bỏ tiền
coin return	devolver la moneda	fente de remboursement	recupero monete	Rückgabe	возврат монеты	hộp đựng tiền trả lại
telephone book	guía telefónica	annuaire	elenco telefonico	Telefonbuch	телефонная книга	điện thoại niên giám
television	televisor	télévision	televisione	Fernsehapparat	телевидение	truyền hình, tivi
screen	pantalla	petit écran	schermo	Schirm	экран	màn ảnh
antenna	antena	antenne	antenna	Antenne	антенна	dây trời, ăng ten
camera	cámara	-appareil-photo	telecamera	Kamera	камера	máy ảnh
microphone	micrófono	microphone	microfono	Mikrofon	микрофон	máy vi âm
news show	noticario	informations	telegiornale	Nachrichtensendung	программа новостей	mục tin tức
comedy show	comedia	revue comique	spettacolo comico	Unterhaltungssendung	эстрадно-представление	mục hài hước
commercial	anuncio	publicité, réclame	reclame, pubblicità	Reklame	реклама	mục quảng cáo

Vocabulary Supplement

phrases to place a telephone call, types of television programs

Teaching Suggestions

- Point to the item and model the sentence for the students. Have them use the sentence to identify the pictures.
I see a receiver. (dial, push buttons, etc.)
Change the subject.
You (She, etc.) see(s) a receiver.
Change the tense.
I saw (will see) a receiver. (dial, etc.)
- Point to a picture and ask the following questions. Direct the students to answer in complete sentences.
What do you see? What does she see?
What do we see? What did you see?
What will you see? What will they see?
Complete the following with a logical answer.
A person talks into the _____ on a telephone. (receiver)
A _____ is a wheel with the numbers one through nine on it. (dial)
I press the _____ to make a phone call. (push buttons)
The telephone _____ contains wires and connects the telephone and receiver. (cord)

- When I am not at home I can make a telephone call from a _____. (telephone booth)
I put money into the _____ to pay for a phone call. (coin slots)
Money comes back to me in the _____ slot. (coin return)
I look up telephone numbers in the _____, (telephone book)
A _____ is a device on which one can see and hear programs. (television)
I see the television picture on the _____. (screen)
The _____ is a device which picks up the television transmission. (antenna)
A television _____ takes the picture. (camera)
A _____ picks up sound and amplifies or transmits it. (microphone)
A _____ relates the day's events. (news show)
A _____ is an entertaining, funny program. (comedy show)
A _____ tries to sell a product to the television viewer. (commercial)

Activities

- Play "What am I?"
 - Divide the class into two groups and have a spelling bee. As elimination rounds are required, ask the players for the definite article, indefinite article, a demonstrative, etc.
 - Do you have a telephone? What is your telephone number? What is your area code? Can you dial long distance direct? Where is your telephone? What color is it? Is it a dial or push-button telephone? How often do you use it? Is your number listed?
 - Do you have a television? Where is it? Is it a color set or a black-and-white set? Is it a portable or a console? What size is the screen? What programs do you watch?
 - Draw a pay telephone and label all the parts.
 - Divide the class into groups of two. Direct them to make telephone calls to each other.
 - Make a telephone directory of the class.
 - Discuss other types of television programs (game shows, soap operas, cartoons, sports events, westerns, situation comedies, dramas, documentaries). Which is your favorite? Who is your favorite television actress and actor? Why?
- Write a television commercial for the product of your choice.
 - You are a newscaster. Give us today's news.
 - In your opinion, which is more useful, the telephone or television? Why?
 - In an emergency, do you need coins to place a telephone call from a booth?
 - What are some jobs or occupations related to the telephone and television? (telephone operator, lineman, installer, repair person, etc.; television — camera operator, lighting technician, director, stage manager, writer, etc.) Discuss each.
 - If you can't speak or understand English (Spanish, French, etc.), can you request an operator who speaks a foreign language to assist you in making a phone call?
 - Is telephone service the same in France? Spain?
 - Are any American television programs shown in foreign countries? What do they do about the language?

24. Workshop

Vocabulary

English	Spanish	French	Italian	German	Russian	Vietnamese
workshop	taller	atelier	officina, bottega	Werkstatt	мастерская	xuống
workbench	banco del taller	établi	banco di lavoro	Werkbank	рабочий стол	ghế dài trong xưởng
toolbox	caja de herramientas	boîte à outils	cassetta da lavoro	Werkzeugkasten	инструментальный ящик	hộp đồ nghề
wrench	llave inglesa	clef (à écrous)	chiave inglese	Schraubenschlüssel	гаечный ключ	kềm mỏ lết
screwdriver	destornillador	tournevis	gravite	Schraubenzieher	отвёртка	cái vặn vít
hammer	martillo	marteau	martello	Hammer	молоток	búa đập
nail	clavo	clou	chiodo	Nagel	гвоздь	đinh
electric saw	sierra eléctrica	scie électrique	sega elettrica	elektrische Säge	электрическая пила	cưa điện
saw	sierra	scie	sega	Säge	пила	cưa
pliers	alicates	pince	tenaglie	Zange	плоскогубцы	kềm
tape measure	cinta para medir	mètre à ruban	metro a nastro	Bandmass	рулетка	thước dây
drill	taladro	foret	trapano	Drillbohrer	дрель	khoan
ladder	escalera	échelle	scala	Leiter	лестница	thang
paintbrush	brocha	pinceau	pennello	Anstrichpinsel	малярная кисть	chổi quét sơn
paint roller	arrrollador de pintar	rouleau à peinture	rollo per pitturare	Walze	ролик для покраски	ống lăn sơn
flashlight	linterna	lampe de poche	lampadina tascabile	Taschenlampe	фонарик	đèn bấm

Vocabulary Supplement

occupations related to tools

Teaching Suggestions

- Point to the item and model the sentence for the students. Have them use the sentence to identify the pictures.
This is my workshop. (toolbox, nail, etc.)
Change the possessive adjective.
This is his (your, etc.) workshop. (nails, etc.)
Change the plural.
These are my (his) workshops, (nails, etc.)
- Point to a picture and ask the following questions. Direct the students to answer in complete sentences.
What is this? Is this your screwdriver?
Is this their toolbox? Is this our ladder?
Are these his nails? Are these my pliers?
Complete the following with a logical answer.
I work with tools and machines in a _____ (workshop)
In the workshop I work at a _____ (workbench)
I store my small tools in a _____ (toolbox)
A _____ is used to grip a nut or bolt. (wrench)
A _____ is a tool used to turn screws. (screwdriver)
A _____ pounds nails. (hammer)
A _____ is pounded into two pieces of wood to fasten it. (nail)
An _____ is a tool with a blade or disk which cuts wood. (electric saw)
A _____ is a hand-held tool with a blade. (saw)

Activities

- Play "What am I?"
- Change the completion statements in Teaching Suggestions number 3 to true-and-false statements. If the answer is false, ask the student for the correct answer.
- On the chalkboard scramble the letters of the vocabulary items. Have a contest to see which student can unscramble them first. Direct the students to write the correct word on the line provided. (mmhrae — hammer)
- What do you do with a hammer? A pliers? A wrench? Continue with all the vocabulary items.
- Do you know anyone who has a workshop? Who? What do they do in their workshop? Which items would a plumber use? A carpenter? A painter?
- What materials are the tools made of? (hammer — wooden handle, metal)
- Who would use a toolbox in his/her job or occupation?
- Have you ever used any of these tools? What for?
- Are any of these tools dangerous? Why or how?
- You are a ladder. Describe the people who use you and what they do.

- You have just invented a new tool. What is it? What is it used for? Who would use it? When? How?
- You are a nail about to be pounded into a piece of wood. What would you say to the hammer to try to stop this?

25. Gardening

Vocabulary

English	Spanish	French	Italian	German	Russian	Vietnamese
rake	rastro	râteau	rastrello	Harke	грабли	bở cào
shovel	pala	pelle	pala	Schaufel	лопата	xăng
hose	manguera	tuyau d'arrosage	tubo di gomma	Schlauch	шланг	ống dẫn nước
sprinkler	rociadera automática	arroseur	innaffiatrice automatica	Rasensprenger	брызгалка	cái tưới nước
sprinkling can	envase para rociar	arrosoir	innaffiatore	Giesskanne	лейка	binh tưới nước
wheelbarrow	carretilla	brouette	carriola	Schubkarren	тачка	xe cút kít
hoe	azada	sarcloir	zappa	Hacke	мотыга	cuốc
lawn, grass	césped, hierba	pelouse, le gazon	prato rasato, erba	Rasen	лужайка	luồng cỏ, cỏ
lawnmower	cortadora de césped	tondeuse à gazon	falciatrice per prati	Rasenmäschine	косилка	máy cắt cỏ
grass catcher	recogehierba	ramasse-herbe	raccolgitore dell'erba	Grasfänger	траворезка	máy hút cỏ
clippers	tijeras	tondeuse	tosatrici, forbici per tosare	Schere	щипцы	kéo cắt cỏ
trowel	paleta	déplantoir	paletta da giardiniera	Ausheber	лопátка	cái bay
seed	semilla	semences	seme	Saat	семя	hat
pot	tiesto	pot (de fleurs)	vaso	Topf	горшóк для цветóв	binh
houseplant	planta	plante	pianta da casa	Hauspflanze	домáшнее растение	cây cảnh
bush	arbusto	buisson	cespuglio	Busch	куст	bụi cây

Vocabulary Supplement

flowers and vegetables

Teaching Suggestions

- Point to the item and model the sentence for the students. Have them use the sentence to identify the pictures.
I have a rake. (shovel, hose, etc.).
Change the subject.
She (He, You, We, They) has (have) a rake. (shovel, hose, etc.).
Change the tense.
I (You, She, He, We, They) had (will have) a rake. (shovel, hose, etc.).
- Point to a picture and ask the following questions. Direct the students to answer in complete sentences.
What do you have? What does she have?
What do we have? What does he have?
What do they have? Does she have a rake? Does he have a shovel? Do we have a lawnmower? Do we have a pot? Did he have a trowel? Did you have a wheelbarrow? Did they have a hoe? Will you have a houseplant? Will we have a lawn?
- Complete the following with a logical answer.
I gather leaves with a _____. (rake)
I dig holes with a _____. (shovel)
A _____ carries water to the garden. (hose)
A _____ spreads water on a lawn or garden. (sprinkler)

Activities

- Play Bingo. Read the completion statements from Teaching Suggestions number 3 as clues; the players cover up or draw an X through the answers. To determine one winner, ask the player to spell the word or to give a definition.
- Play "What am I?"
- Change the completion statements from Teaching Suggestions number 3 to question form. Direct the students to write the answer on the line provided.
- What is a rake (shovel, hose, etc.) used for?
- Do you have any of these vocabulary items? Where do you keep them? What do you use them for?
- Do you have any houseplants? What kind? How do you care for them?
- Do you have a flower or vegetable garden? Where is it? What do you grow? How do you care for it? When do you plant the seeds?
- You want the job of caring for a neighbor's lawn and garden. Convince the neighbor you will do the best job of all those applying. Try to use as many vocabulary items as you can in your sales presentation.
- If you had a garden plot and could grow anything you wanted, what flowers and/or vegetables would you grow? Why?
- Where could you buy a rake? (shovel, hose, etc.)
- Do you think you or your family could save any money if you grew your own vegetables? What would you do over the winter?
- You are a seed. Explain to the person who is going to plant you what you need to grow.

26. Sports Equipment

Vocabulary

English	Spanish	French	Italian	German	Russian	Vietnamese
soccer ball	balón	ballon	palla	Fussball	футбольный мяч	bóng tròn
football	fútbol americano	football américain	pallone	Fussball	мяч	túc cầu Mỹ
baseball mitt	manopla de béisbol	gant de base-ball	guanto da baseball	Baseballhand-schuh	бейсбольная перчатка	găng tay dã cầu
tennis racket and ball	raqueta y pelota de tenis	raquette, balle de tennis	racchetta da tennis e palla	Tennisschläger, Tennissball	тенисная ракетка и мячик	vợt và bóng ten nit
running shoes	zapatos de deporte	chaussures de sport	scarpe da corsa	Laufschuhe	спортивные туфли	giày chạy
golf clubs, ball	palos y pelota de golf	crosse, balle de golf	circolo del golf, palla	Golfschläger, -ball	клубки для гольфа, мяч	gậy, banh đánh gôn
hockey stick, puck	palo y disco de hockey	crosse de hockey, palet	mazza da hockey, disco di gomma	Hockeyschläger, Eishockeyscheibe	клюшка, шайба	gậy, đĩa hockey
ice skates	patines (sobre hielo)	patins à glace	pattini da ghiaccio	Schlittschuhe	коньки	giày trượt trên nước đá
roller skates	patines de ruedas	patins à roulettes	pattini a rotelle	Rollschuhe	ролики	giày trượt băng có bánh xe
basketball and hoop	baloncesto y aro	basket-ball, panier	pallacanestro, cesto	Basketball und Korb	баскетбольный мяч и кольцо	vợt, banh bóng bàn
ping pong paddle, ball	raqueta y pelota de tenis de mesa	raquette, balle de ping pong	racchetta, palla da ping-pong	Tischtennisschläger, Tischtennisball	ракетка для шинг-понга и шарик	giày trượt băng có bóng gỗ và rô
bowling ball, pin	bola y clavijas	boule, quille	palla da bocce, birillo	Bowlingball, Kegel	бильярдный шарик	banh, chai chơi lăn banh
boxing gloves	manoplas de boxeo	gants de boxe	guanti da pugilato	Boxhandschuhe	боксерские перчатки	găng đánh quyền anh
skis	esquíes	skis	sci	Skier	лыжи	giày trượt tuyết
fishing rod	caña de pescar	canne à pêche	canna da pesca	die Angelrute	удочка	cần câu
hiking boots,	botas de montaña,	chaussures de	scarponi da	Wanderstiefel,	обувь для горного спорта, рюкзак	giày đi bộ, túi đeo lưng
backpack	paquete	marCHE, sac à dos	montagna, zaino	Rucksack		

Vocabulary Supplement

places where sports are played

Teaching Suggestions

- Point to the item and model the sentence.
I have a baseball. (football, etc.)
Change the subject; then change the tense.
- Point to a picture and ask questions like these.
What do you have? What does she have?
- Complete the following with a logical answer.
A _____ is a round ball which the players kick or hit with their head. (soccer ball)
A _____ is an oval-shaped ball. (football)
A _____ is used to catch a baseball. (baseball mit)
Tennis is played with a _____ and _____ (racket, ball)
_____ are shoes which are made of rubber and canvas. (running shoes)
Golf is played with _____ and a _____. (clubs, ball)
A hockey player hits the _____ with the _____ (puck, stick)

Activities

- Play "What am I?"
 - On the chalkboard scramble the letters of the vocabulary items and direct the students to unscramble them and write the correct word on the line provided.
 - Do you have any of this sports equipment? Which? Where do you keep it (them)?
 - Do you like to watch sports activities? Where? Which sports?
 - Where is baseball played? Football? Tennis? Golf? Hockey? Bowling?
 - Which sports are played indoors? Outdoors? Which can be played in either place?
 - Which sports are played in the summer? In the winter? Either season?
 - Is any other equipment or special clothing needed to play football? Baseball? Hockey? To box? To ski? To ice skate? To roller skate?
- Choose a sport and explain the rules to the class.
 - Do you participate in any of these sports? Which? Why?
 - Are any of these sports dangerous? Under what conditions? Have you ever been hurt playing a sport?
 - You have just thought of a new sport. What is it called? How many players is it for? Where is it played?
 - Which are team sports? How many members are on the team?
 - Do you think the life of a professional sports-person is an easy or glamorous life? Why or why not?

27. Infants

Vocabulary

English	Spanish	French	Italian	German	Russian	Vietnamese
baby, infant	bebé	bébé	bambino, neonato	Kind, Baby	малыш, ребёнок	trẻ sơ sinh
diaper	pañal	couche	pañolino	Windel	пелёнка	tã lót
crib	cuna	lit, berceau	lettino	Kinderbett	детская кроватка	nôi
baby bottle	biberón	biberon	biberon	Milchflasche	рожок	bình sữa bú
nipple	pezón	tétine	tettarella	Sauger	соска	núm vú
baby food	comida de bebé	nourriture pour bébés	la pappa	Kinderspeise	пища для грудных детей	thức ăn con nít
carriage, buggy	cochecito	voiture d'enfant	carrozzino per bambini	Kinderwagen	детская коляска	xe con nít
stroller	silla	poussette	carrozzino scoperto	(Kinder)Sportwagen	lэгия коляска	xe đăy
car seat	asiento infantil para el coche	siège de voiture pour enfant	sedia da sicurezza per bambini	Kindersitz	сиденье в коляске	ghê em bé ngồi đí xe
rattle	sonajero	hochet	sonaglino	Kinderklapper	погремушка	đồ chơi phát âm
high chair	trono	chaise haute	seggiolone	Kinderstuhl	высокий стул	ghê em bé ngồi ăn
cradle	cuna	berceau	culla	Wiege	колыбель	nôi
playpen	parque infantil	parc (pour enfants)	recinto per bambini	Laufgitter	детский манеж	cũi con nít
bib	babero	baveçte	bavaglino	Lätzchen	детский нагрудник	uêm, xâu con nít
teething ring, pacifier	chupete	sucette, tétine	succhiotto	Zahnring, Schnuller	выпрямитель для зубов	vành để gặm của con nít
safety pin	alfiler de seguridad	épingle de sûreté	spilla	Sicherheitsnadel	булавка	kim găm
Vocabulary Supplement	care of a baby					

Teaching Suggestions

- Point to the item and model the sentence for the students. Have them use the sentence to identify the pictures.
That is a baby. (diaper, crib, etc.)
Change to the plural.
Those are babies. (diapers, cribs, etc.)
Add an appropriate adjective.
This is a small baby. (white diaper, small crib, etc.)
- Point to a picture and ask the following questions. Direct the students to answer in complete sentences.
What is that? What are these? Is that a cradle? Are those safety pins? Is the baby food warm? Is the high chair green? Is the playpen big? Is the bib clean? Are the rattles yellow?
3. Complete the following with a logical answer.
A recently born person is a _____. (baby)
A _____ is a folded cloth or other material put on a baby's bottom. (diaper)
A baby bed with high sides is a _____. (crib)
A baby drinks from a _____. (baby bottle)
A _____ is a rubber cap on top of a baby bottle. (nipple)

Activities

- Play Bingo. Read the completion statements from Teaching Suggestions number 3 as clues; the players cover up or draw an X through the answer. To determine one winner, ask the player to give a definition of the word or to use it in a sentence.
 - Change the completion statements from Teaching Suggestions number 3 to question form. Direct the students to write the answer on the line provided.
 - Do you like babies? Why or why not?
 - What do babies do? (cry, eat, sleep, play, etc.)
 - What is a crib (carriage, high chair, etc.) used for?
 - Where can you buy diapers? Baby food? A high chair? Continue with all the vocabulary items.
 - Have you ever cared for a baby? Whose baby was it? What did you do?
 - Try to explain to a baby the proper way to eat.
 - You are walking a baby in a stroller. Explain to the baby the following: the sky, birds, cars, horns honking, trees, flowers.
- Do you think babies should be born knowing how to talk?
 - Describe a typical day in the life of a baby. Try to use all the vocabulary items.
 - You have just invented the safety pin. Convince a mother it is useful and will not hurt her baby.
 - Do you think car seats for babies should be required by law?

28. Leisure Activities

Vocabulary

English	Spanish	French	Italian	German	Russian	Vietnamese
dance	baile	danse	danza, ballo	Tanz	танец	kiêu vũ
concert	concierto	concert	concerto	Konzert	концерт	hòa nhạc
movie	película	film	film	Film	кино	chiếu bóng
sporting event	espectáculo deportivo	épreuves sportives	evento sportivo	Sport	спортивное состязание	trận đấu thể thao
theater	teatro	théâtre	teatro	Theater	театр	rap hát
television	televisión	télévision	televisione	Fernsehen	телевидение	truyền hình, tivi
video game	juego electrónico	jeu vidéo	gioco televisivo	Videospiel	телеигра	trò chơi truyền hình
party	fiesta	soirée	fiesta	Party	пригласительная встреча	cuộc họp mặt
carnival, fair	carnaval	carnaval, foire	carnevale, fiera	Jahrmakrt	карнавал, ярмарка	hội chợ
picnic	picnic, excursion al campo	pique-nique	scampagnata, picnic	Picknick	пикник	picnic, cuộc ăn chơi ngoài trời
cards	cartas	cartes	carte da gioco	Karten	карты	bài tây (bridge, xì phé)
chess	ajedrez	jeu d'échecs	scacchi	Schach	шахматы	trò đánh cờ
checkers	damas	jeu de dames	dama	Dame	шашки	cờ đăm
crossword, jigsaw puzzle	crucigrama, rompecabezas	mots croisés, puzzle	parole crociate, rompicapo	Kreuzworträtsel, Zusammensetzspiel	кроссворд, головоломка	ô chữ
toys	juguets	jouets	giocattoli	Spielzeug	игрушки	đồ chơi
exercise	ejercicios	exercice	esercizio	Gymnastik, Bewegung	упражнение	thể dục

Vocabulary Supplement related activities

Teaching Suggestions

- Point to the item and model the sentence for the students. Have them use the sentence to identify the pictures.
 I am going to a dance. (concert, etc.)
 I am going to play cards. (chess, etc.)
 Change the subject.
 You (He) are (is) going to a dance. (party, etc.)
 You (He) are (is) going to play cards. (party, etc.)
 Change the tense.
 I was (will be) going to a dance. (party, etc.)
 I was (will be) playing cards.
- Point to a picture and ask the following questions. Direct the students to answer in complete sentences.
 Where are you going? Where is she going? Where are they going? What are you going to play? What are we going to play? What is she going to play? Where will they be going? Where will I be going? Will he be playing chess? Will they be playing checkers?
 Complete the following with a logical answer.
 Two people move to the rhythm of music at a _____ . (dance)

Activities

- Change the completion statements from Teaching Suggestions number 3 to question form. Direct the students to write the answer on the line provided.
 2. Play "Add-ons."
 Teacher: I am going to a dance.
 Student 1: I am going to a dance and a concert.
 Student 2: I am going to a dance and a concert, and tomorrow I am going to a movie.
 Continue with all the vocabulary items.
- Do you play any card games? Which? What are the rules? How many players can play?
- Do you know how to play chess? Checkers? Do you like to play?
- Have you ever been on a picnic? Where did you have it? What did you eat?
- What is your favorite movie? Who are the stars? What is the plot?
- Where would you attend a dance? Concert? Play cards?
- Draw a circle around the activities you can do alone. Draw an X through the activities for which you need another person.

- Which of these activities can be enjoyed outdoors? Indoors? Either place?
- Choose one activity in which you have participated and describe it to the class.
- In your opinion, is exercising a relaxing activity?
- You are planning a surprise party. Whom is it for? When? Where? For what occasion? Whom are you inviting? Are you going to decorate? Are you going to serve any food?
- Do you enjoy some other activity during your leisure time? Which one?
- Which of the pictured activities would you like to see eliminated? Why?
- Have you ever played a video game? Where? Which one?

29. Feelings

Vocabulary

English	Spanish	French	Italian	German	Russian	Vietnamese
happy	feliz	heureux, heureuse	felice	froh	счастливый	vui sướng
sad	triste	triste	triste	traurig	грустный	buồn
tired, sleepy	cansado, tener sueño	fatigué, -e	stanco, assonnato	müde, schläfrig	усталый, сонный	mệt, buồn ngủ
thirsty	tener sed	avoir soif	assetato	durstig	испытывать жажду	khát
hungry	tener hambre	avoir froid	affamato	hungrig	голодный	đói
cold	tener frío	avoir froid	freddo	kalt	холодно	lạnh
hot, warm	tener calor	avoir chaud	bollente, caldo	heiss, warm	жарко	nóng, ấm
sick	enfermo	malade	ammalato	krank	больной	bệnh
well, fine	bien	bien, en bonne santé	bene	gesund	хорошо, прекрасно	khỏe, mạnh
hurt	dañado, lesionado	blessé, -e	male	gekränkt, verletzt	раненый	đau
afraid, frightened	tener miedo	avoir peur	paura, impaurito	bange	боящийся, испуганный	sợ, hãi
angry	enojado	fâché -e, en colère	arrabbiato	ärgerlich, böse	злой	giận
surprised	sorprendido	étonné, -e	sorpreso	überrascht	удивленный	ngạc nhiên
shy	tímido	timide	timido	scheu	застенчивый	mắc cỡ
worried	preocupado	inquiet, inquiète	preoccupato	beunruhigt	обеспокоенный	lo
bored	aburrido	ennuyé, -e	annoiato	gelangweilt	скуучающий	chán

Vocabulary Supplement

noun forms of "feeling" adjectives

Teaching Suggestions

- Point to the item and model the sentence for the students. Have them use the sentence to identify the pictures.

I am happy. (sad, tired, etc.)

Change the subject.

He (You, She, We, They) is (are) happy.

(sad, tired, etc.)

Change the tense.

I (You, She, He, We, They) was (were, will

be) happy. (sad, tired, etc.)

- Point to a picture and ask the following questions. Direct the students to answer in complete sentences.

Are you happy? Is he sad? Are they

tired? Is she thirsty? Are we hungry?

Were you cold? Was he warm?

Were we sick? Were they well? Will

you be hurt? Will he be afraid? Will

they be angry? Will I be surprised?

Will we be worried?

3. Complete the following with a logical answer.

When I smile I am _____ . (happy)

I am _____ when I cry. (sad)

I am _____ when I need sleep. (tired)

I am _____ if I need something to drink.

(thirsty)

I am _____ when I want to eat something.

(hungry)

In the winter I feel _____ . (cold)

Activities

- Change the completion statements from Teaching Suggestions number 3 to true and false. Direct the students to write the correct answer on the line provided if the answer is false.
 - Have the students take turns pantomiming the feelings. The other students can guess which feeling they are expressing.
 - Give antonyms for the feelings.
 - Give synonyms for the feelings.
 - What makes you happy? (sad, tired, thirsty, etc.)
 - You are a robot. Tell us the advantages and disadvantages of not having any feelings.
 - Describe your happiest day (your saddest day), either real or imaginary.
 - What do you do when you are sick? (tired, bored, hurt, afraid, etc.)
 - Make up a movie plot in which your star experiences all these feelings.
 - Which feeling would you eliminate? Why?
 - Is there a song or piece of music which makes you feel happy or sad?
 - Happy? Sad? Afraid? Worried? (tired — sluggish, droopy; try to elicit more adjectives)

30. Antonyms

Vocabulary

English	Spanish	French	Italian	German	Russian	Vietnamese
big	grande	grand, -e	grande	gross	большой	lớn
little	pequeño	petit, -e	piccolo	klein	маленький	nhỏ
tall	alto	grand, -e	alto	gross	высокий	cao
short	bajo	petit, -e	basso	klein	низкий	thấp
happy	feliz	heureux, heureuse	felice	glücklich	счастливы	vui
sad	triste	triste	triste	traurig	грустный	buồn
fast	rápido	rapide	veloce	schnell	быстрый	nhANH
slow	despacio	lent, -e	lento	langsam	медленный	chậm
wide	ancho	large	largo	breit	широкий	rộng
narrow	estrecho	étroit, -e	stretto	eng	узкий	hẹp
hot	caliente	chaude, -e	caldo	heiss	тёплый	nóng
cold	frio	froid, -e	freddo	kalt	холодный	lạnh
strong	fuerte	fort, -e	forte	stark	сильный	mạnh
weak	débil	faible	debole	nach oben	слабый	yếu
up	arriba	en haut	sopra	nach unten	вверх	trên
down	abajo	en bas	sotto		вниз	dưới

Vocabulary Supplement

objects depicting the antonyms

Teaching Suggestions

- Point to the item and model the sentence for the students. Have them use the sentence to identify the pictures.
 - The mouse is little.
 - The boy is short.
 - The girl is sad.
 - The turtle is slow.
 - The chair is narrow.
 - The ice is cold.
 - The man is weak.
 - The stairs go down.
- Point to a picture and ask the following questions. Direct the students to answer in complete sentences.
 - What is big? Who is strong? Where is the narrow road? What is hot?
 - Who is sad? Where do the stairs go?
 - Who is happy? Who is short? What is cold?
- Complete the following with a logical answer.
 - Huge is the same as _____ . (big)
 - Small is the same as _____ . (little)
 - Having great height is the same as being _____ . (tall)
 - Having little height is the same as being _____ . (short)
 - Having great pleasure is the same as being _____ . (happy)
 - Being unhappy is the same as being _____ . (sad)

Activities

- Play Bingo. Read the completion statements from Teaching Suggestions number 3 as clues; the players cover up or draw an X through the answers. To determine one winner, ask the player to give a synonym or another antonym for the words.
 - Change the completion statements from Teaching Suggestions number 3 to question form. Direct the students to write the answer on the line provided.
- Play "Add-ons."
 - Teacher: I see a big elephant.
 - Student 1: I see a big elephant and a small fly.
 - Student 2: I see a big elephant and a small fly on a tall boy.
- Continue with all the vocabulary items.
- What are some additional objects which could depict the eight pairs of antonyms?
- Give synonyms for the antonyms: (fast — speedy; slow — sluggish, etc.)
- Have a contest to see which student or group of students can list the most additional antonyms.
- Have each student pick one pair of antonyms and tell why it is better to be one of them rather than the other. For example, it is better to be happy than sad because you will have more friends, you will live longer, etc. Have students do the same with the new list of antonyms which they made up in number 6 above.

31. Emergencies

Vocabulary

English	Spanish	French	Italian	German	Russian	Vietnamese
fire, burn	incendio, quemadura	incendie, feu	fuoco, bruciatura	Feuer, brennen	огонь, ожог	cháy, bỏng
car accident	accidente de automóvil	accident de voiture	incidente automobilistico	Autounfall	автомобильная авария	tai nạn xe hơi
pedestrian (hit-run) accident	accidente de peatón	piéton blessé par une voiture	investimento	Fahrerflucht	дорожное происшествие	tai nạn đụng người đi bộ (cán người đi bộ chạy)
bike accident	accidente de bicicleta	accident de bicyclette	incidente con la bicicletta	Radunfall	велосипедная авария	tai nạn xe đạp
drowning	ahogo	noyade	annegato	Ertrinken	гибель на воде	sự chết đuối
robbery, mugging	robo	vol, agression	furto	Raub	грабёж, кража	cướp, đánh trộm
fall	caerse	chute	caduta	Sturz	падёние	ngã, té
choking	atragantamiento	étouffement	soffocazione	Ersticken	удушьё	ngộp thở
plane crash	estallido de avión	accident d'avion	incidente aereo	Flugzeugabsturz	авиакатастрофа, катастрофа	tai nạn máy bay
tornado, hurricane	tornado, huracán	tornado, ouragan	ciclone, uragano	Wirbelsturm	буря, вихрь, ураган	bão lốc, phong ba
explosion	explosión	explosion	explosione	Knall	взрыв	nổ
heart attack	ataque de corazón	crise cardiaque	attacco cardiaco	Herzschlag	сердечный приступ	đứng tim (ngưng đập)
gun shot	disparo (de pistola)	coup de feu	colpo di arma da fuoco	Schuss	выстрел из пистолёта	bi bắn
cut	corte, lesión	blesure, coupure	taglio	Schnittwunde	порез	bi đứt
flood	inundación	inondation	alluvione	Hochwasser	наводнение	lụt
knocked out, unconscious	inconsciente	assommé, -e, inconscient, -e	privo di sensi, inconscio	bewusstlos, ohnmächtig	сбитый с ног, потерявший сознание	ngất

Vocabulary Supplement related situations

Teaching Suggestions

- Point to the item and model the sentence for the students. Have them use the sentence to identify the pictures.
This is a fire. (car accident, etc.)
Change the demonstrative; change to the plural.
- Point to a picture and ask the following questions. Direct the students to answer in complete sentences.
What is (are) this/those? Is this a plane crash? Is that a flood?
A burning house is on _____. (fire)
When two cars collide there is a _____. (car accident)
When a car hits a person walking there is a _____. (pedestrian accident)
When a person falls off a bicycle there is a _____. (bicycle accident)
When a person cannot breathe in water there is a _____. (drowning)
When one person steals something from another there is a _____. (robbery)

Activities

- Play Bingo. Read the completion statements from Teaching Suggestions number 3 as clues; the players cover up or draw an X through the answers. To determine one winner, ask the players to spell the words or to use them in a sentence.
- Scramble the letters of the vocabulary items on the chalkboard. Have the students write the correct words on the line provided. (gnurwdoi — drowning)
- Do you know any first aid? Have you ever taken such a course? Where can you take a first aid course?
- Have you ever been in a car accident? What happened? Where? When? Was anyone hurt? Did the police come? Was an insurance claim filed?
- What would you do if you saw a pedestrian accident? A bicycle accident? A drowning? Someone who has fallen from a ladder?

- Divide the class into groups of two. Assign each group an emergency. Direct the groups to prepare a phone call to the proper authorities to report the emergency.
- Describe the feeling you think a person would have whose home is on fire, a person sighting a tornado, a person falling from a ladder, and a person cutting a finger on a knife.
- Besides a flood and hurricane, what are some other natural disasters? (earthquake, drought, avalanche, etc.)
- Do you know anyone who has been a victim of one of these emergencies? Which one? What happened?
- How do you think you would react in an emergency?

32. Sewing and Hand Crafts

Vocabulary

English	Spanish	French	Italian	German	Russian	Vietnamese
needle	aguja	aiguille	ago	Nadel	игóлка	kim đan
thread	hilo	fil	filo	Faden	нítка	chí
straight pins	alfileres	épingles	spillo	Stecknadel	буdьлвки	kim may thàng
thimble	dédal	dé à coudre	ditale	Fingerhut	напéрсток	đé khau
sewing machine	máquina de coser	machine à coudre	macchina da cucire	Nähmaschine	швéйнáя мáшина	máy may
pattern	patrón	patron	modello	Muster	мúстер	mẫu
material, fabric	tela	tissu	stoffa	Stoff	мáтериáл, ткáнь	vái
seam	costura	couture	cucitura	Naht	шóв	đư ởng may
pin cushion	alfiletero	pelote à épingles	cuscinetto per spilli	Nadelkissen	пóлушечкá для игóлок	đệm cấm kim
scissors, shears	tijeras	ciseaux	forbici	Schere	нóжницы	kéo, kéo lớn
knitting needles	agujas de malla	aiguille à tricoter	ferrí di calza	Stricknadeln	вязáльные спиdы	kim đan
crochet hook	gancho de crochete	crochet	uncinetto	Hákelnadel	вязáльный крúчок	kim móc
yarn	lana (hilo)	laine	filato	Garn	прjáжа	chí sủi
embroidery hoop	bastidor para bordar	tambour (de broderie)	telaio	Stickrahmen	пdльцы	vòng đé thêu
latch hook	gancho de aldabilla	crochet	gancio	Zungenadel	пdльцы с зáжímом	cái móc cài
rug canvas	lona de alfombra	canevas de tapis	canovaccio per tappeti	Kanevas	холст	vái bủ lám thám

Vocabulary Supplement additional sewing terms and crafts

Teaching Suggestions

- Point to the item and model the sentence for the students. Have them use the sentence to identify the pictures.
I have a needle. (thread, straight pins, etc.)
Change the subject.
She (He, You, We, They) has (have) a needle. (thread, straight pins, etc.)
Change the tense.
I (She, He, You, We, They) had (will have) a needle. (thread, straight pins, etc.)
Point to a picture and ask the following questions. Direct the students to answer in complete sentences.
What do you have? What does she have?
What will he have? Did you have a pattern? Will they have a sewing machine? Did we have a thimble?
- Complete the following with a logical answer.
A small, thin sewing device with a sharp point on one end and an eye on the other end is a _____ . (needle)
I put _____ through the eye of the needle. (thread)
- A short, straight piece of wire with a sharp point and a blunt end is a _____ . (straight pin)

Activities

- Change the completion statements from Teaching Suggestions number 3 to true-and-false statements. If the statement is false, ask the student to correct it by supplying the right answer.
Play "What am I?"
- Change the completion statements in Teaching Suggestions number 3 to question form. Direct the students to write the answer on the line provided.
Have you ever taken a sewing course in school? Which department offers the course?
- Where can you learn how to knit or crochet? Do you know how to sew? To knit? To crochet? To hook a rug? To embroider? Who taught you? If so, what have you made?
- Have you ever received a hand-made item as a gift? What was it? Who made it?
- Is sewing a practical skill to know? Why?
- Why do you think so many people, including men, enjoy handicrafts so much?
- What other crafts are there that are not pictured here?
- What is your hobby? Why did you choose it?
- Would you pay more or less for a hand-crafted item?











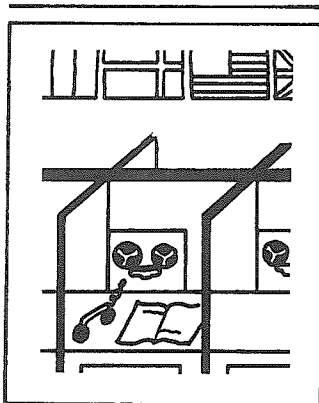
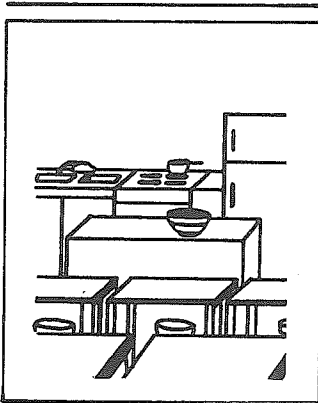




13. Is there a craft which is done only in your area of the country? (seashore — shell jewelry) Are there any American crafts? French crafts? Spanish crafts? Italian crafts? Russian crafts? What are they? How or why do you think these became popular with the people? Was it because there was a need for the objects made?

1. School

Name _____

Date _____

Teacher _____









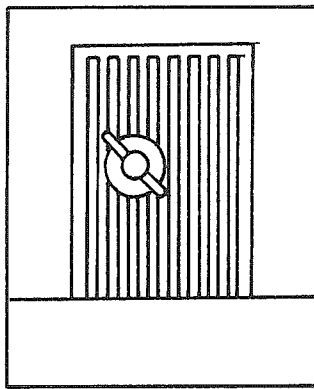
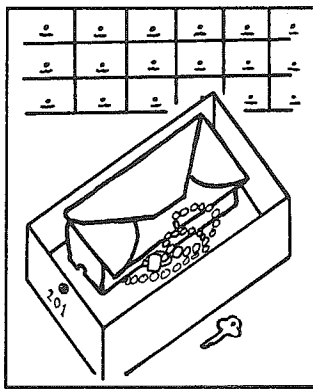
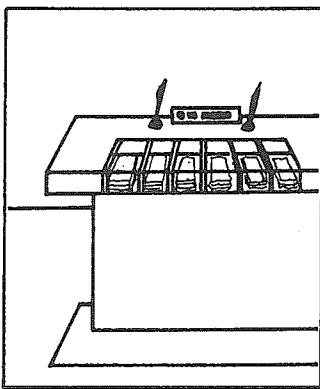





2. The Bank

Name _____

Date _____

Teacher _____


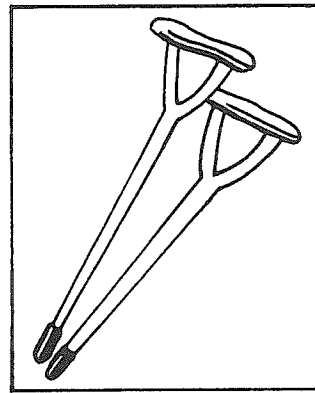
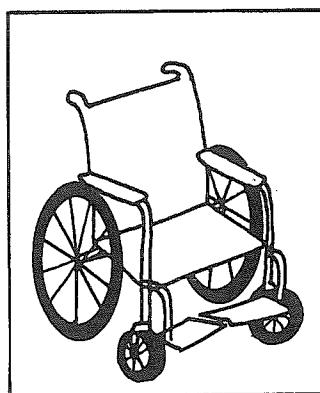

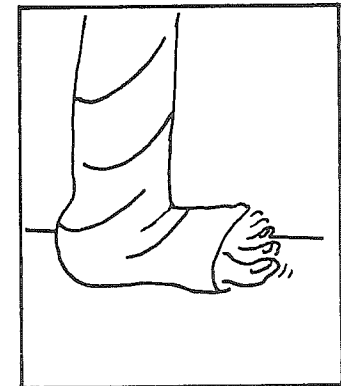
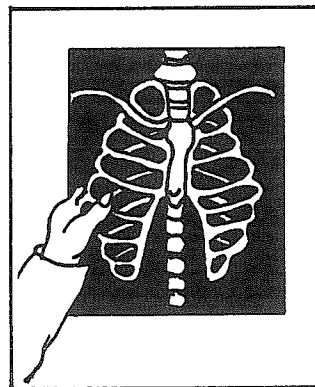
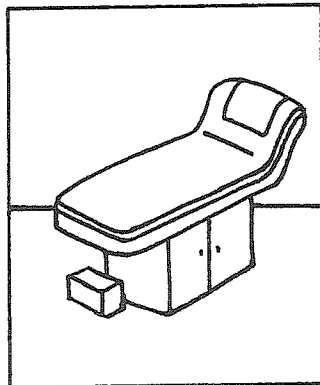

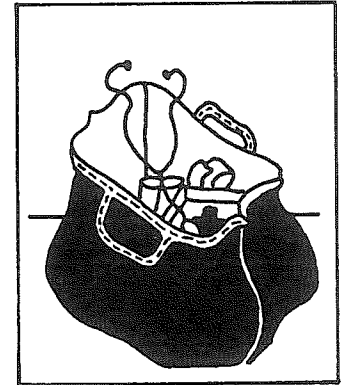
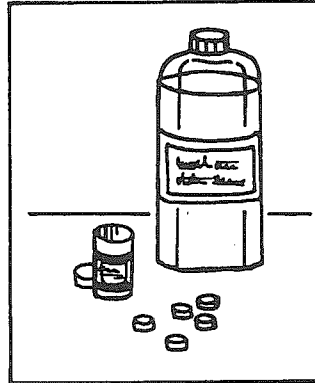
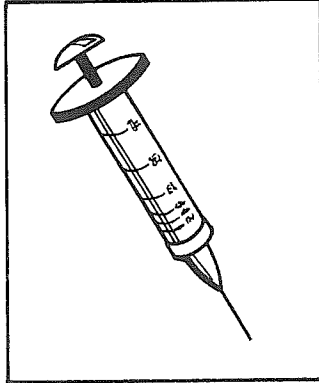
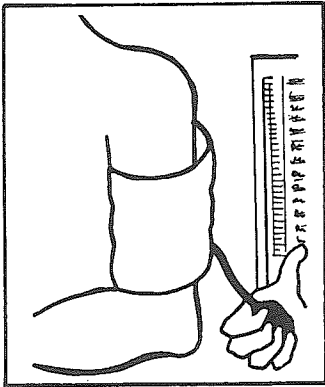
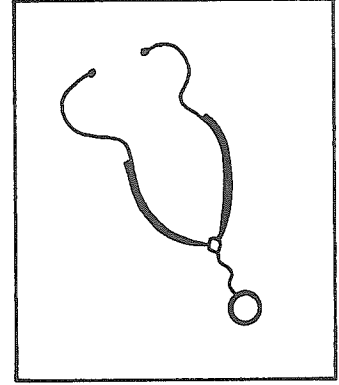
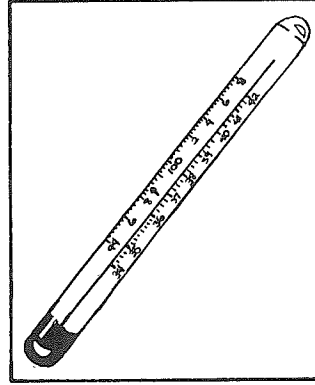


3. Doctor and Hospital

Name _____

Date _____

Teacher _____

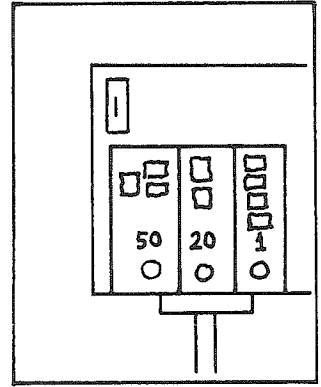




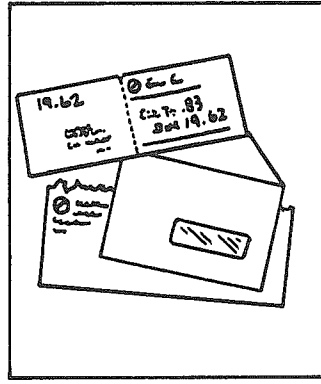




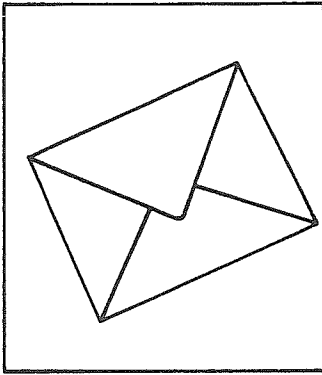


4. Post Office



Name _____

Date _____

Teacher _____



20	21	22	23
24	25	26	27
28	29	30	31
32	33	34	35
36	37	38	39
40	41	42	43
44	45	46	47
48	49	50	51
52	53	54	55


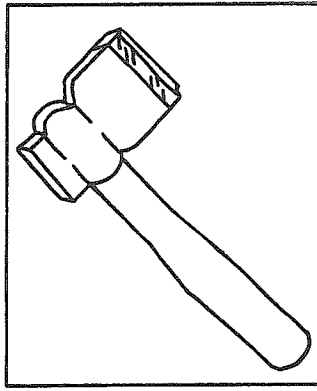
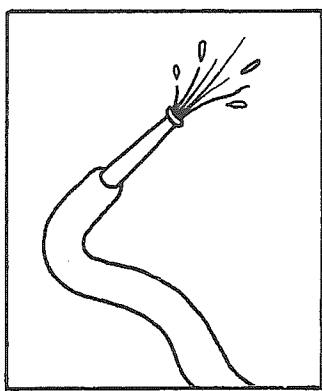






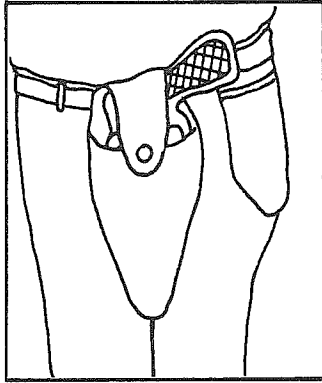

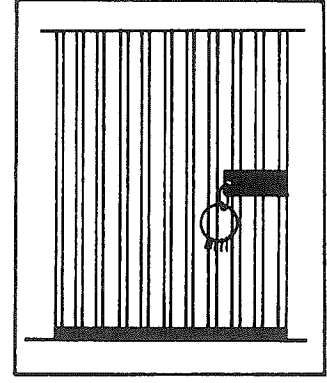





5. Police and Fire

Name _____

Date _____

Teacher _____


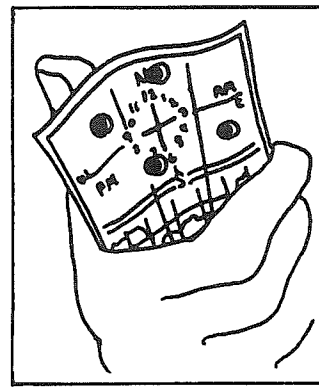
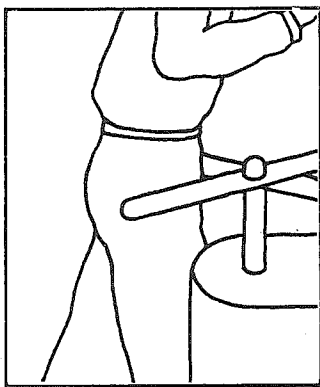
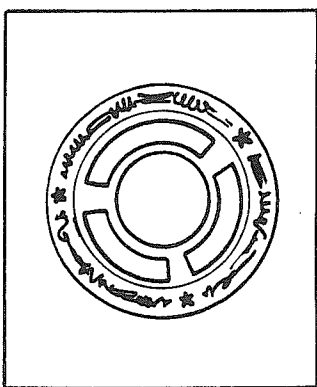
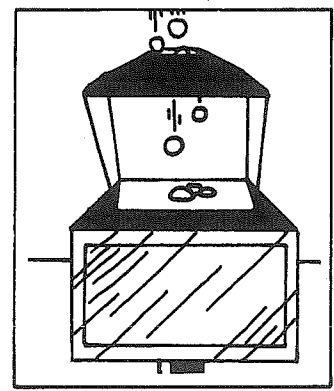











6. Mass Transportation

Name _____

Date _____

Teacher _____



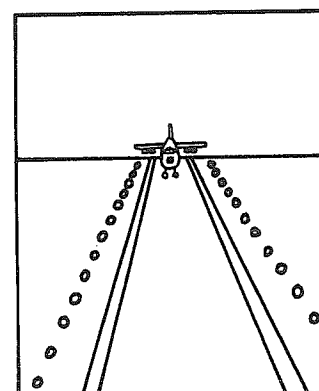
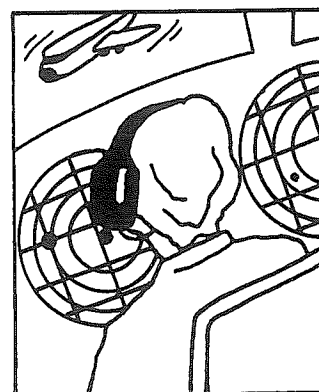


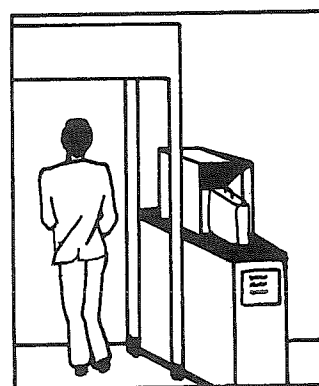

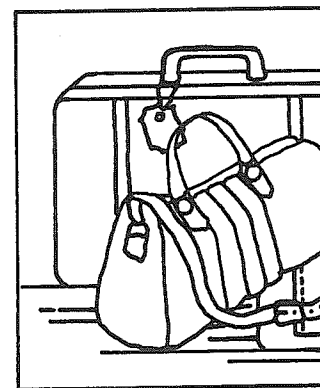


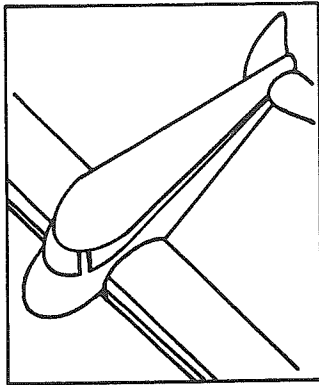



7. Airport

Name _____

Date _____

Teacher _____

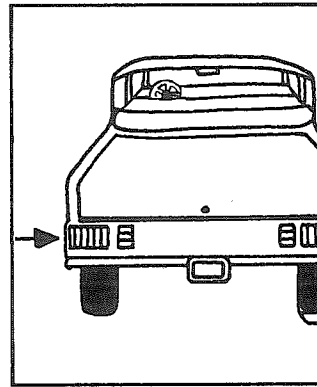







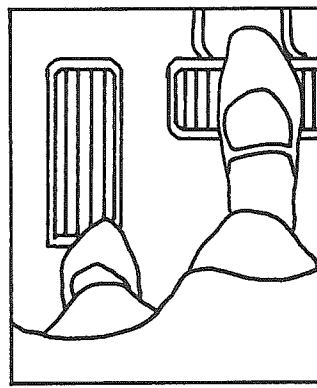
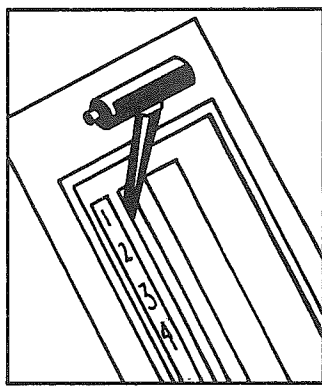

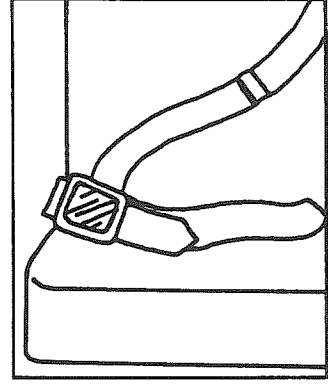
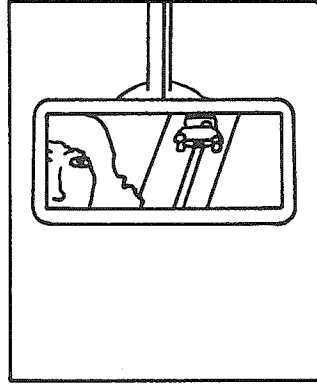

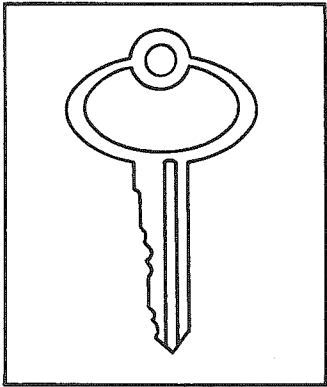


8. Car

Name _____

Date _____

Teacher _____




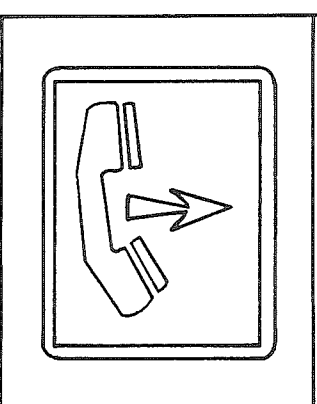







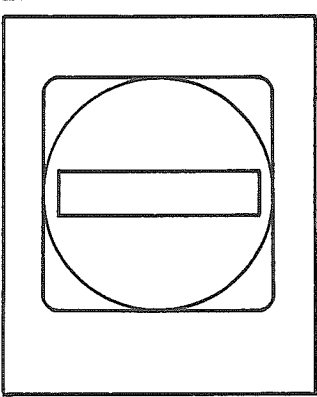


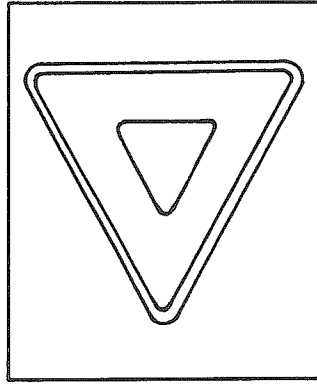
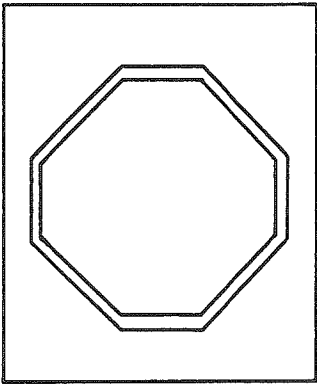


9. Road Signs

Name _____

Date _____

Teacher _____



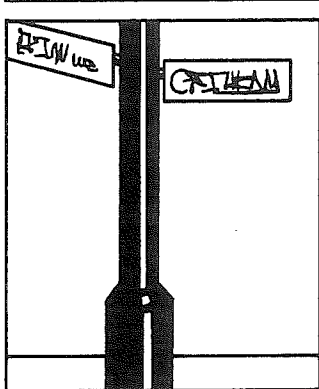

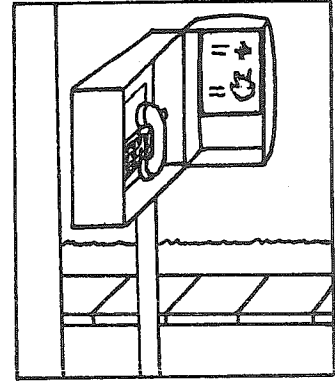



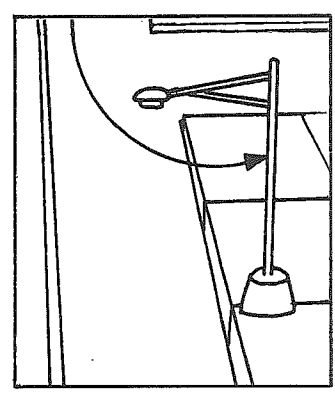
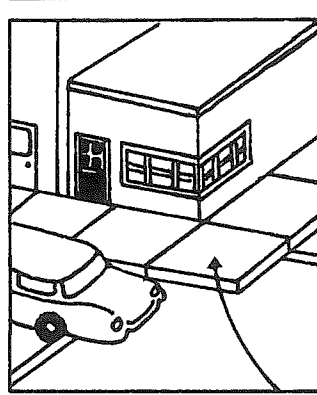

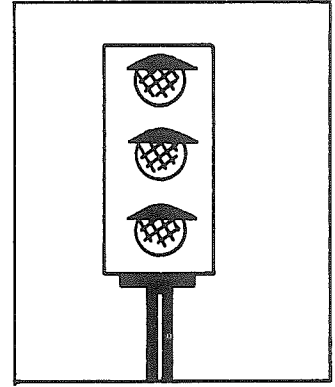

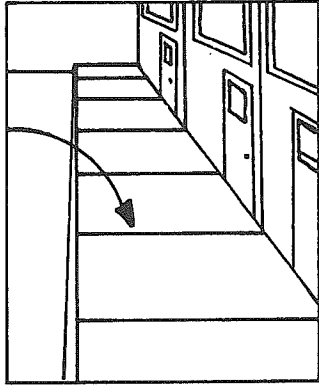



10. Street

Name _____

Date _____

Teacher _____



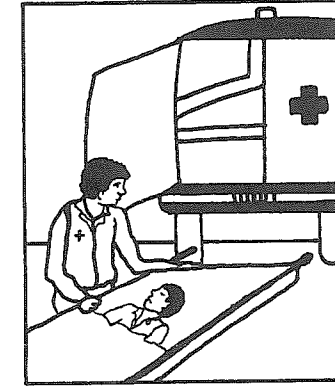







11. Occupations

Name _____

Date _____

Teacher _____



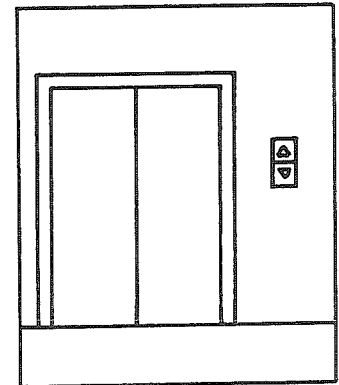



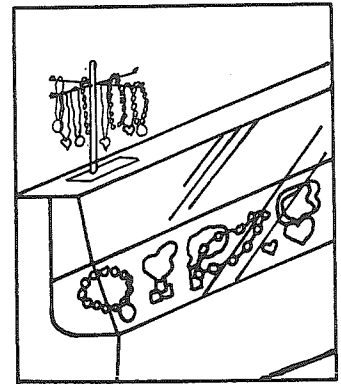



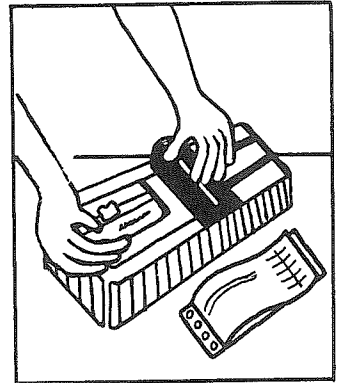





12. Shopping

Name _____

Date _____

Teacher _____

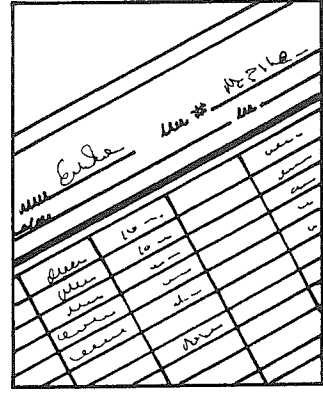


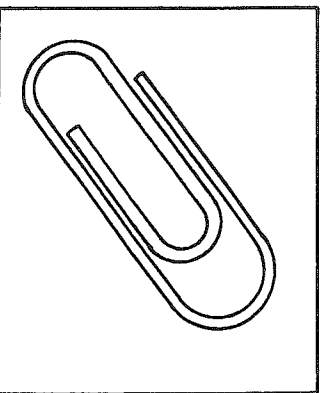
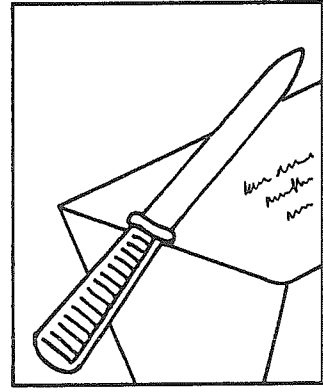
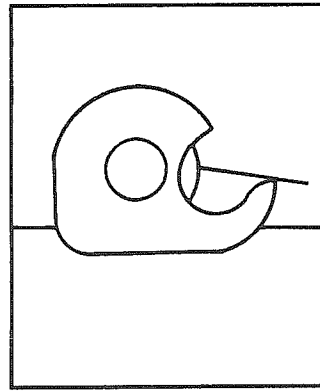
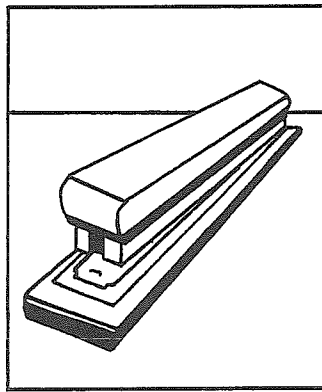

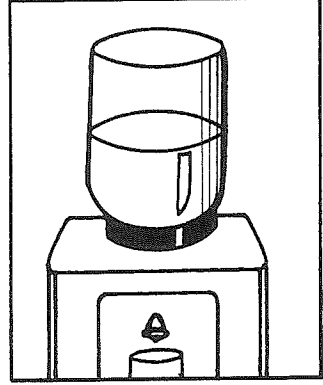
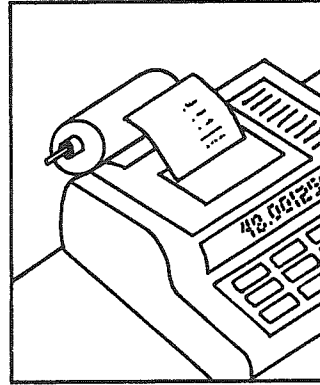



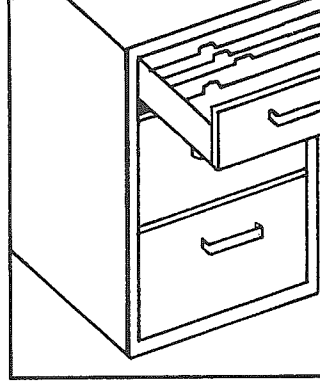




13. Office

Name _____

Date _____

Teacher _____

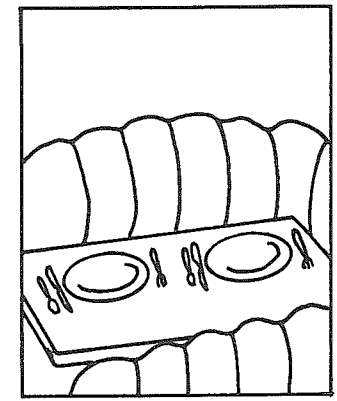



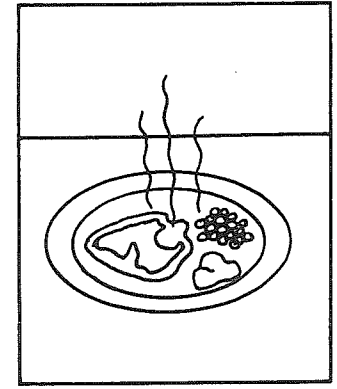


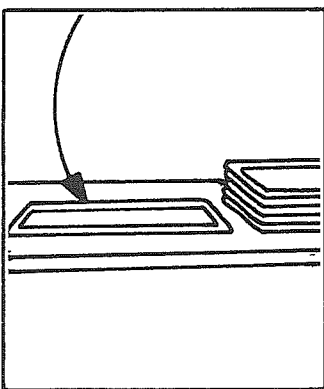






14. Restaurant

Name _____

Date _____

Teacher _____


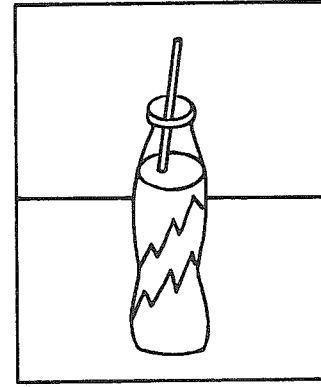




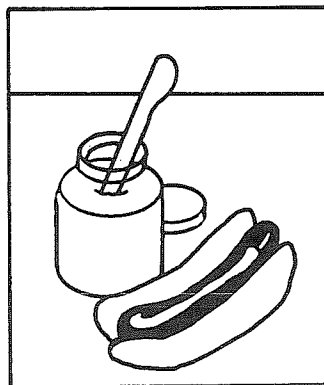

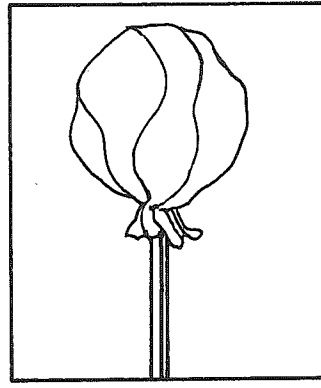
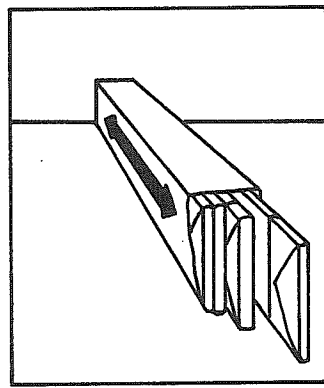
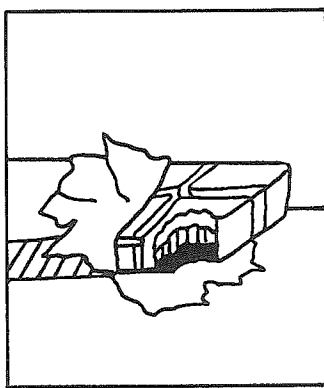

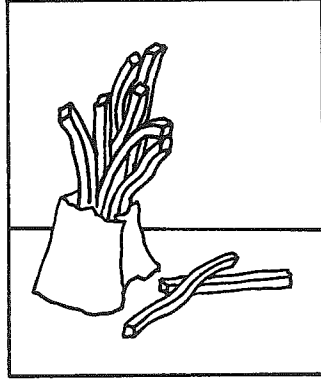
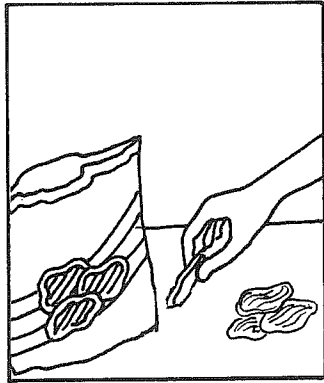
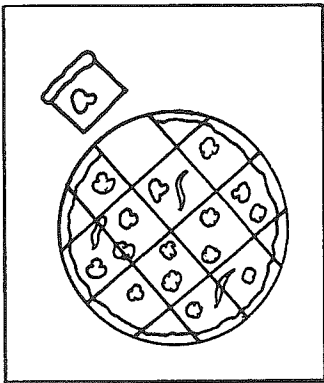


15. Food

Name _____

Date _____

Teacher _____

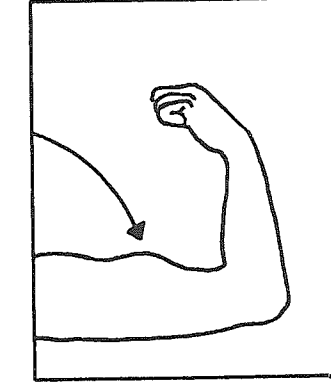
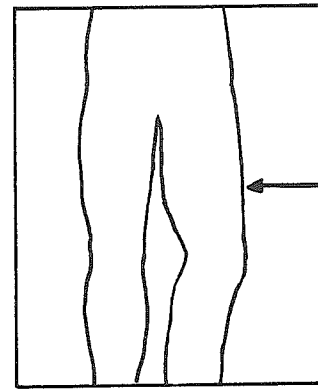
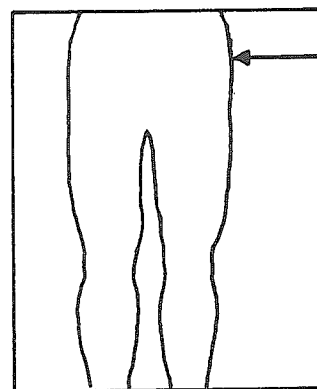
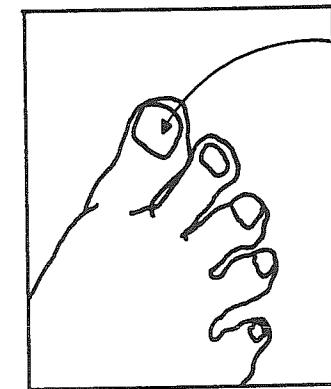

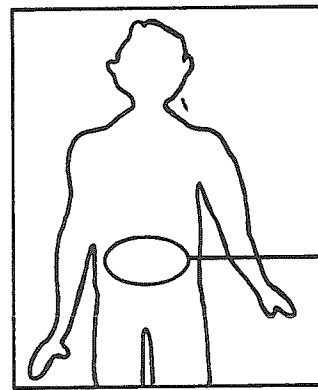
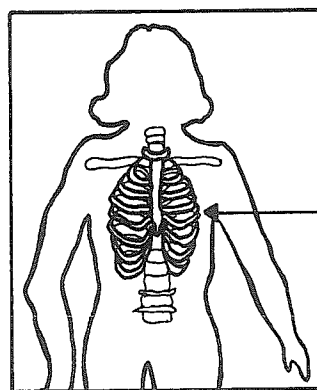
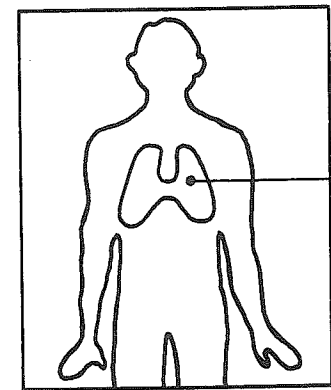
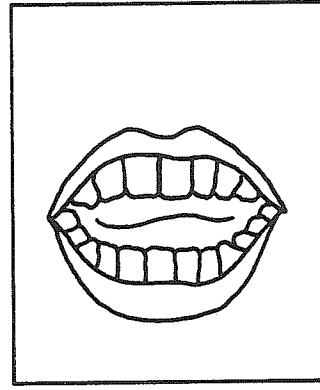
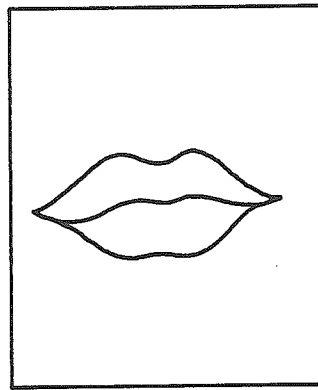
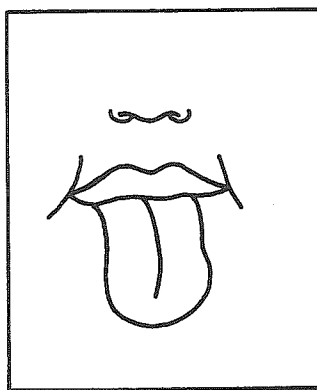
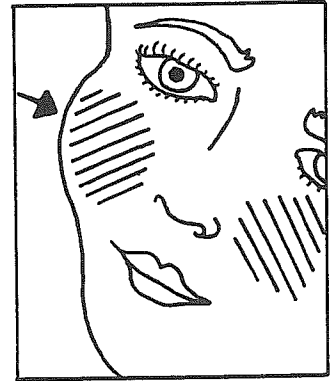
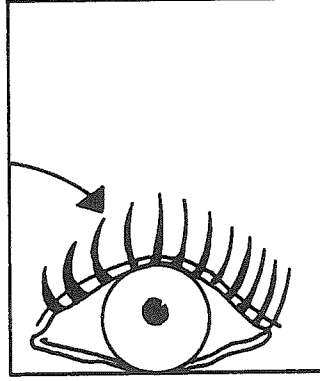
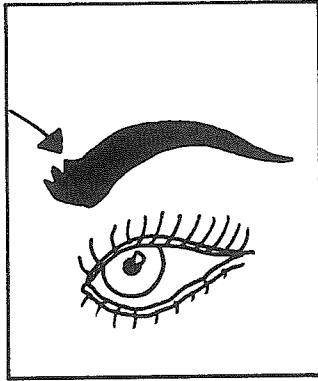



16. Parts of the Body

Name _____

Date _____

Teacher _____

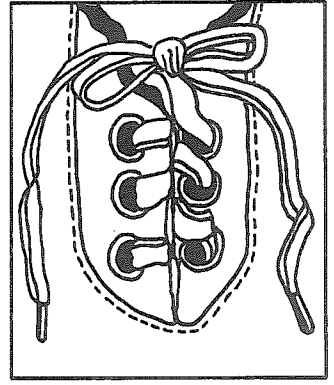
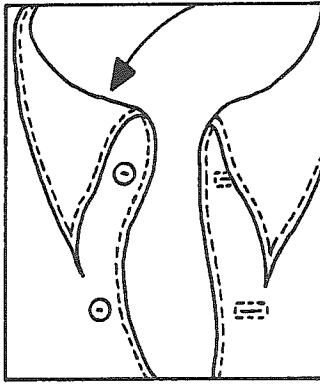
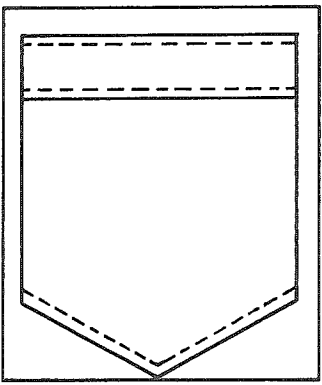
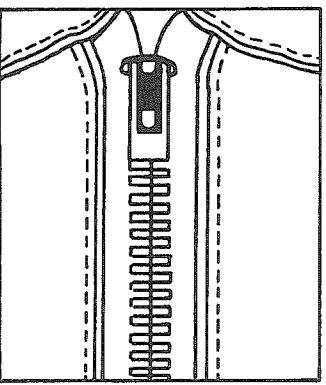

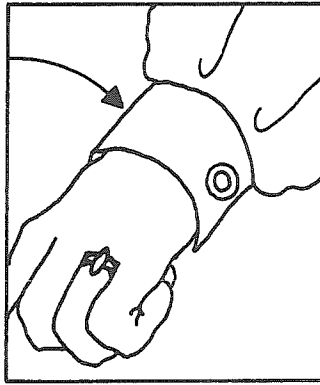
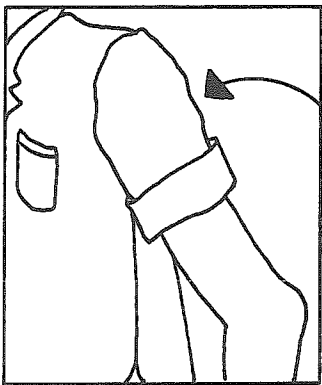
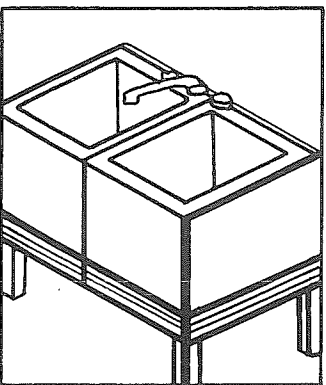
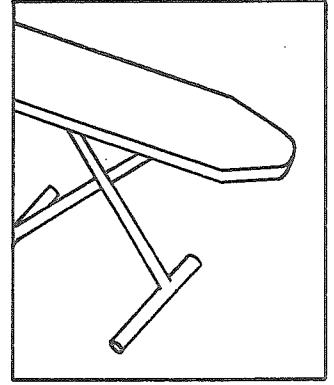
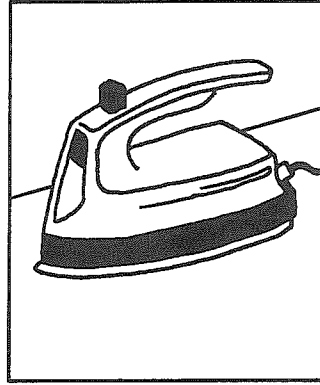
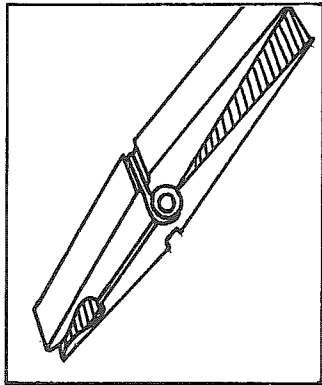

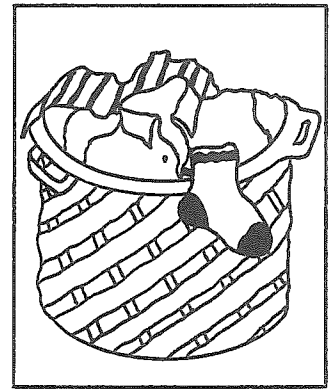
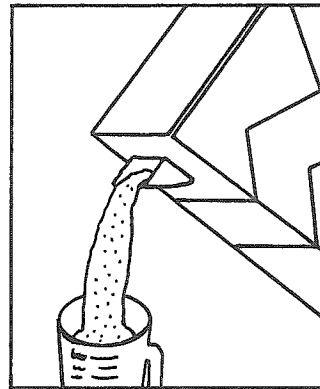




17. Laundromat and Parts of Clothing

Name _____

Date _____

Teacher _____


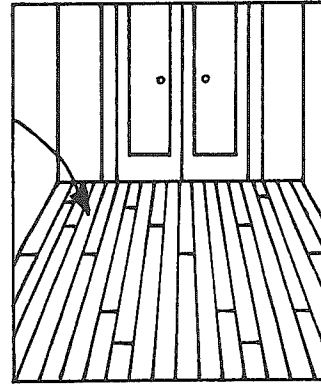
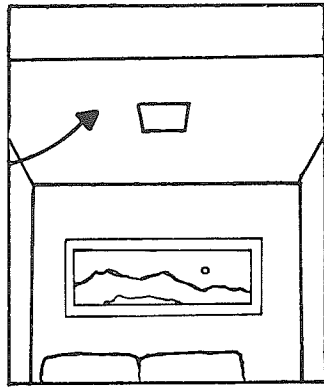
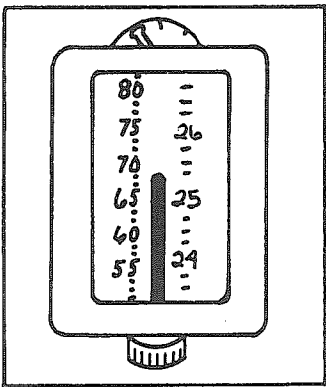
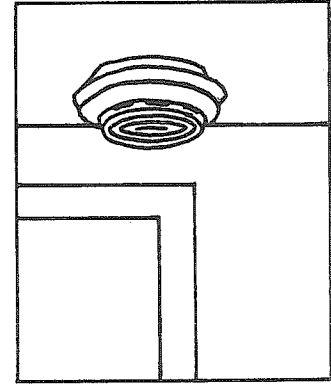
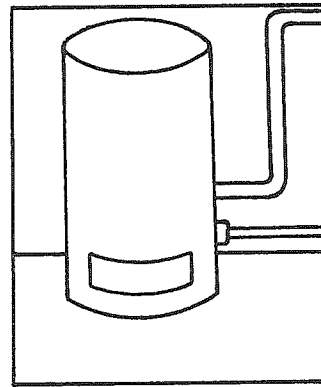
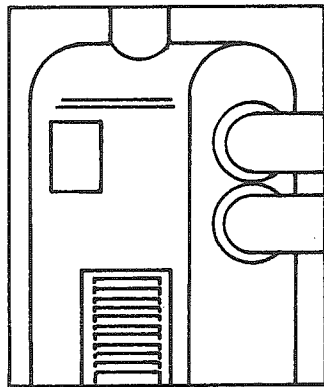
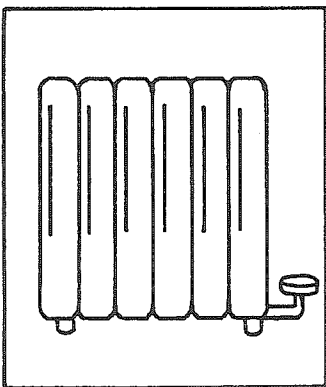
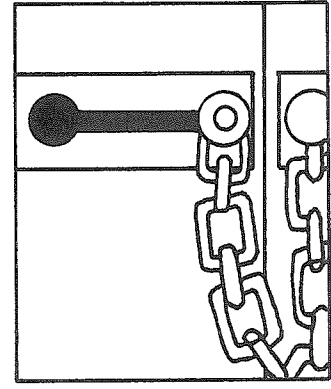
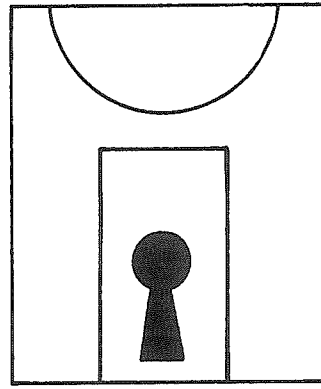
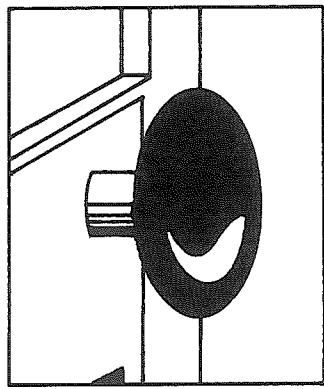

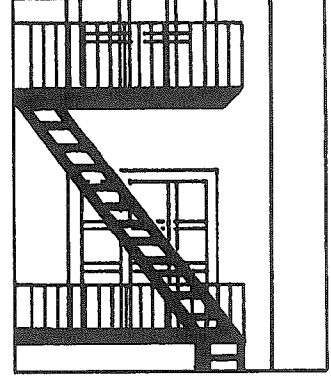





18. Dwelling

Name _____

Date _____

Teacher _____




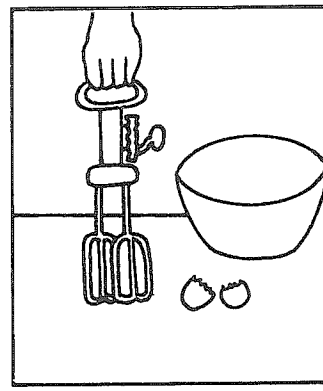






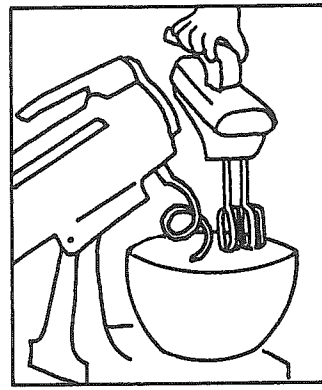
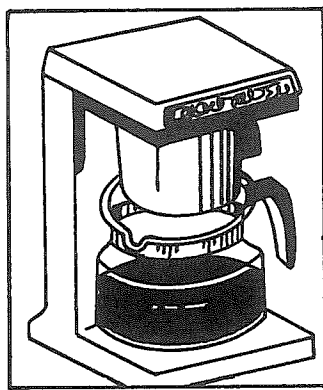
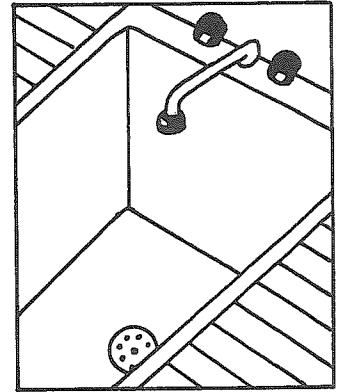

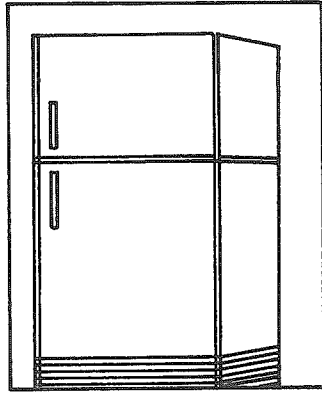



19. Kitchen

Name _____

Date _____

Teacher _____

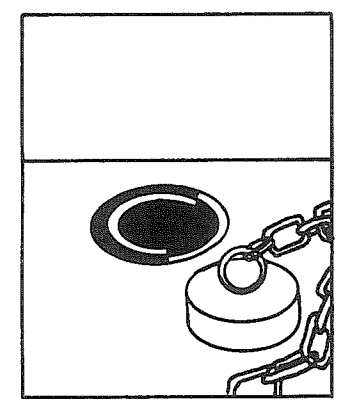
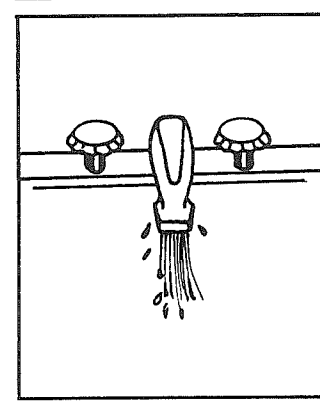
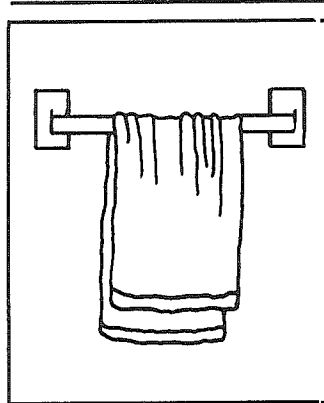
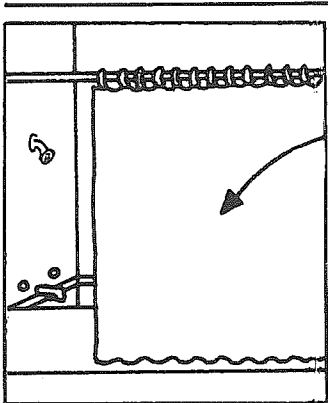

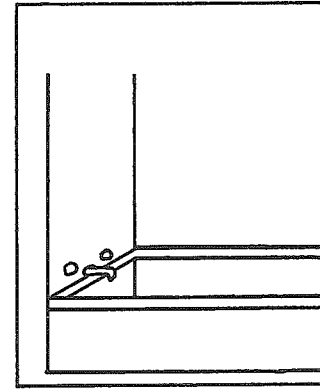
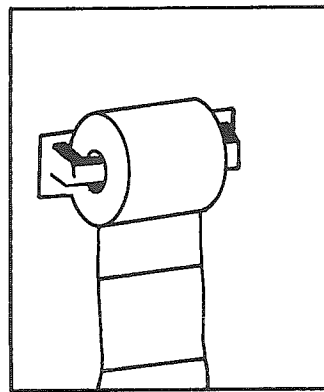


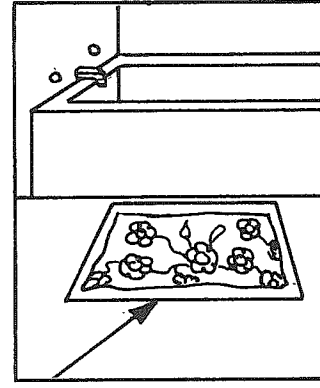
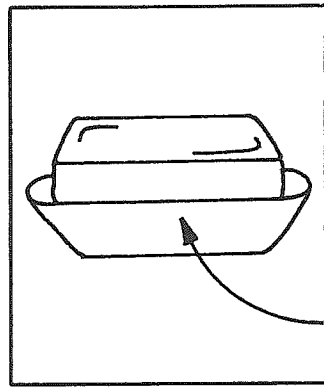







20. Bathroom

Name _____

Date _____

Teacher _____

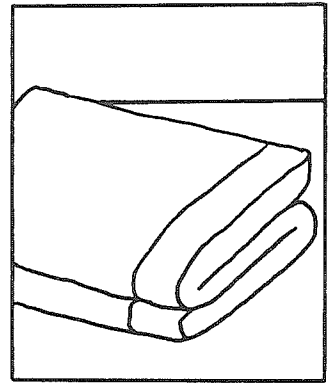
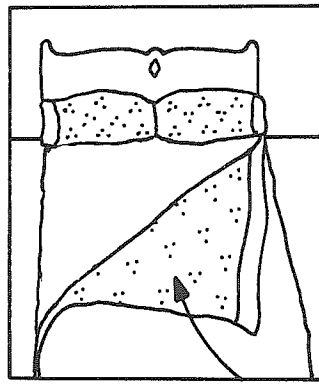
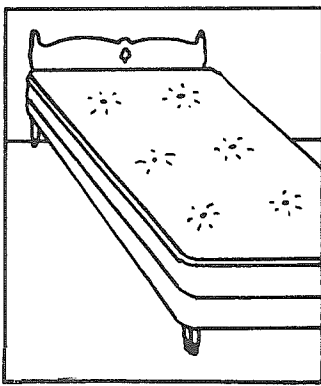

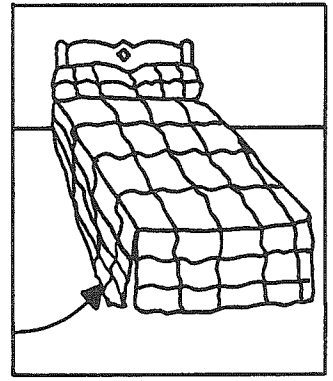
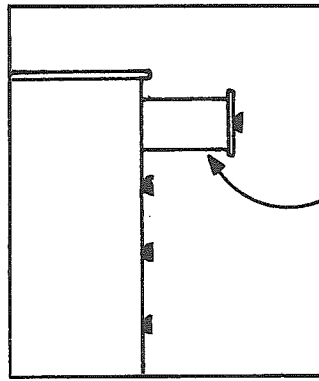


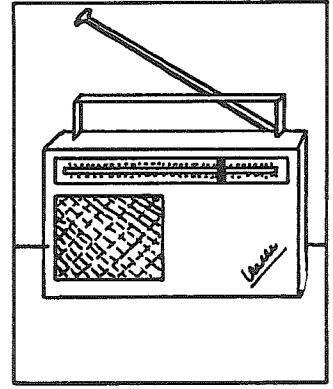
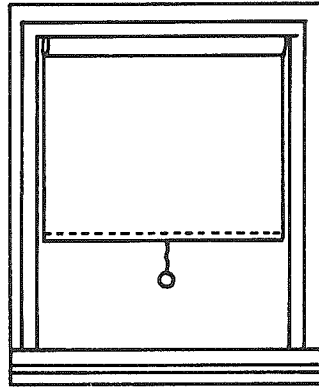
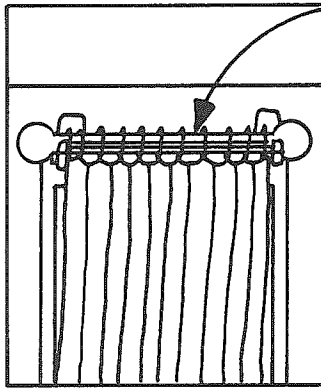

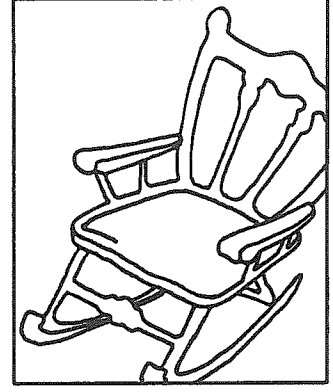
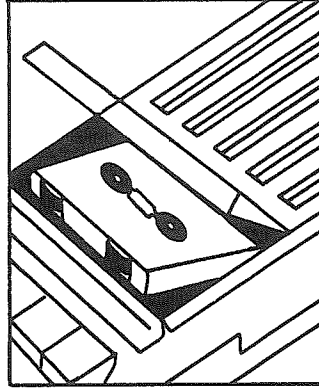




21. Household Items

Name _____

Date _____

Teacher _____

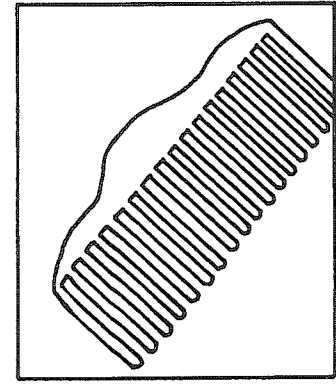

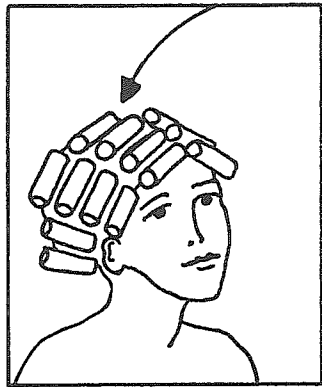

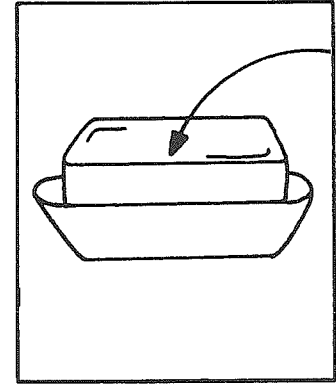
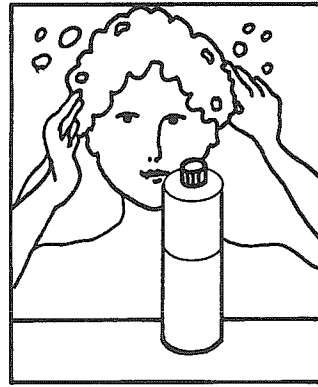
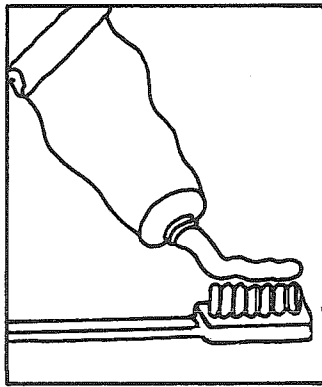
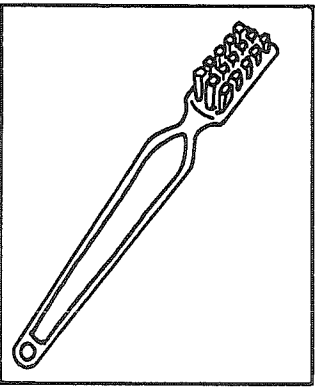
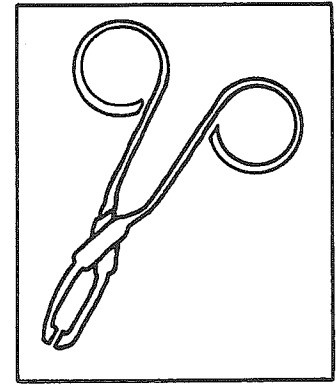

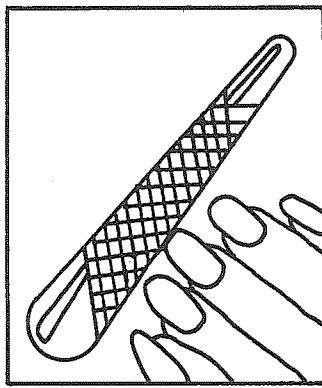

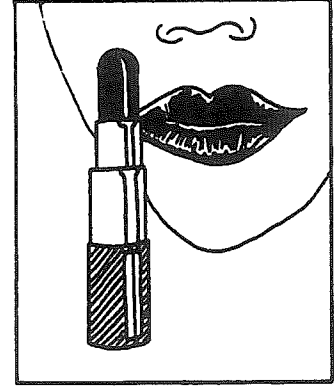
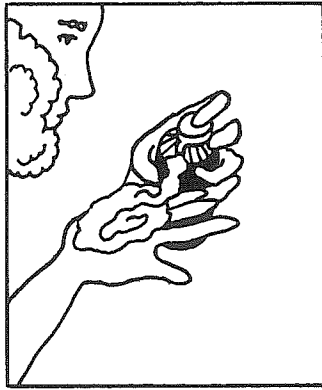
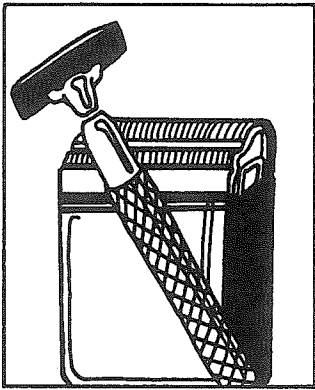


22. Personal Items

Name _____

Date _____

Teacher _____




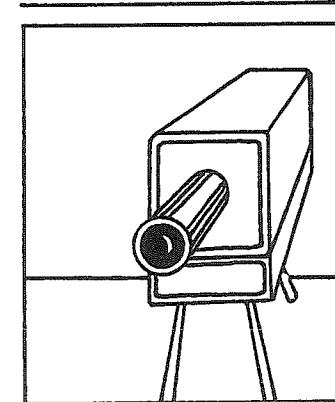
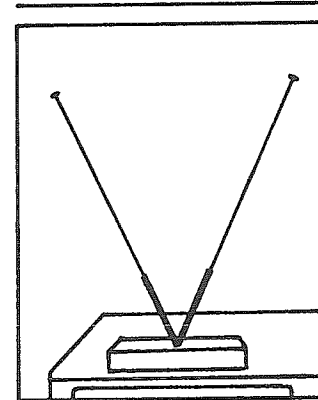
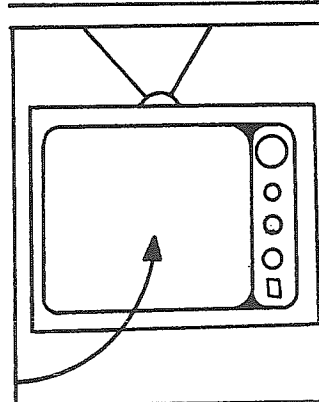






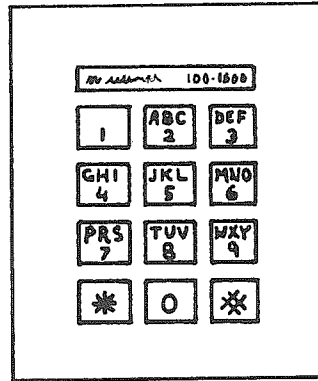
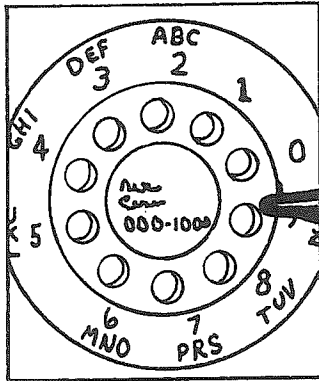



23. Telephone and Television

Name _____

Date _____

Teacher _____



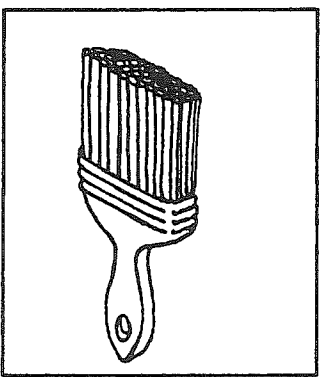

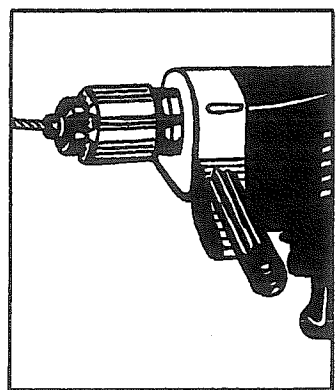
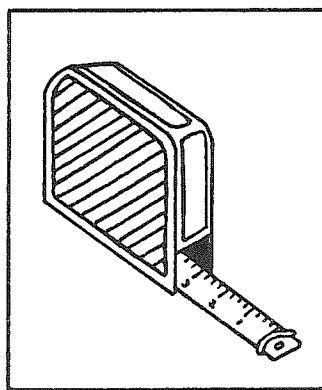
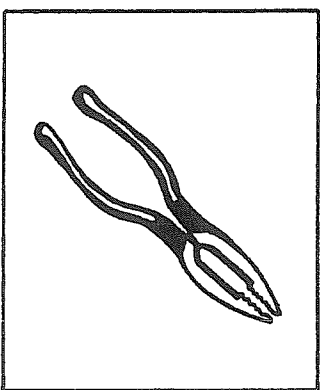
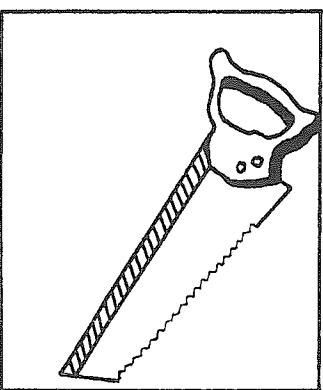
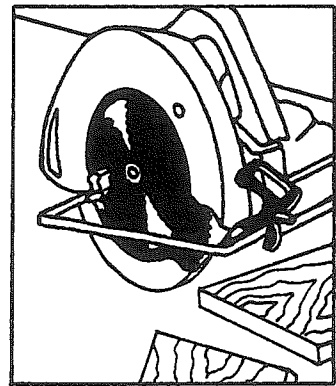
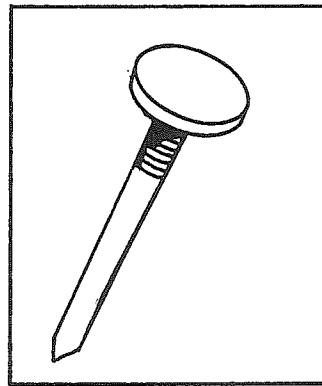


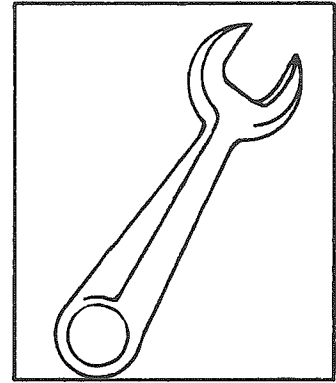





24. Workshop

Name _____

Date _____

Teacher _____





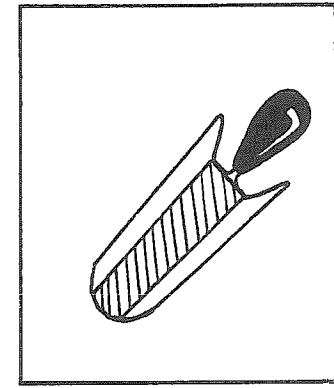
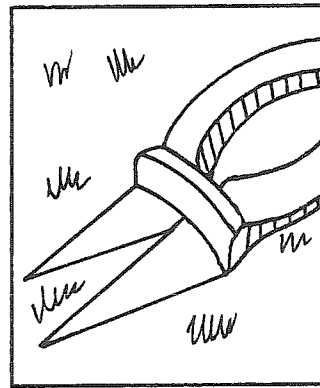
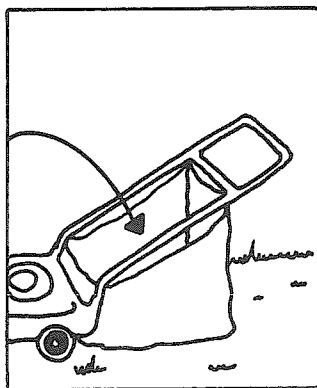


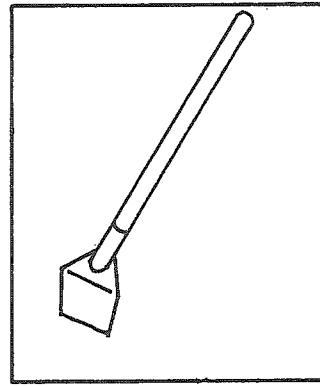
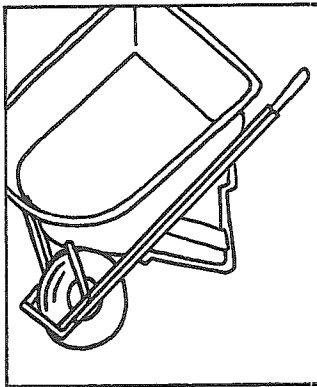
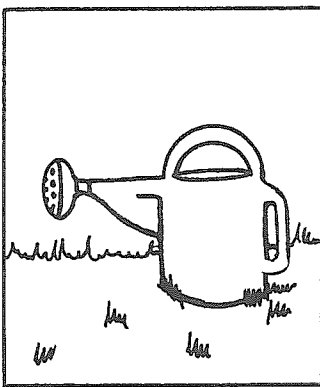
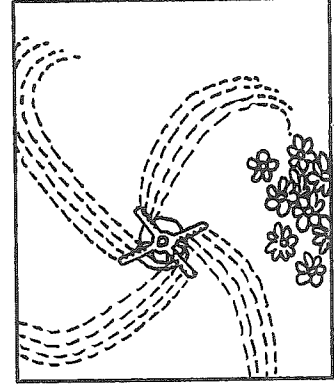
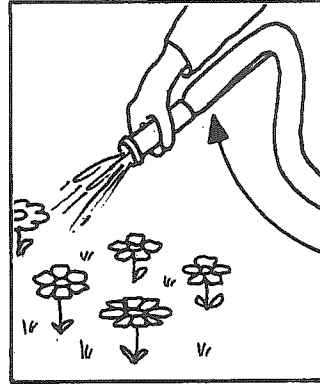




25. Gardening

Name _____

Date _____

Teacher _____


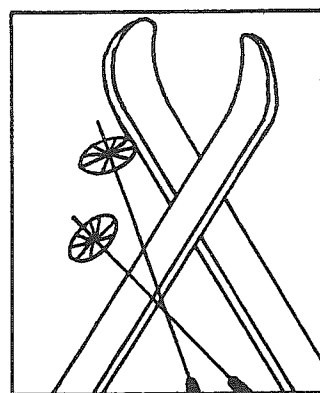


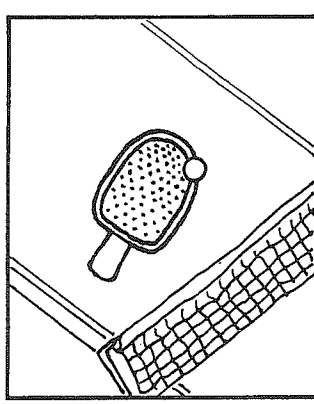


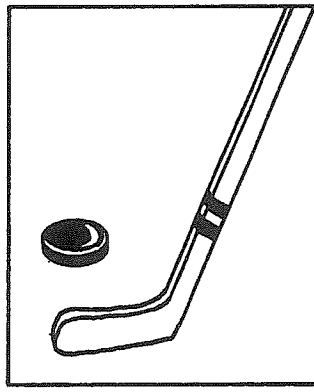
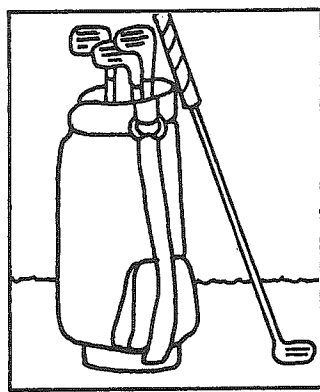


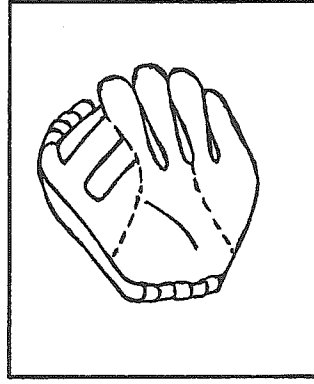
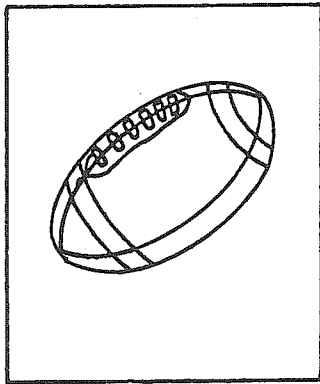



26. Sports Equipment

Name _____

Date _____

Teacher _____



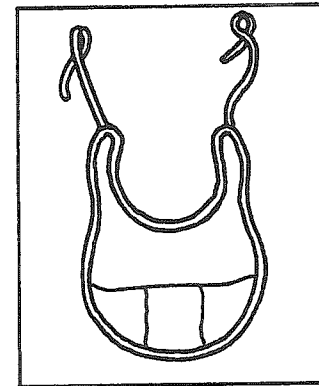
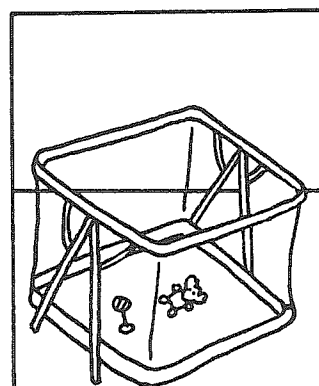



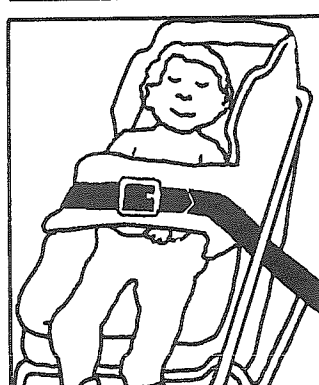

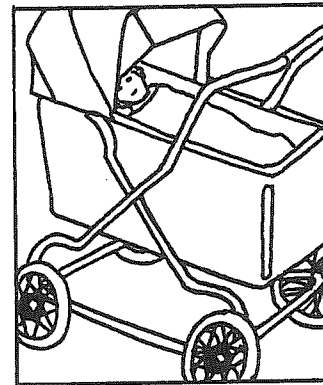
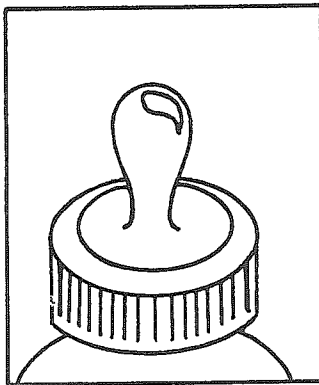
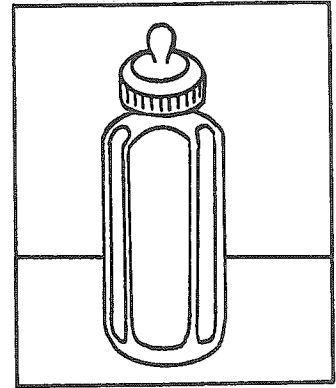

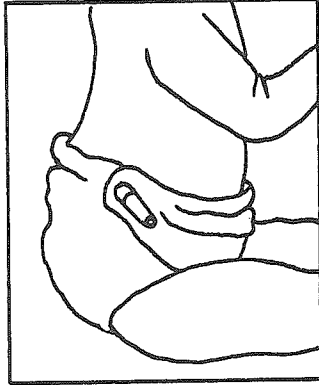
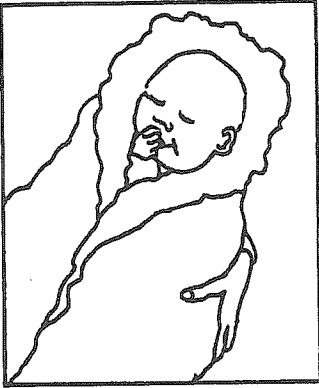


27. Infants

Name _____

Date _____

Teacher _____



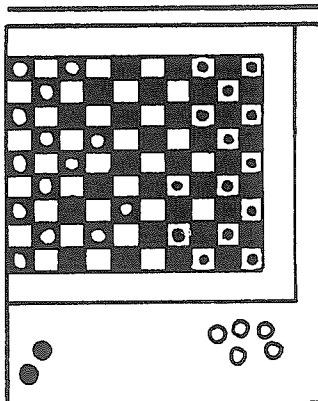














28. Leisure Activities

Name _____

Date _____

Teacher _____

















30. Antonyms

Name _____

Date _____

Teacher _____

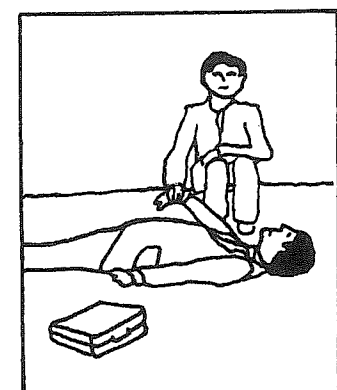
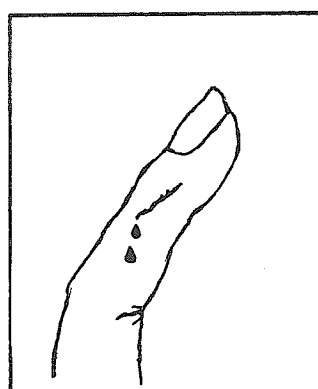
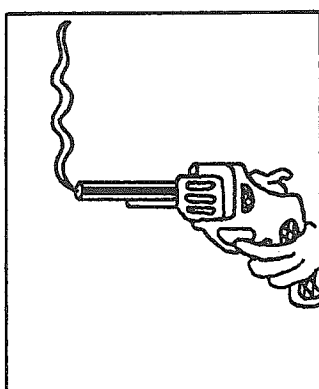
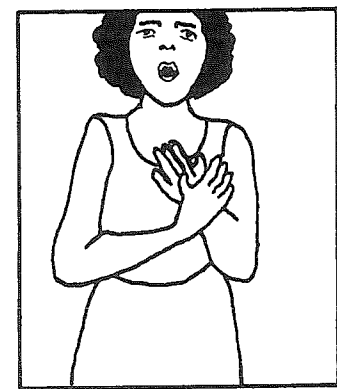












31. Emergencies

Name _____

Date _____

Teacher _____



32. Sewing and Hand Crafts

Name _____

Date _____

Teacher _____

