
Mid-Year 2023-24 LCAP Update

Bridget Baublits

Associate Superintendent, Student & Community Services



Elise Simmons, Coordinator, Student and Community Services
Rene Wheeler, Director, Juvenile Court and Community Schools
Amy Willis, Director, Transitional Youth Services

Background



Senate Bill 114 (2023) added a requirement for LEAs to present a report on the annual update to the Local Control and Accountability Plan (LCAP) and Budget Overview for Parents (BOP) on or before February 28 at a regularly scheduled meeting of the governing board or body of the LEA.

The report must include the following:

- All available midyear outcome data related to metrics identified in the 2023-24 LCAP.
- All available midyear expenditure and implementation data on all actions identified in the 2023-24 LCAP.

Impact to the Budget Overview for Parents



When SBCEO adopted the LCAP and Budget on June 9, 2023, the state budget act was not complete. The adopted state budget included additional funds that were not anticipated by SBCEO at budget adoption. The impact to the adopted Budget Overview for Parents is as follows:

Item	As adopted in BOP	Amount per Budget Act/ First Interim Budget Report
Total LCFF Funds	\$27,106,348	\$27,191,278
Total LCFF Funds Generated by JCCS	\$750,551	\$1,815,585
LCFF Supplemental/ Concentration Grants	\$239,659	\$449,572

LCAP Goal Overview

3 BROAD

1 MAINTENANCE

Goal 1

All students will demonstrate mastery of grade-level content standards and upon graduation will be prepared and successful for college and/or career. (Priorities: 2, 4, 7, and 8)

Goal 2

All students and parents will be provided targeted services that address student and family needs to support students in overcoming barriers impacting their education. (Priorities: 3, 5, and 6)

Goal 3

The School Access Guide will be used to continue to support the process of improved collaboration between schools, community partners, students, and education rights holders in the decision-making process as it relates to improving school stability for foster youth. Through the improved collaboration, Santa Barbara County youth in foster care will have reduced suspension rates, attend school more often, and have increased graduation rates. (Priority 10)

Goal 4

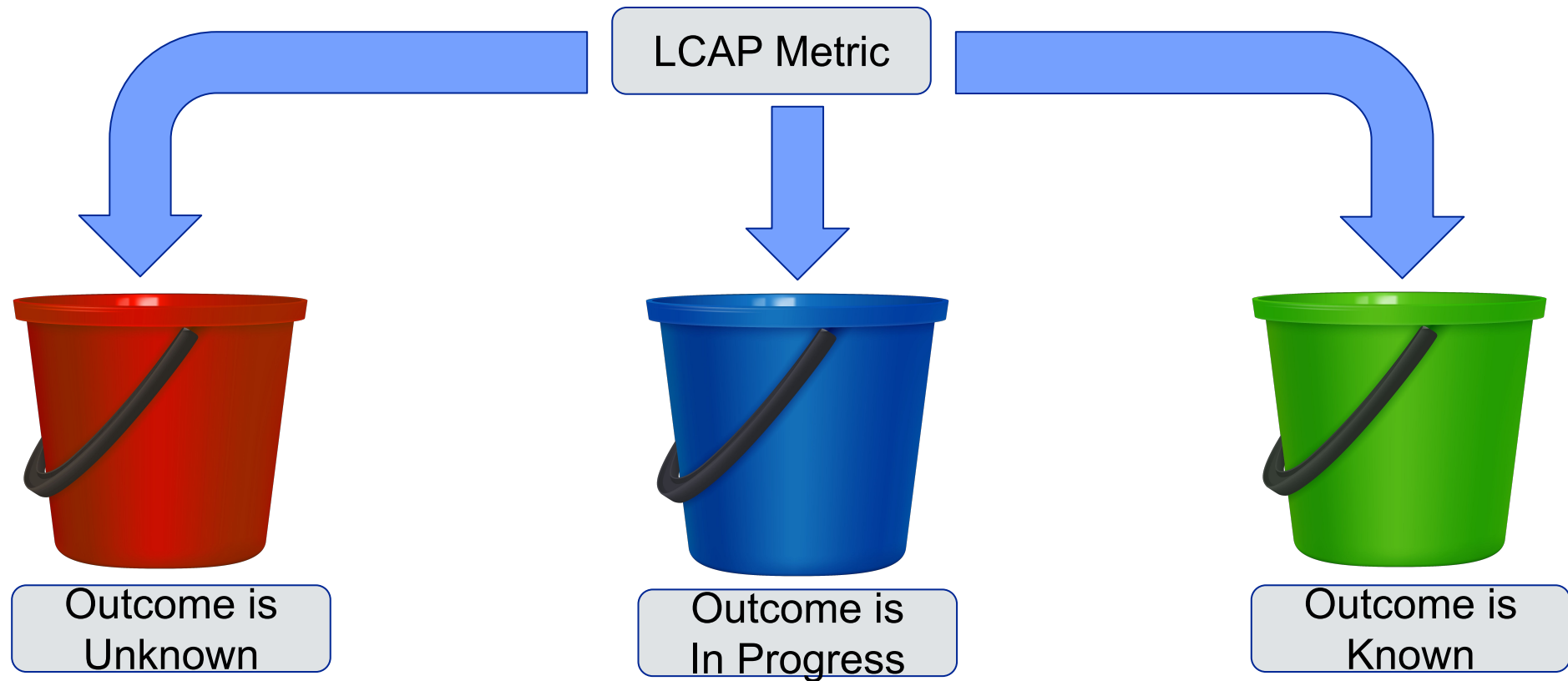
Continue to successfully implement programs that support basic conditions for learning (Priority 1) and expelled youth (Priority 9).

Juvenile Court & Community Schools

Transitional Youth Services


JCCS

Mid-year Update: LCAP Metrics



At this point in the school year, some metric outcomes are Unknown, some are In Progress, and some are Known. The metrics for each LCAP goal are included in the written report.

Colored column provides mid-year update for each metric

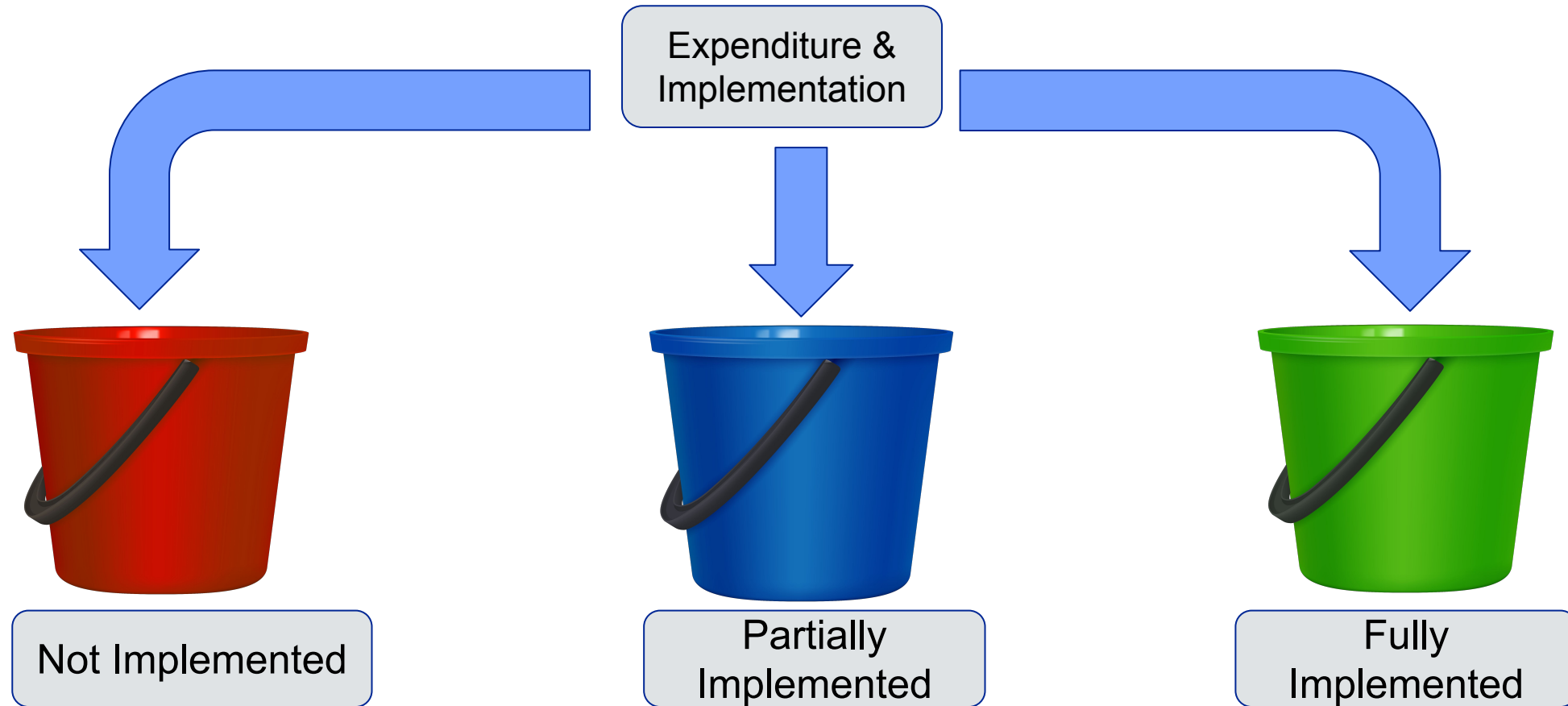


Metric	Baseline	Year 1 Outcome	Year 2 Outcome	Mid-Year Outcome Data	Desired Outcome for 2023-24
1.a All English learners have access to the curriculum and receive instruction aligned to CCSS and ELD standards.	100% The baseline was established from 2020-21 data.	In 2021-22, 100% of English learners had access to the curriculum and received instruction aligned to CCSS and ELD standards.	In 2022-23, 100% of English learners had access to the curriculum and received instruction aligned to CCSS and ELD standards.	This metric outcome is known. 100% of English learners have access to the curriculum and receive instruction aligned to CCSS and ELD standards.	100% of English learners will have access to curriculum and receive instruction aligned to CCSS and ELD standards.

Metric Update



Mid-year Update: LCAP Expenditures & Implementation



Similarly, at this point in the school year, some LCAP actions are Not Implemented, some are Partially Implemented and some are Fully Implemented. An update of LCAP actions and expenditures are included in the written report.

Colored columns provide mid-year update for each action and expenditure

Actions & Measuring and Reporting Results

Goal # Action #	Action Title and Description	Contributing	Implementation Level	Mid-year Outcome Data	Other Data/Evidence (qualitative, quantitative, artifacts)	Total Funds Budgeted	Mid-Year Expenditures
1.a.1	<p>Additional Academic Supports Time within the master schedule will be identified for intervention and/or credit recovery.</p> <p>Students in need of additional assistance will be identified to participate in zero period, homework help, and/or one-on-one tutoring.</p> <p>Cost for Teaching Assistants and Let's Go Learn intervention program.</p>	Yes	Partially Implemented	This metric outcome is in progress. At this time, the overall % of students earning credits at an accelerated rate is 64.3%. In the Court Schools, it is 53.6%. In the Community School it is 85.7%.	This is partially implemented as it is intended to be a year-long action item. It will continue until June 2024, at that time, we anticipate it being fully implemented.	\$15,000.00	\$11,730.00

Action & Expenditure Update

LCAP Goal 1

All students will demonstrate mastery of grade-level content standards and upon graduation will be prepared and successful for college and/or career. (Priorities: 2, 4, 7, and 8)

METRICS

Outcome is Unknown	2
Outcome is in Progress	11
Outcome is Known	5

ACTIONS

Not Implemented	0
Partially Implemented	13
Fully Implemented	6

EXPENDITURES

Planned Expenditures	\$1,743,439.29
Expenditures through 12/31/2023	\$515,465.85

LCAP Goal 2

All students and parents will be provided targeted services that address student and family needs to support students in overcoming barriers impacting their education. (Priorities: 3, 5, and 6)

METRICS

Outcome is Unknown	5
Outcome is in Progress	10
Outcome is Known	0

ACTIONS

Not Implemented	0
Partially Implemented	13
Fully Implemented	2

EXPENDITURES

Planned Expenditures	\$233,282.97
Expenditures through 12/31/2023	\$41,948.33

LCAP Goal 3

The School Access Guide will be used to continue to support the process of improved collaboration between schools, community partners, students, and education rights holders in the decision-making process as it relates to improving school stability for foster youth. Through the improved collaboration, Santa Barbara County youth in foster care will have reduced suspension rates, attend school more often, and have increased graduation rates. (Priority 10)

METRICS

Outcome is Unknown	3
Outcome is in Progress	2
Outcome is Known	4

ACTIONS

Not Implemented	0
Partially Implemented	2
Fully Implemented	1

EXPENDITURES

Planned Expenditures	\$758,041.00
Expenditures through 12/31/2023	\$217,585.41

LCAP Goal 4

Continue to successfully implement programs that support basic conditions for learning (Priority 1) and expelled youth (Priority 9).

METRICS

Outcome is Unknown	0
Outcome is in Progress	2
Outcome is Known	3

ACTIONS

Not Implemented	0
Partially Implemented	2
Fully Implemented	3

EXPENDITURES

Planned Expenditures	\$122,251.75
Expenditures through 12/31/2023	\$43,147.76


Next Steps



We are in the process of preparing for the next three year (2024-27) LCAP cycle. Over the next several months we will:

- Analyze all outcome data related to metrics identified in the current LCAP
- Evaluate the effectiveness of current LCAP goals and actions
- Meet with educational partners to gather feedback
- Develop goals, metrics, and actions for the new three year LCAP
- Present the 2023-24 Annual LCAP Update and the 2024-25 LCAP to the County Board for adoption in June

Santa Barbara County Education Office



SANTA BARBARA
County Education Office
Susan C. Salcido, Superintendent



Thank you