

# Emmett School Parent Calendar Survey #2

Thursday, February 01, 2024

**820**

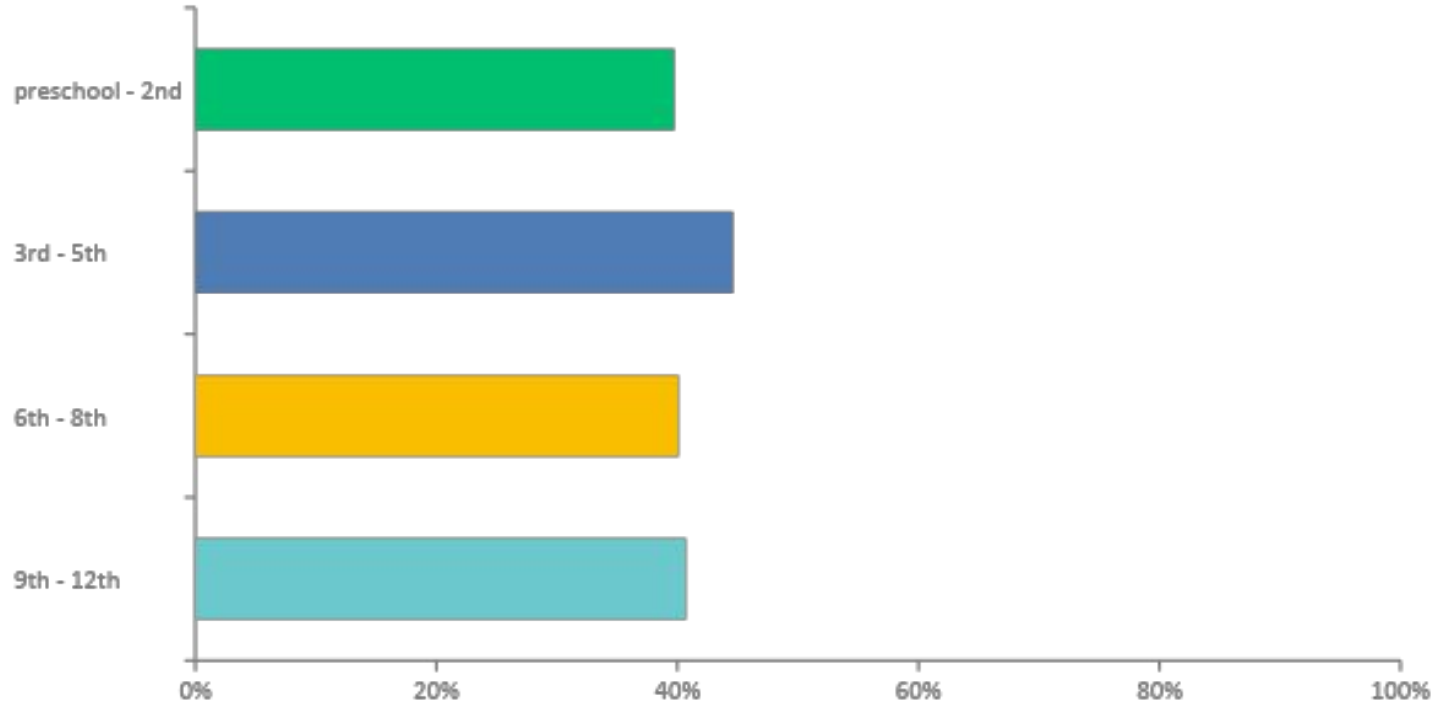
Total Responses

Date Created: Friday, December 29, 2023

Complete Responses: 820

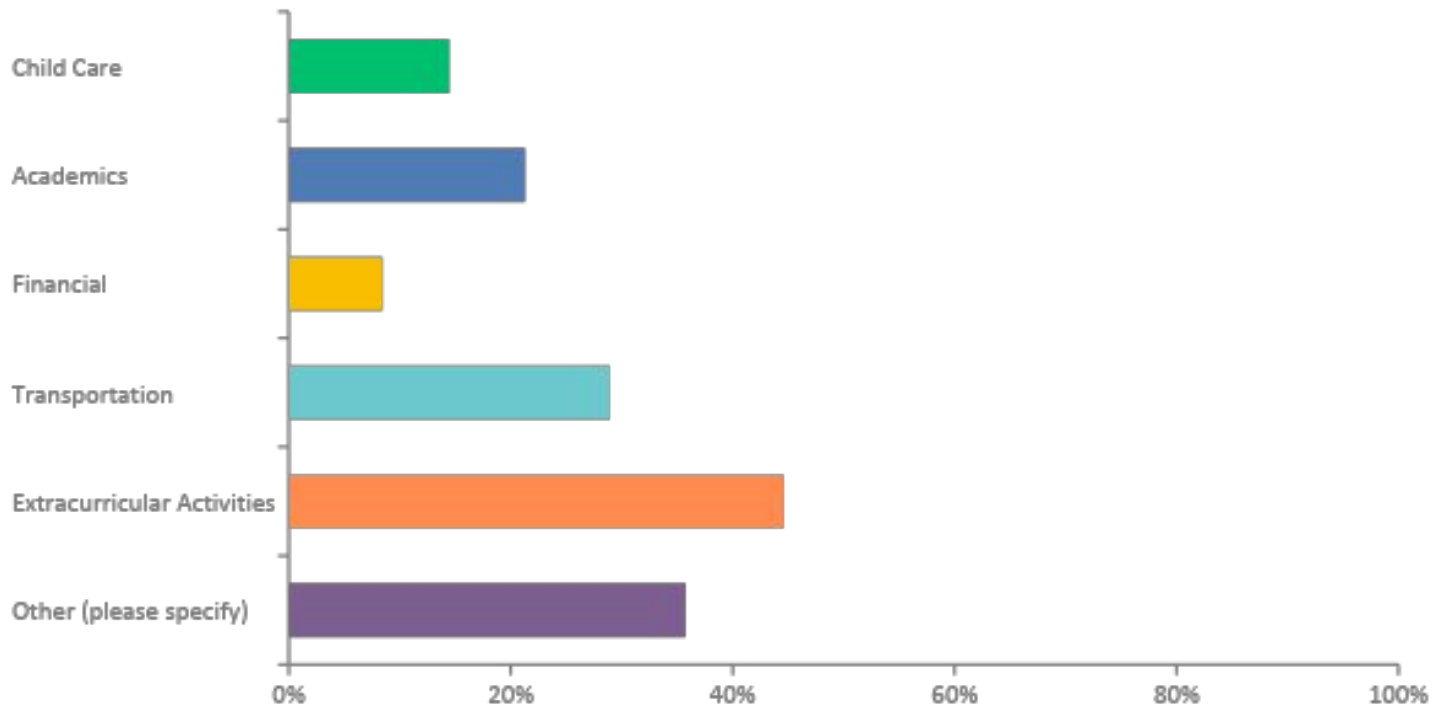
# Q1: In which grades do you have students enrolled?

Answered: 820 Skipped: 0



# Proposed 5-day: Do you have any concerns that this calendar could negatively impact your family in any of the following ways?

Answered: 249 Skipped: 571

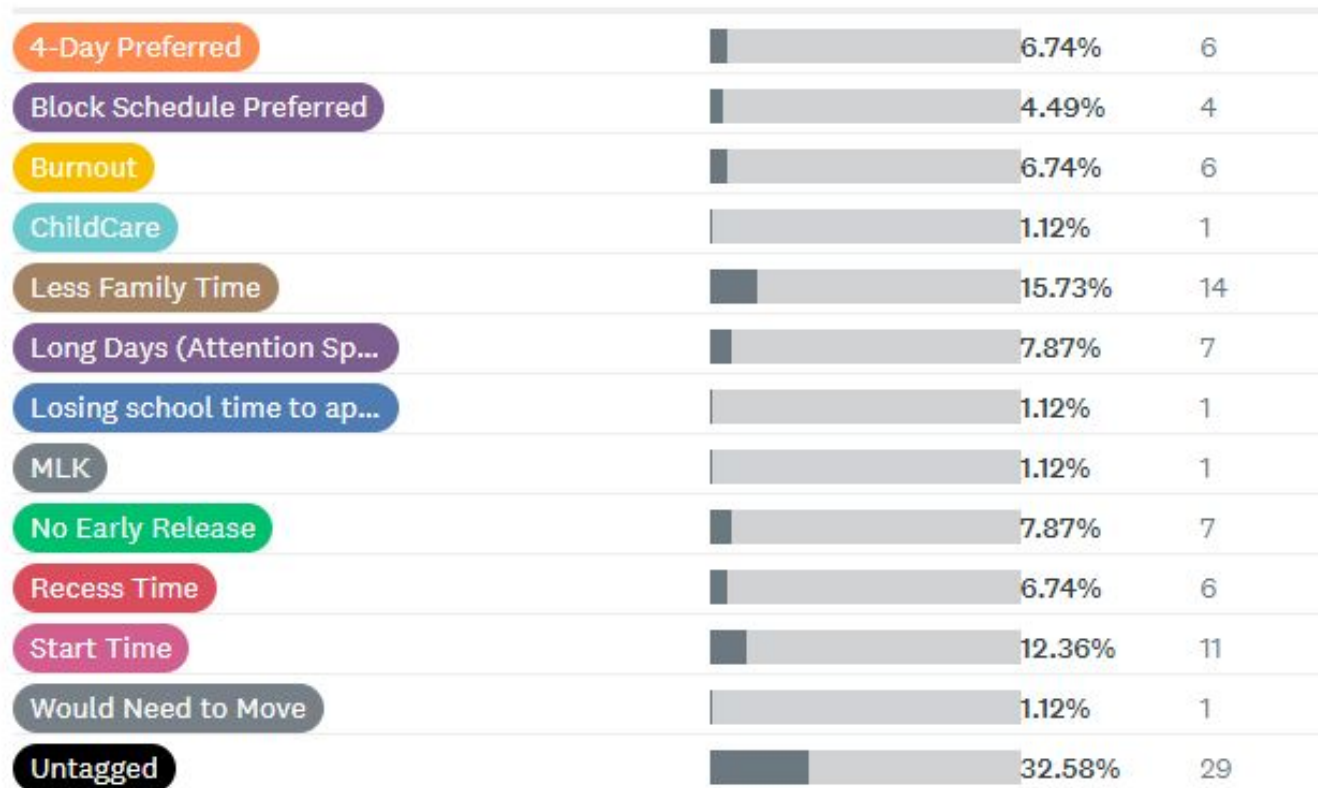


# Proposed 5-day: Do you have any concerns that this calendar could negatively impact your family in any of the following ways?

Answered: 249 Skipped: 571

ANSWER CHOICES	RESPONSES	
Child Care	14.46%	36
Academics	21.29%	53
Financial	8.43%	21
Transportation	28.92%	72
Extracurricular Activities	44.58%	111
Other (please specify)	35.74%	89
<b>TOTAL</b>		<b>382</b>

## “Other” responses

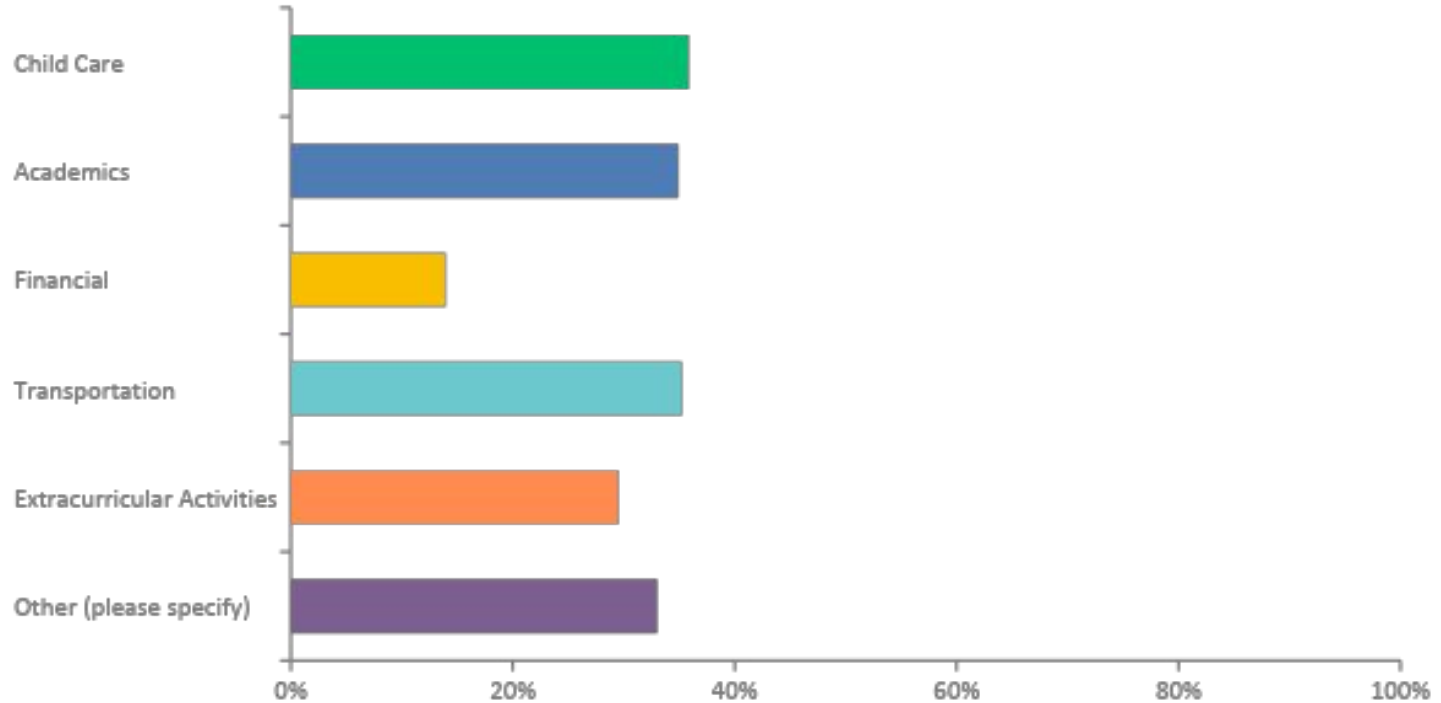


## Other Comments Regarding 5-Day

Appreciate lack of early release	2.01%	4
burnout	1.01%	2
Change Conferences	0.50%	1
Day too long	7.04%	14
Elementary kids unsupervised	0.50%	1
Generally Approve	17.09%	34
Generally Dislike	6.53%	13
Get rid of block	1.51%	3
Keep 2023-2024 Calendar	6.03%	12
Kid is Priority	1.01%	2
Longer Recess is Better	7.04%	14
Lose teachers, lower education	1.51%	3
Loss of 8-period day (prefer block)	3.52%	7
MLK Day	5.03%	10
No room for appointments	1.51%	3
passing time short	0.50%	1
Prefer 4-day	9.55%	19
Start time	14.07%	28
Swap start times	1.51%	3
Transportation Issues	0.50%	1
When is PLC	15.08%	30
Why increased time?	1.01%	2
Untagged	14.07%	28

# Proposed Modified: Do you have any concerns that this calendar could negatively impact your family in any of the following ways?

Answered: 315 Skipped: 505



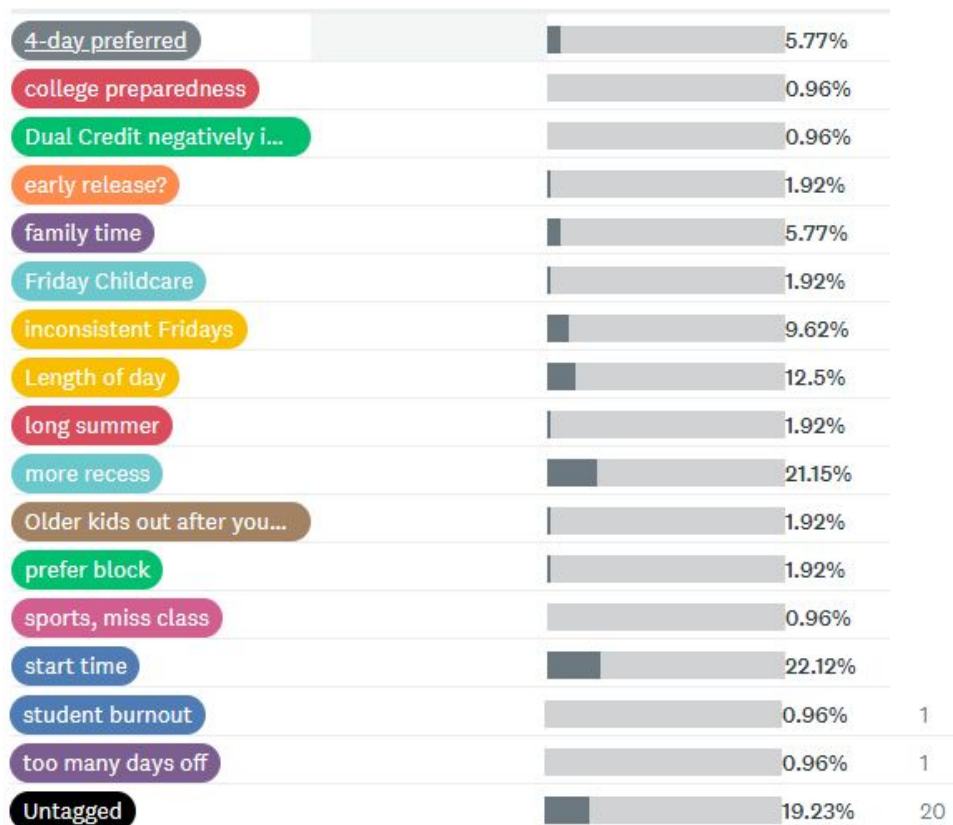


## Proposed Modified: Do you have any concerns that this calendar could negatively impact your family in any of the following ways?

Answered: 315 Skipped: 505

ANSWER CHOICES	RESPONSES	
Child Care	35.87%	113
Academics	34.92%	110
Financial	13.97%	44
Transportation	35.24%	111
Extracurricular Activities	29.52%	93
Other (please specify)	33.02%	104
<b>TOTAL</b>		<b>575</b>

## “Other Responses”



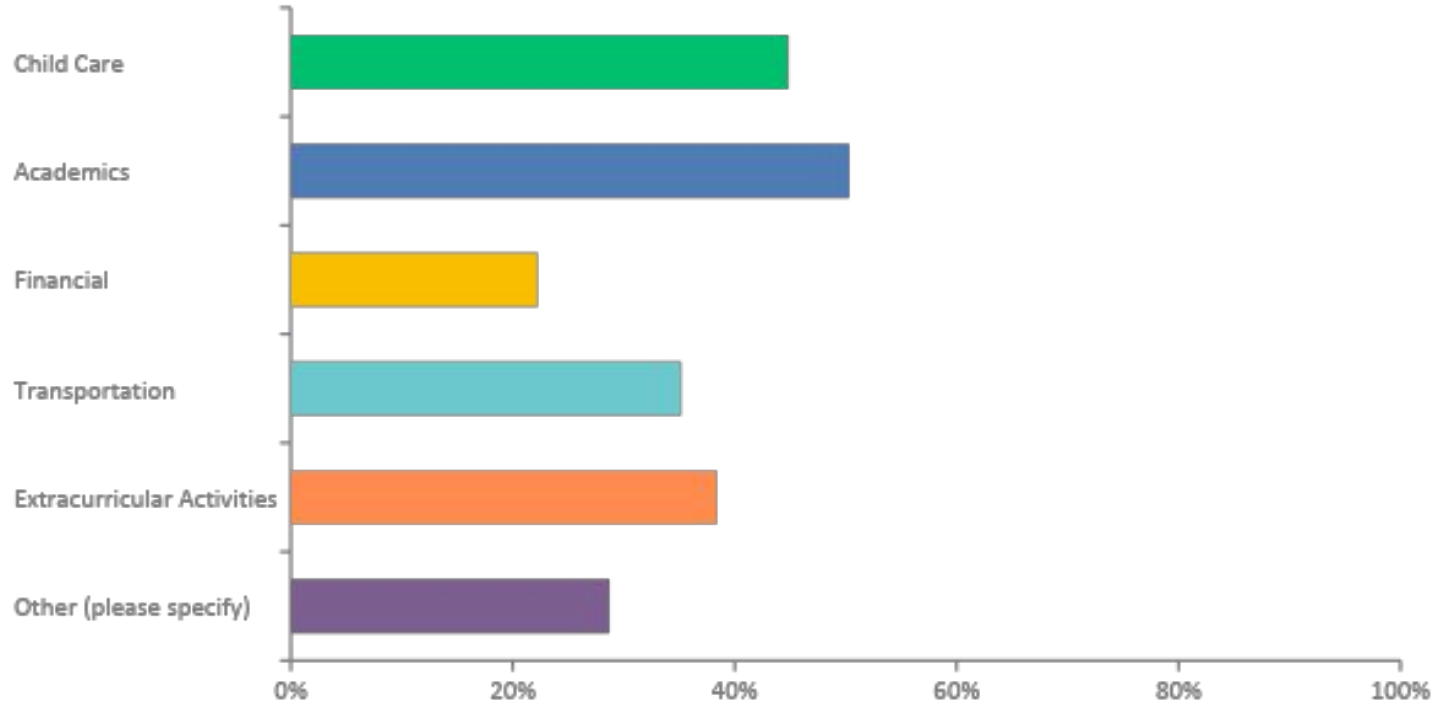
## Other Comments Regarding Modified

4-day preferred	5.88%	14
5 day best for kids	5.46%	13
Childcare	5.88%	14
Enjoy Fridays Off	2.94%	7
Enjoy September Start	11.34%	27
Flip Elementary out Before HS	3.78%	9
Go back to block	2.10%	5
Good Compromise	5.04%	12
Inconsistent Friday's	12.18%	29
Inconsistent Start	0.84%	2
Keep it as it is (current Calendar)	2.10%	5
Keep sports on school days only	0.84%	2
Kids should be on parents schedule (5-day)	2.10%	5
Late End Times	1.68%	4
Lengthen the year, shorten the days	1.68%	4
Length of Day	8.82%	21

Like the earlier release	2.52%	6
Like the start times	4.62%	11
Little Value in Sept. Start w/ Sports	1.68%	4
Make Data Driven Decisions	1.68%	4
Middle school start needs to be closer to high school start.	1.26%	3
MLK	3.78%	9
Need More Recess	20.59%	49
No Family Time	0.42%	1
PLC	2.52%	6
Prefer this to 5	1.26%	3
Prepare for Future?	0.42%	1
Start Time Concerns	18.49%	44
Why increase instructional time	1.26%	3
Untagged	13.45%	32

# Proposed 4-Day: Do you have any concerns that this calendar could negatively impact your family in any of the following ways?

Answered: 310 Skipped: 510

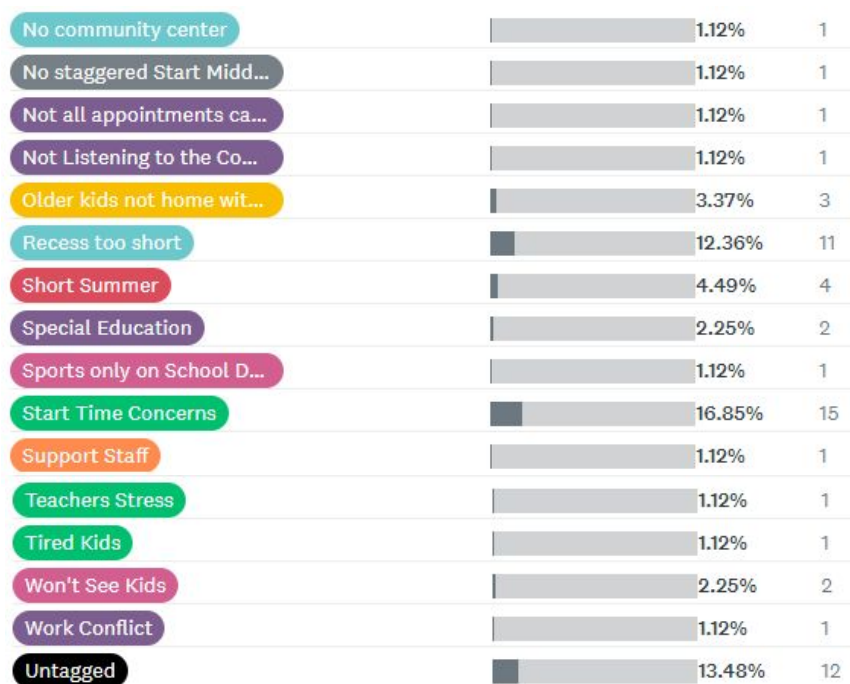
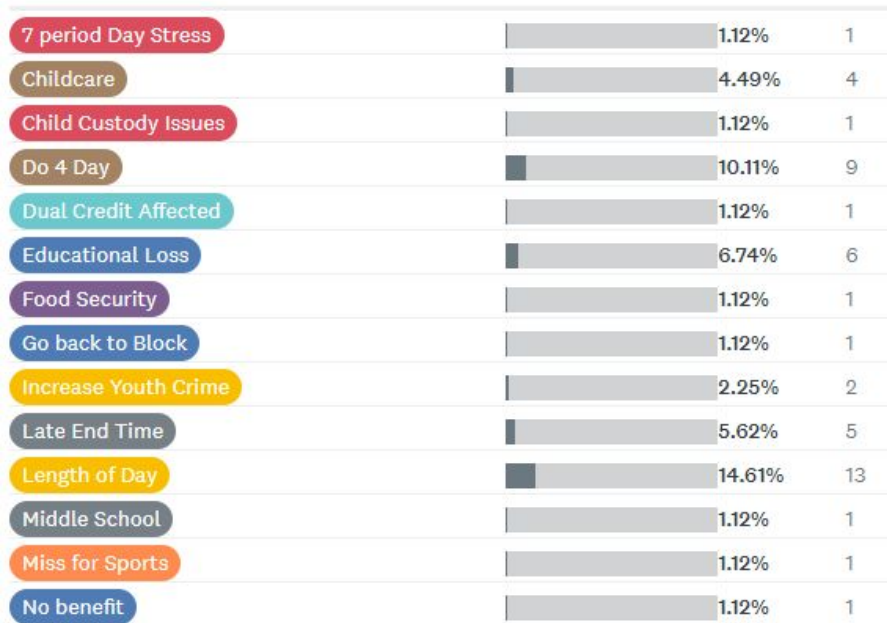


# Proposed 4-Day: Do you have any concerns that this calendar could negatively impact your family in any of the following ways?

Answered: 310 Skipped: 510

ANSWER CHOICES	RESPONSES	
Child Care	44.84%	139
Academics	50.32%	156
Financial	22.26%	69
Transportation	35.16%	109
Extracurricular Activities	38.39%	119
Other (please specify)	28.71%	89
<b>TOTAL</b>		<b>681</b>

## “Other” Responses



# Other Comments Regarding 4-day

5 Day best for kids	7.22%	19	Older kids out after younger	1.52%	4
5 Day for 3 weeks	1.14%	3	Passing Periods too short	0.38%	1
Adjust Conferences	0.38%	1	Pay Teachers More	2.28%	6
Attract Teachers	3.04%	8	PLC	0.76%	2
Best Option	17.49%	46	Poor Facilities	0.38%	1
Block Schedule	1.90%	5	Prefer Current Schedule	0.76%	2
Bus Drivers (Hourly Employees)	0.76%	2	Professionals Schedule!	0.38%	1
Calendar Doesn't Match Survey (Bell schedule error)	0.38%	1	Recess too short	14.45%	38
Childcare	10.65%	28	Reduce Student Stress	3.80%	10
Doesn't work with assemblies	0.38%	1	Retention possible on 5 Day	1.90%	5
End Time Concerns	1.52%	4	Seen Benefits in other Industries	0.38%	1
Family Time	9.13%	24	Shorten Day	0.76%	2
Food Insecurity	2.66%	7	Shorten Holiday Breaks	0.76%	2
Glad Block Gone	0.76%	2	Special Education	3.42%	9
Improve Discipline for Retention	0.76%	2	Sports	3.04%	8
Improves Education	0.38%	1	Staff Over Students	4.18%	11
Late in May	6.08%	16	Stagger High/Middle Start	0.38%	1
Learning Loss	19.01%	50	Start time concerns	13.69%	36
Length of day	10.27%	27	Start too early in august	7.60%	20
Like End Times (Stagger)	0.38%	1	Take off all Fridays	0.38%	1
Like Friday's Off	0.76%	2	Teacher Retention	7.22%	19
Longer Days Shorter Year	0.76%	2	Teen Crime	1.14%	3
Loss of social engagement	0.76%	2	Why increase instructional time	0.38%	1
MLK	2.28%	6	Will Leave District	0.76%	2
Monday Off	0.76%	2	Work Friday	1.14%	3
Need Community Center	3.04%	8	Untagged	8.75%	23
No Cost Savings	0.76%	2			

## Overall Satisfaction with each presented calendar (1-10 Scale):

Current Calendar: 7.2

Proposed

5-Day: 5.43

Modified: 5.33

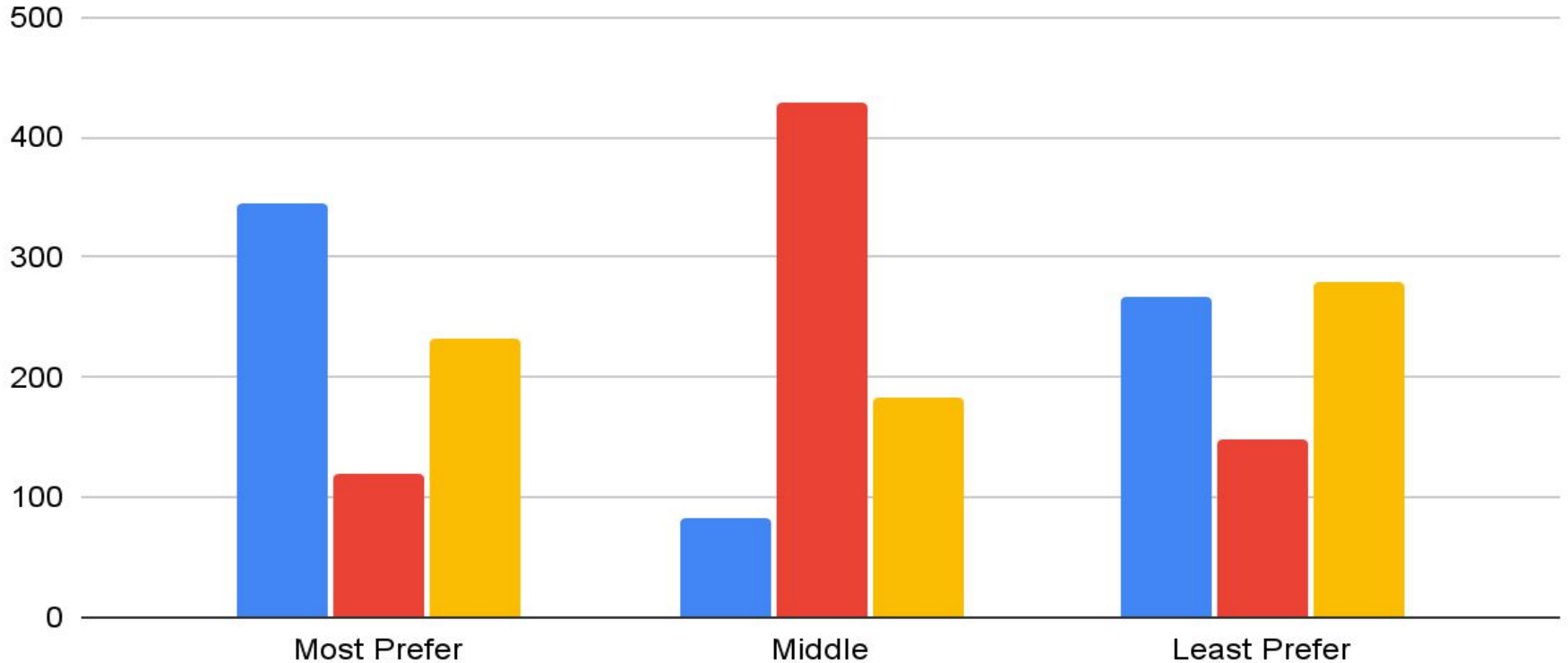
4-Day: 5.85



	Most Prefer	Middle	Least Prefer
4-day	344	83	268
Modified	119	428	148
5-day	232	184	279
Percents	Most Prefer	Middle	Least Prefer
4-day	49.50%	11.94%	38.56%
Modified	17.12%	61.58%	21.29%
5-day	33.38%	26.47%	40.14%

# Parent Preference

4-day Modified 5-day



# Additional Comments

4-day Academic Concerns	11.71%	24
4-day good for retention	5.37%	11
5-day best for kids	14.15%	29
Childcare concerns	8.78%	18
Christmas break needs adjusted	1.46%	3
Do what's best for kids	1.95%	4
Education should be priority over preference	3.90%	8
Elementary should release before secondary	2.44%	5
Facilities concerns	0.49%	1
Families not schools, should handle Friday childcare	1.46%	3
Financial concerns	1.95%	4
Food Security Concerns	1.46%	3
Go back to block	2.44%	5
Impartial	0.49%	1
Keep things the same	9.76%	20
Lack of activities	0.49%	1
Later School Year End Time Wanted	1.46%	3
Later Start Time Wanted	6.34%	13
Less P/T conference time	0.98%	2
Less Thanksgiving break	0.98%	2
Like Early Release	2.93%	6
Like Fridays off for family time	2.93%	6
Like starting school year later	0.98%	2
Make decisions based on data	2.93%	6

Modified--good compromise	6.83%	14
More Recess Time	4.88%	10
Move P/T conferences	0.49%	1
Moving too fast, more discussion needed	0.49%	1
Need Consistent days off on modified	2.44%	5
Need earlier release time	0.49%	1
Negative impact on future bonds and funding	0.98%	2
Negative on modified	0.49%	1
Positive Comment regarding process	9.76%	20
Prefer 4-day	17.56%	36
Prefer 5-day	2.44%	5
Prefer Shorter days	0.98%	2
Safety	0.49%	1
Seek alternatives for retention recruitment	2.44%	5
Should not increase instruction time	2.44%	5
Student exhaustion	1.46%	3
Suggestions/Ideas	8.78%	18
Take MLK day off	0.98%	2
Too much change	0.98%	2
Transportation	1.95%	4
Will remove students if 4-day calendar	1.46%	3
Year round schedule	0.98%	2
Untagged	7.80%	16

# Emmett School Staff Calendar Survey #2

Thursday, February 01, 2024

**304**

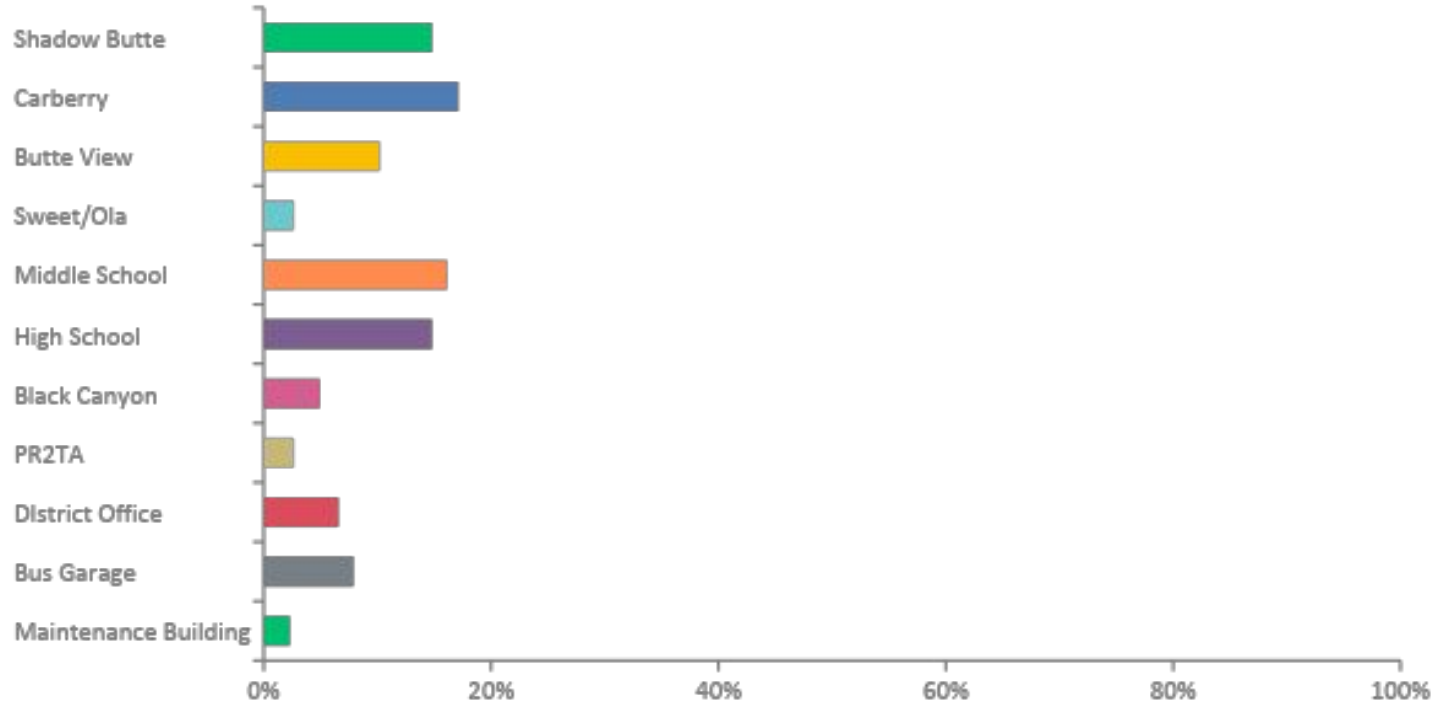
Total Responses

Date Created: Monday, January 01, 2024

Complete Responses: 304

# Q1: At which building are you currently employed?

Answered: 304 Skipped: 0



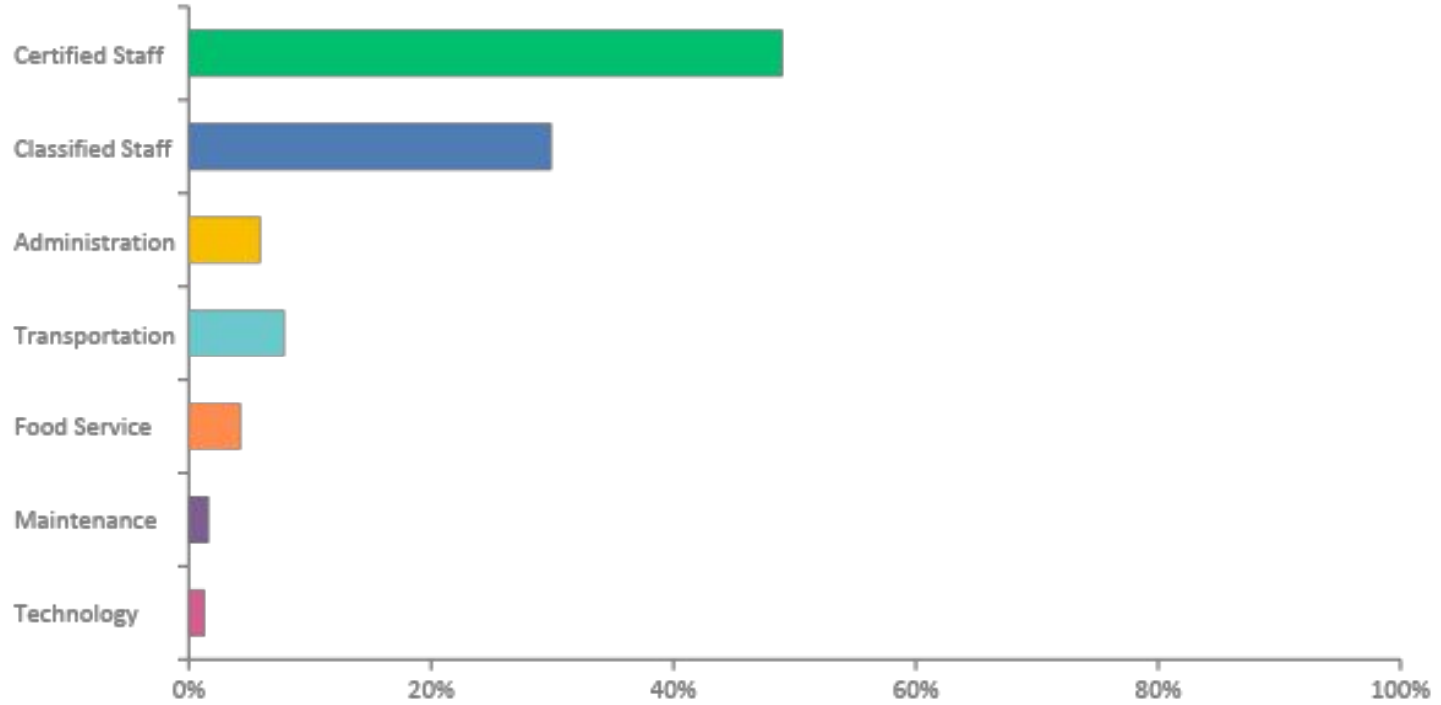
# Q1: At which building are you currently employed?

Answered: 304 Skipped: 0

ANSWER CHOICES	RESPONSES	
Shadow Butte	14.80%	45
Carberry	17.11%	52
Butte View	10.20%	31
Sweet/Ola	2.63%	8
Middle School	16.12%	49
High School	14.80%	45
Black Canyon	4.93%	15
PR2TA	2.63%	8
District Office	6.58%	20
Bus Garage	7.89%	24
Maintenance Building	2.30%	7
<b>TOTAL</b>		<b>304</b>

## Q2: What is your current role within the district?

Answered: 304 Skipped: 0





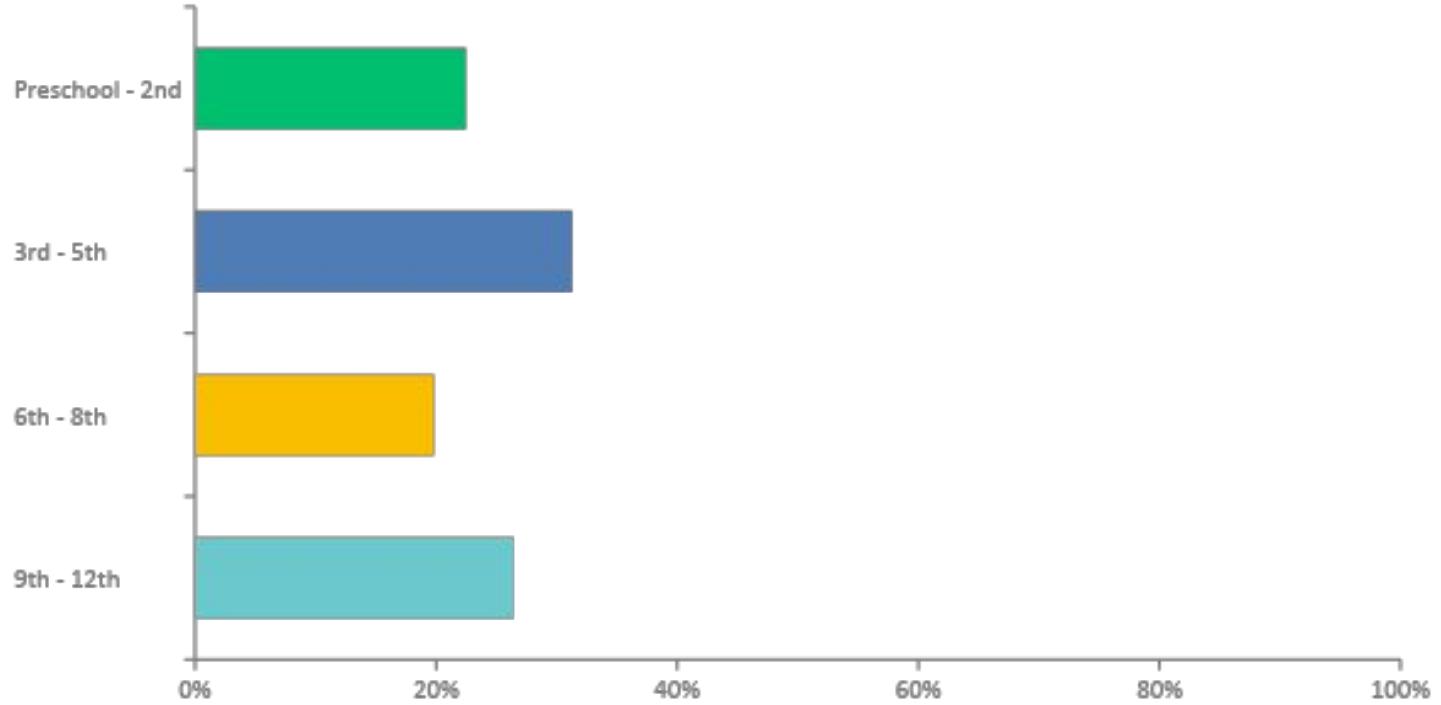
## Q2: What is your current role within the district?

Answered: 304 Skipped: 0

ANSWER CHOICES	RESPONSES	
Certified Staff	49.01%	149
Classified Staff	29.93%	91
Administration	5.92%	18
Transportation	7.89%	24
Food Service	4.28%	13
Maintenance	1.64%	5
Technology	1.32%	4
<b>TOTAL</b>		<b>304</b>

## Q4: Which best describes the grades of the students that you work with?

Answered: 227 Skipped: 77



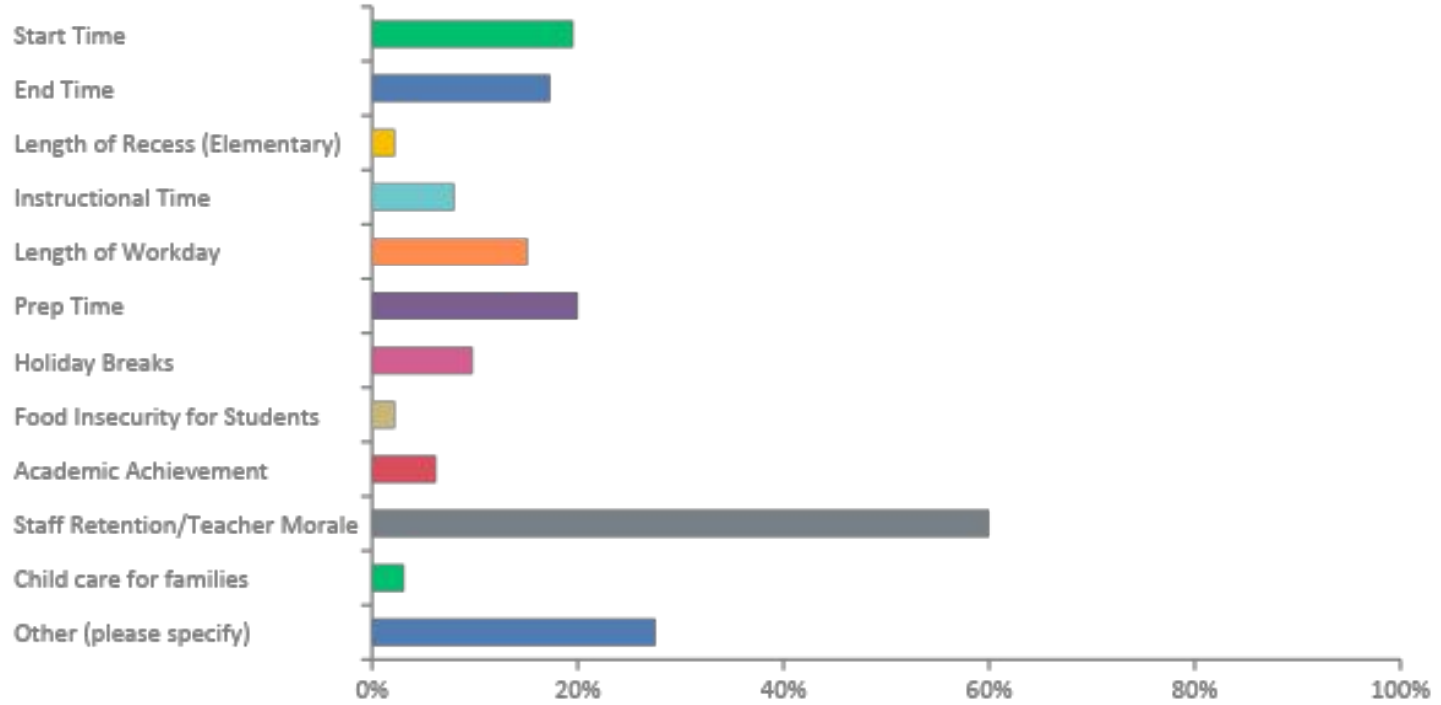
## Q4: Which best describes the grades of the students that you work with?

Answered: 227 Skipped: 77

ANSWER CHOICES	RESPONSES	
Preschool - 2nd	22.47%	51
3rd - 5th	31.28%	71
6th - 8th	19.82%	45
9th - 12th	26.43%	60
TOTAL		227

# Proposed 5-Day: What concerns do you have regarding this calendar option?

Answered: 225 Skipped: 79



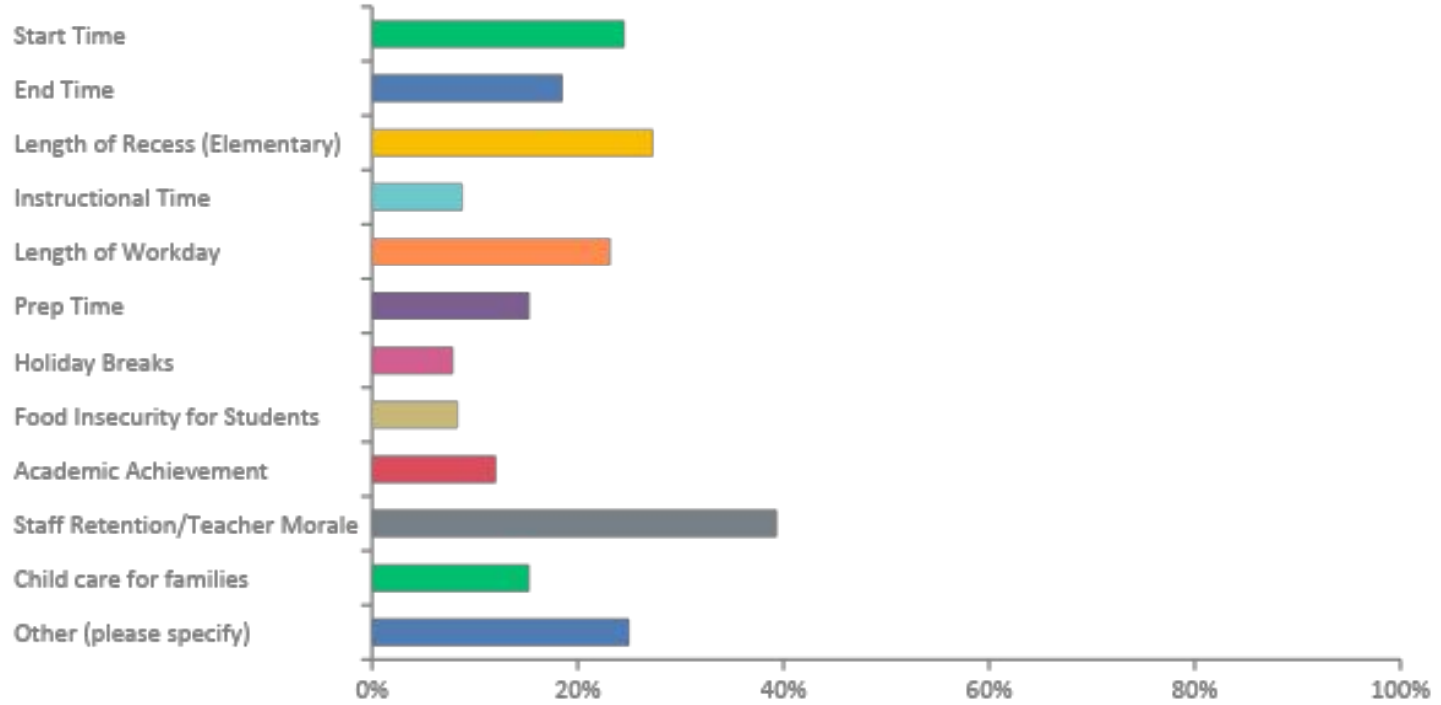
# Proposed 5-Day: What concerns do you have regarding this calendar option?

Answered: 225 Skipped: 79

ANSWER CHOICES	RESPONSES	
Start Time	19.56%	44
End Time	17.33%	39
Length of Recess (Elementary)	2.22%	5
Instructional Time	8.00%	18
Length of Workday	15.11%	34
Prep Time	20.0%	45
Holiday Breaks	9.78%	22
Food Insecurity for Students	2.22%	5
Academic Achievement	6.22%	14
Staff Retention/Teacher Morale	60.0%	135
Child care for families	3.11%	7
Other (please specify)	27.56%	62
<b>TOTAL</b>		<b>430</b>

# Proposed Modified: What concerns do you have regarding this calendar option?

Answered: 216 Skipped: 88



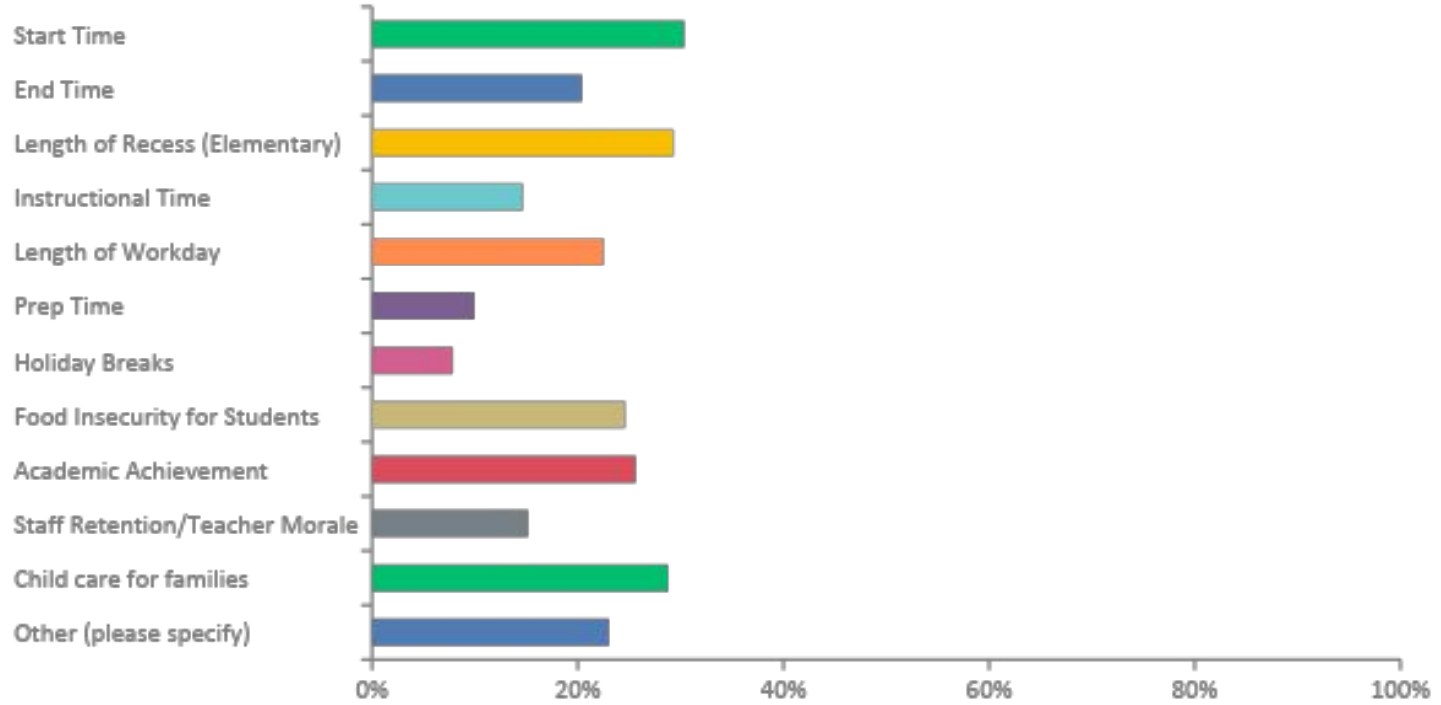
## Proposed Modified: What concerns do you have regarding this calendar option?

Answered: 216 Skipped: 88

ANSWER CHOICES	RESPONSES	
Start Time	24.54%	53
End Time	18.52%	40
Length of Recess (Elementary)	27.31%	59
Instructional Time	8.80%	19
Length of Workday	23.15%	50
Prep Time	15.28%	33
Holiday Breaks	7.87%	17
Food Insecurity for Students	8.33%	18
Academic Achievement	12.04%	26
Staff Retention/Teacher Morale	39.35%	85
Child care for families	15.28%	33
Other (please specify)	25.00%	54
<b>TOTAL</b>		<b>487</b>

# Proposed 4-Day: What concerns do you have regarding this calendar option?

Answered: 191 Skipped: 113





## Proposed 4-Day: What concerns do you have regarding this calendar option?

Answered: 191 Skipped: 113

ANSWER CHOICES	RESPONSES	
Start Time	30.37%	58
End Time	20.42%	39
Length of Recess (Elementary)	29.32%	56
Instructional Time	14.66%	28
Length of Workday	22.51%	43
Prep Time	9.95%	19
Holiday Breaks	7.85%	15
Food Insecurity for Students	24.61%	47
Academic Achievement	25.65%	49
Staff Retention/Teacher Morale	15.18%	29
Child care for families	28.80%	55
Other (please specify)	23.04%	44
<b>TOTAL</b>		<b>482</b>

## Overall Satisfaction with each presented calendar (1-10 Scale):

Current Calendar: 6.5

Proposed

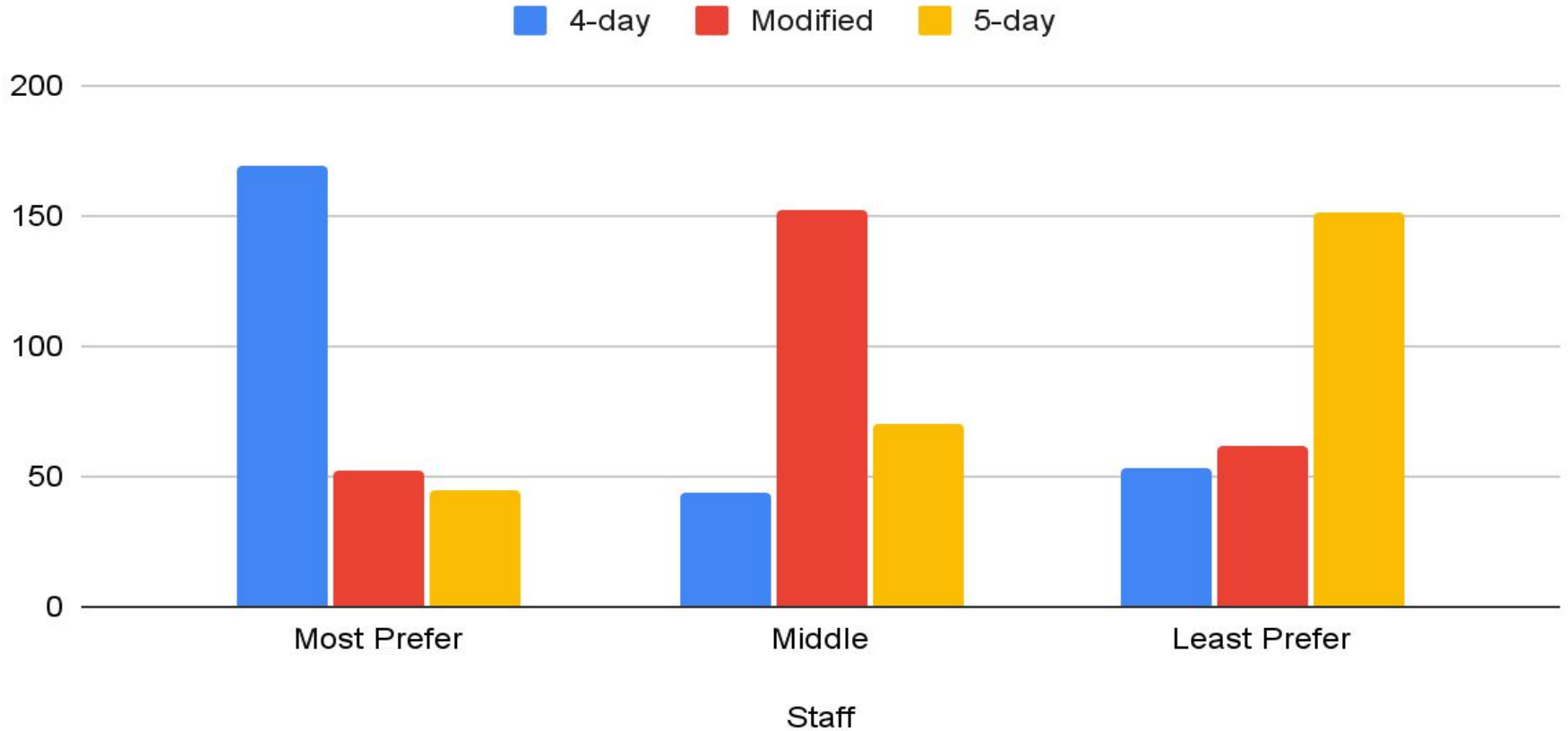
5-Day: 4.91

Modified: 5.81

4-Day: 7.23

Staff			
	Most Prefer	Middle	Least Prefer
4-day	169	44	53
Modified	52	152	62
5-day	45	70	151
Percents	Most Prefer	Middle	Least Prefer
4-day	63.53%	16.54%	19.92%
Modified	19.55%	57.14%	23.31%
5-day	16.92%	26.32%	56.77%

# Staff Preference



# Emmett School District Community Calendar Survey

Thursday, February 01, 2024

**123**

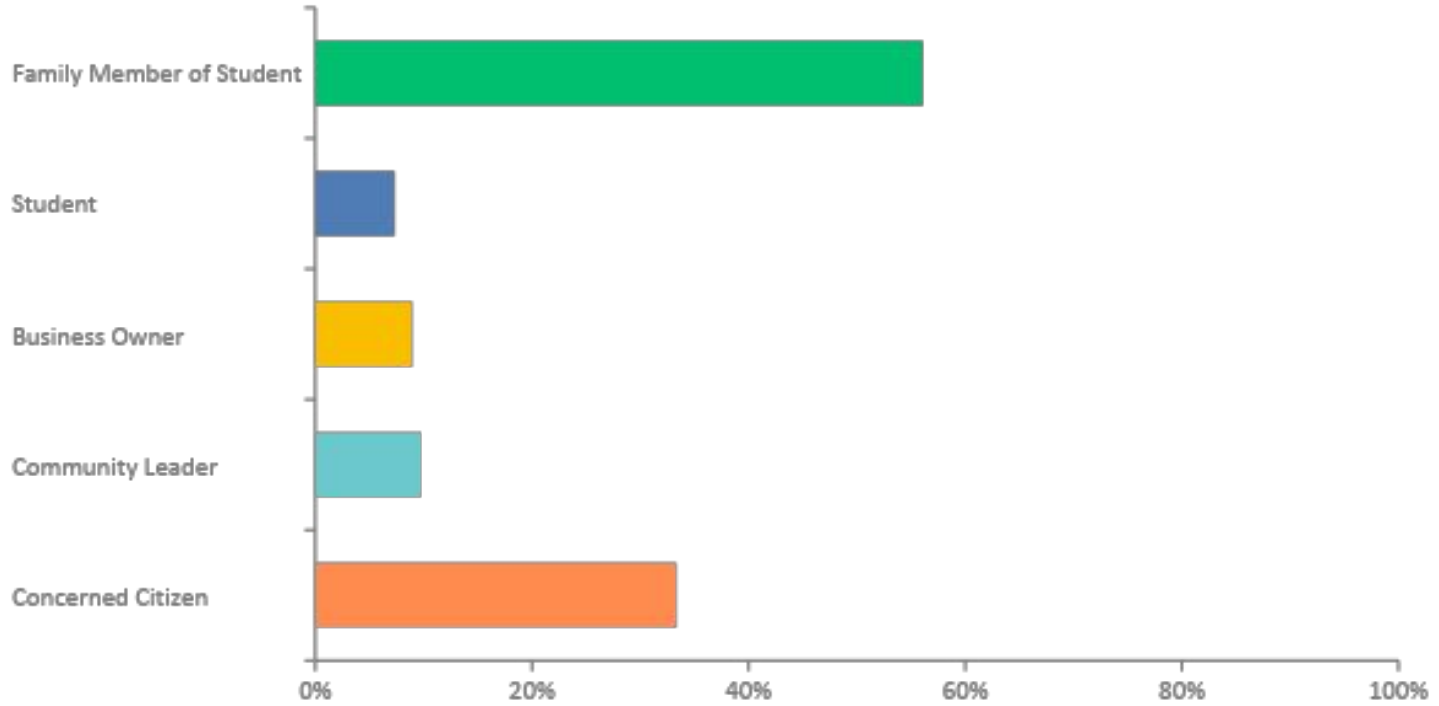
Total Responses

Date Created: Saturday, January 13, 2024

Complete Responses: 123

# Q1: What is your role in the Emmett community?

Answered: 123 Skipped: 0



# Q1: What is your role in the Emmett community?

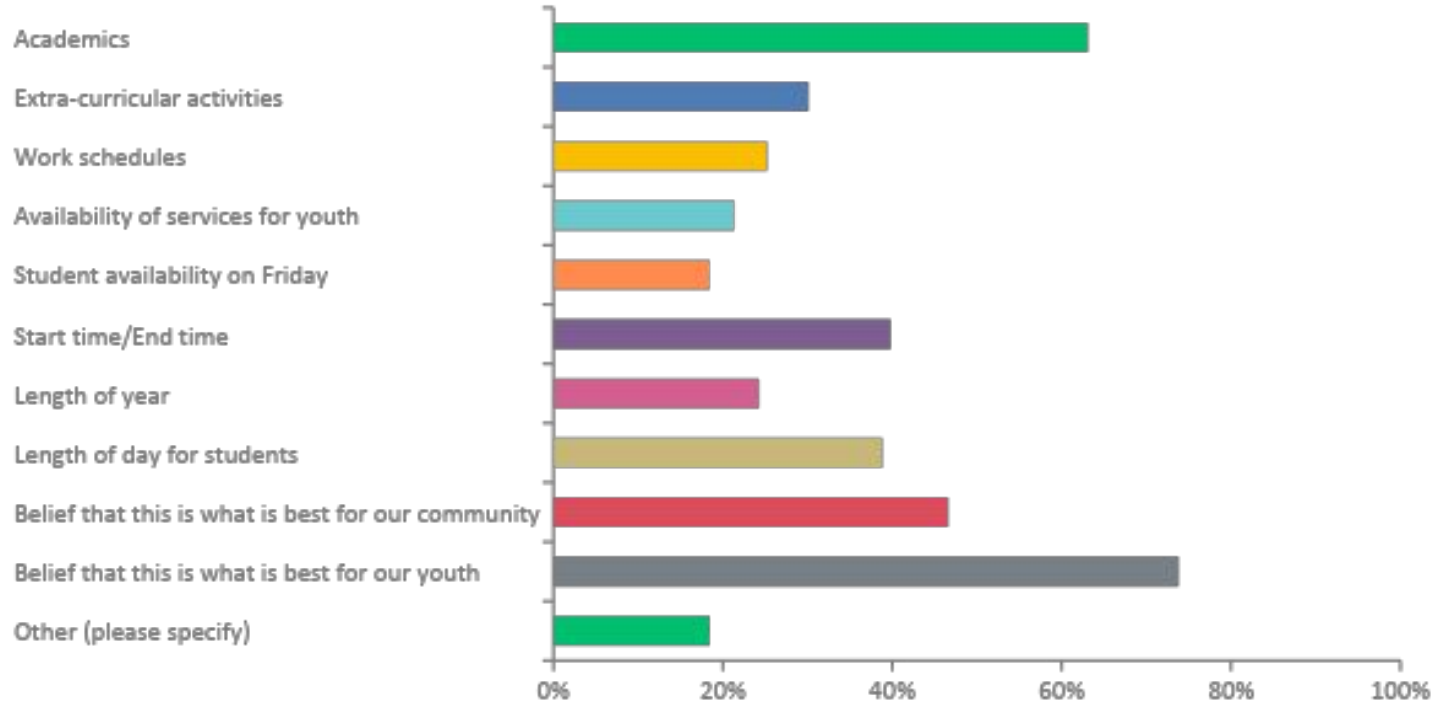
Answered: 123 Skipped: 0

ANSWER CHOICES	RESPONSES	
Family Member of Student	56.10%	69
Student	7.32%	9
Business Owner	8.94%	11
Community Leader	9.76%	12
Concerned Citizen	33.33%	41
TOTAL		142



## Q6: What factors influenced your choice of calendar?

Answered: 103 Skipped: 20



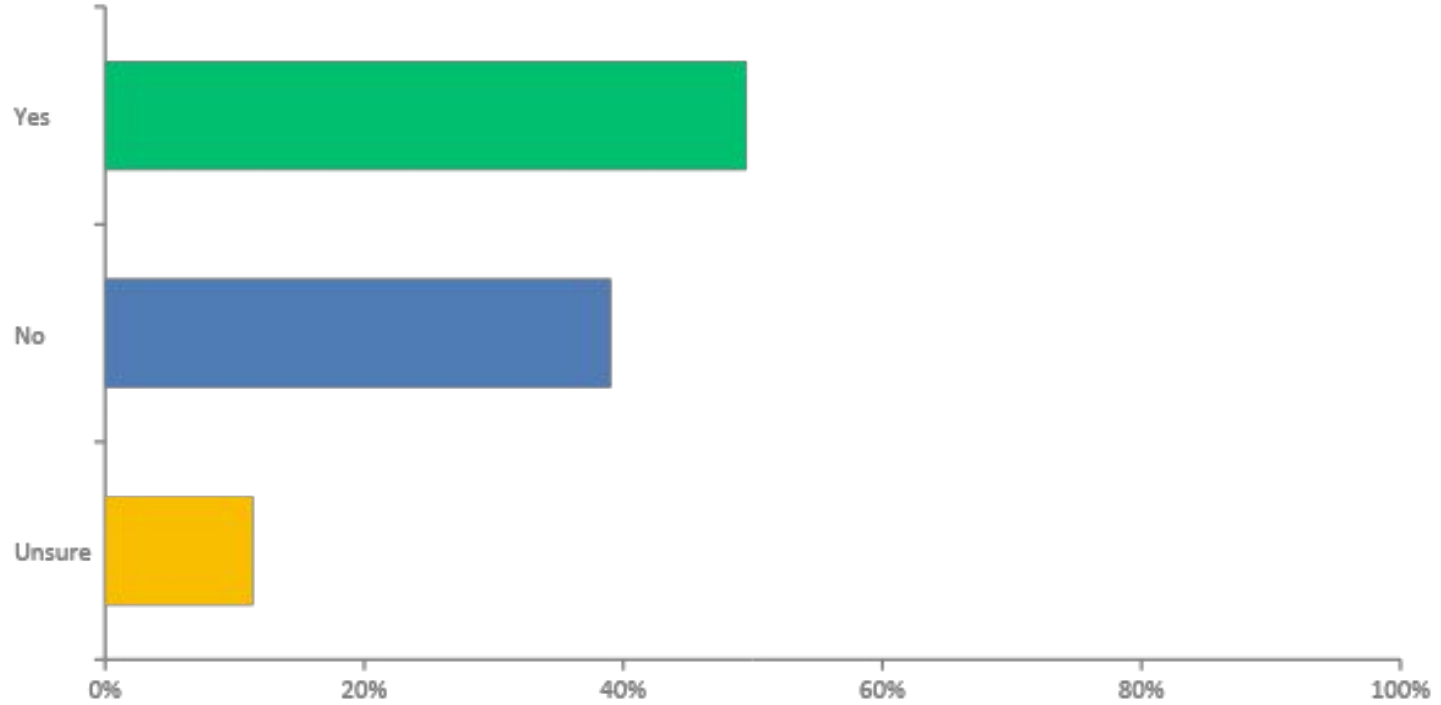
## Q6: What factors influenced your choice of calendar?

Answered: 103 Skipped: 20

ANSWER CHOICES	RESPONSES	
Academics	63.11%	65
Extra-curricular activities	30.10%	31
Work schedules	25.24%	26
Availability of services for youth	21.36%	22
Student availability on Friday	18.45%	19
Start time/End time	39.81%	41
Length of year	24.27%	25
Length of day for students	38.83%	40
Belief that this is what is best for our community	46.60%	48
Belief that this is what is best for our youth	73.79%	76
Other (please specify)	18.45%	19
<b>TOTAL</b>		<b>412</b>

# Q7: Does the school districts calendar choice have the potential to impact your willingness to support future bonds and levies within the school district?

Answered: 105 Skipped: 18



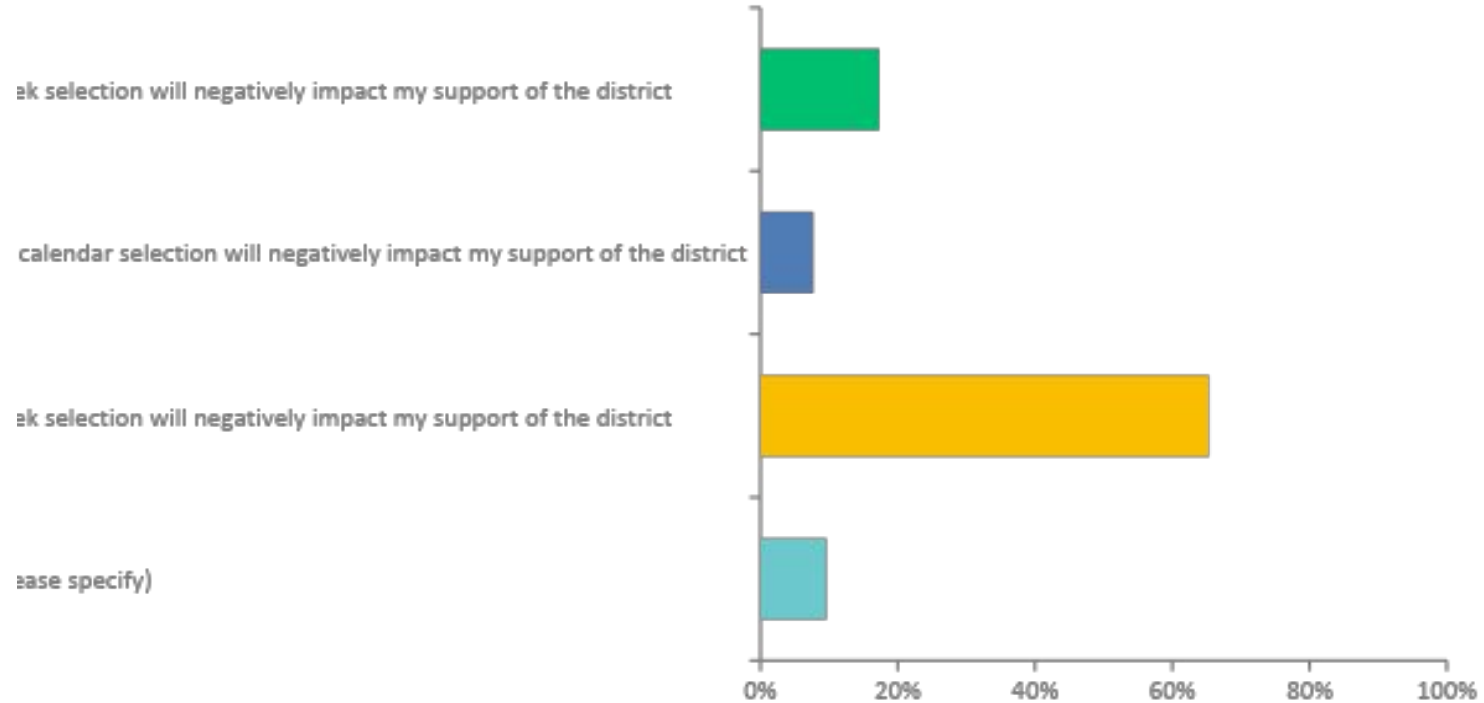
## Q7: Does the school districts calendar choice have the potential to impact your willingness to support future bonds and levies within the school district?

Answered: 105 Skipped: 18

ANSWER CHOICES	RESPONSES	
Yes	49.52%	52
No	39.05%	41
Unsure	11.43%	12
TOTAL		105

# Q8: In what respect would the calendar selected impact your support of the Emmett School district.

Answered: 52 Skipped: 71



## Q8: In what respect would the calendar selected impact your support of the Emmett School district.

Answered: 52 Skipped: 71

ANSWER CHOICES	RESPONSES	
5-day week selection will negatively impact my support of the district	17.31%	9
Modified calendar selection will negatively impact my support of the district	7.69%	4
4-day week selection will negatively impact my support of the district	65.38%	34
Other (please specify)	9.62%	5
<b>TOTAL</b>		<b>52</b>

## Overall Satisfaction with each presented calendar (1-10 Scale):

### Proposed

5-Day: 6.3

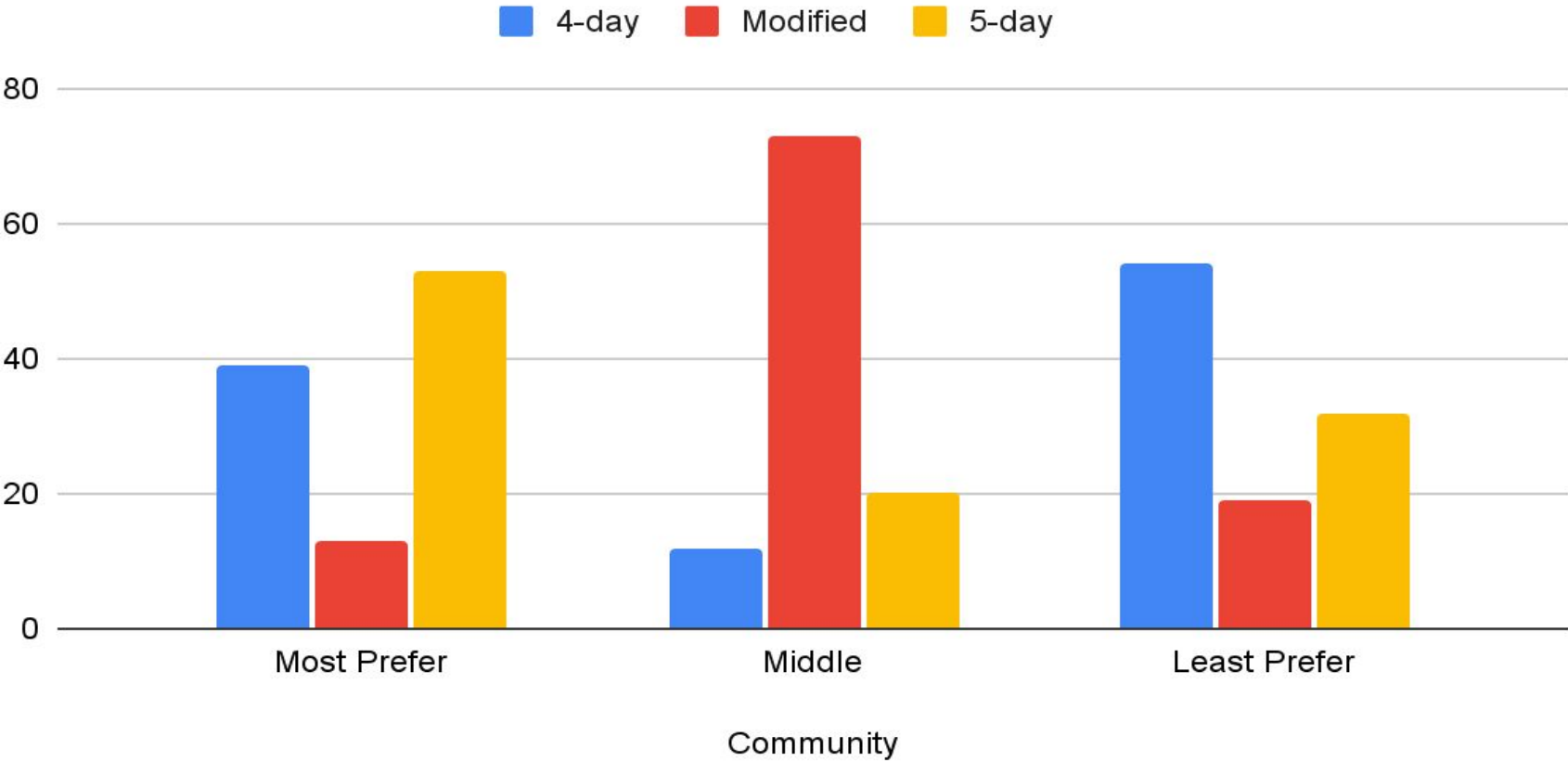
Modified: 4.63

4-Day: 4.93

	Most Prefer	Middle	Least Prefer
4-day	39	12	54
Modified	13	73	19
5-day	53	20	32
Percents	Most Prefer	Middle	Least Prefer
4-day	37.14%	11.43%	51.43%
Modified	12.38%	69.52%	18.10%
5-day	50.48%	19.05%	30.48%



# Community Preference



# Emmett School District Student Calendar Survey

Thursday, February 01, 2024

**456**

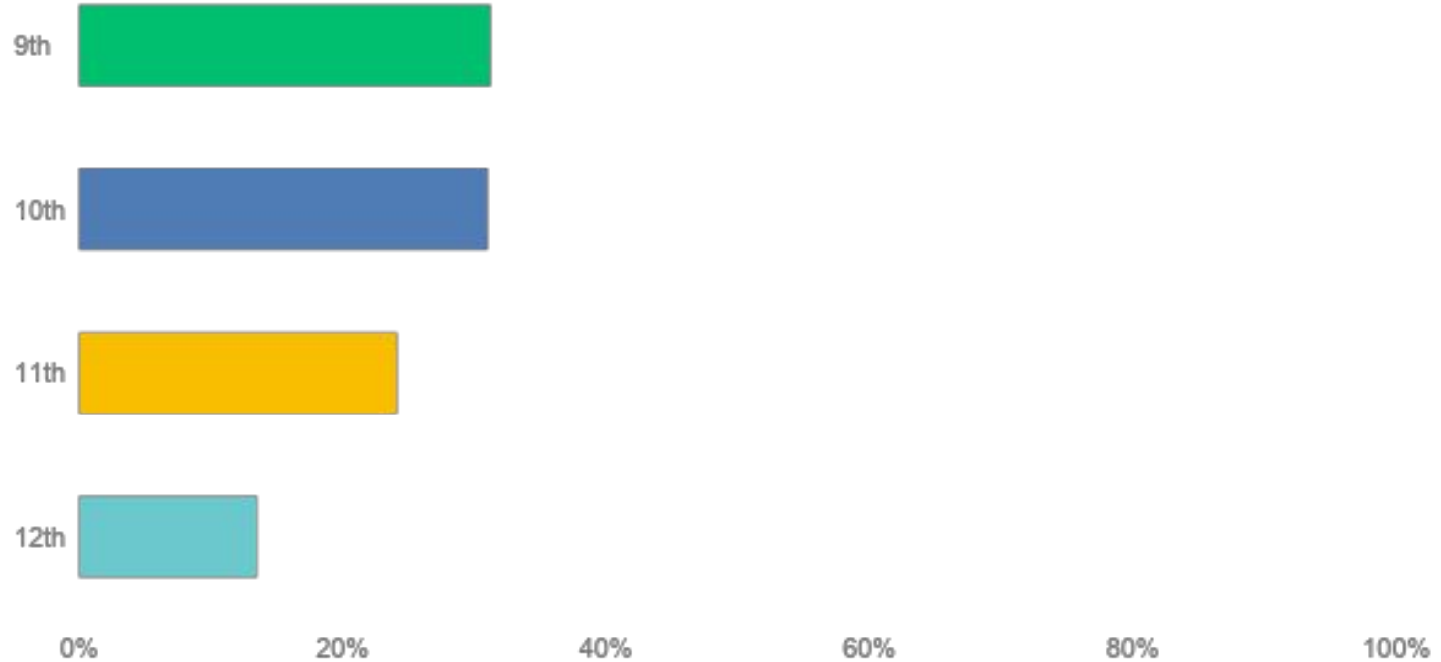
Total Responses

Date Created: Sunday, January 14, 2024

Complete Responses: 456

# Q1: In what grade are you currently enrolled?

Answered: 451 Skipped: 5



# Q1: In what grade are you currently enrolled?

Answered: 451 Skipped: 5

ANSWER CHOICES	RESPONSES	
9th	31.26%	141
10th	31.04%	140
11th	24.17%	109
12th	13.53%	61
TOTAL		451

## Overall Satisfaction with each presented calendar (1-10 Scale):

### Proposed

5-Day: 4.47

Modified: 5.37

4-Day: 4.59

	Most Prefer	Middle	Least Prefer
4-day	166	72	188
Modified	153	211	62
5-day	107	147	172
Percents	Most Prefer	Middle	Least Prefer
4-day	38.97%	16.74%	44.55%
Modified	35.92%	49.07%	14.69%
5-day	25.12%	34.19%	40.76%

# Student Preference

4-day Modified 5-day

