

2021-22 Revised Budget

Prepared by the District 191 Business Office
200 W. Burnsville Pkwy.
Burnsville, MN 55337
952-707-2050



**Agenda IV. B.2.
January 27, 2022**

TO: Members, Board of Education
Dr. Theresa Battle, Superintendent

FROM: Lisa K. Rider, executive director of business services

DATE: January 20, 2022

RE: Approve 2021-22 Revised Budget

RECOMMENDATION: That the Board of Education approves the 2021-22 Revised Budget providing all funds' revenues of \$195,655,474 and all funds' expenditures of \$195,682,512.

**ISD 191 BURNSVILLE - EAGAN - SAVAGE
2021-2022 REVISED BUDGET
CHANGES IN FUND BALANCE**

FUND	REVENUE BUDGET	EXPENDITURE BUDGET	INCR (DECR) TO FUND BALANCE
GENERAL	\$ 135,885,717	\$ 136,035,698	\$ (149,981)
FOOD SERVICE	5,096,656	4,813,814	282,842
COMMUNITY SERVICE	6,327,851	5,710,055	617,796
CAPITAL PROJECTS	250	1,657,945	(1,657,695)
DEBT SERVICE	24,900,000	23,185,000	1,715,000
CUSTODIAL FUNDS	-	-	-
INTERNAL SERVICE FUND	23,445,000	24,280,000	(835,000)
TOTAL ALL FUNDS	<u>\$ 195,655,474</u>	<u>\$ 195,682,512</u>	<u>\$ (27,038)</u>

Each fiscal year the budget is revised to reflect the most current information available with respect to revenues and expenditures. This recommendation formally recognizes these amendments to the revisions by incorporating them into the budget document. Revisions have been made in all governmental funds. There is a strong possibility of an Amendment to this Revised Budget that will be considered in April, 2022.

Following is a brief explanation of the more substantive amendments to the revisions:

General Fund

- General Education Formula used is the \$6728 per adjusted pupil unit which is a 2.45% increase from the prior year formula used.
- Enrollment assumptions increased by 76 average daily membership (ADMs) with a total of 7,680 ADMs from 7,604 ADMs used in the Adopted FY22 budget.
- Revenue budget changes related to increase in state aid funding after the legislative session ended in the summer and inclusion of various Federal Relief Funds.
- Expenditure budget reductions for areas anticipated to be underspent due to the use of federal relief funds utilized and changes to assumptions.
- Revised FY22 Budget includes an increase over the Adopted FY22 Budget of 22.14 FTEs within the General Fund.

With time, more planning has been implemented and positions have been identified for funding by the various federal relief funds and our typical funding sources. The General Fund in the Adopted FY22 Budget anticipated the use of fund balance of \$5,081,823. The Revised FY22 Budget projects the use of fund balance of \$149,981. This significant change anticipates some of the similar savings we have seen to our general fund throughout the pandemic. The projected unassigned fund balance as a percent of general fund total expenditures for June 30, 2022 is projected to be approximately 14.11%.

Food Service Fund

The food service revenues and expenditures have been revised for more accurate assumptions based on updated personnel costs and the use of the Summer Food Service Program. As a result of using the Summer Food Service Program, we are projecting an increase to the fund balance.

Community Service Fund

The community service revenues and expenditures have been reviewed and revised for more accurate assumptions based on prior year trends, experiences, and changes in programming.

Debt Service Fund

The debt service revenues and expenditures have been reviewed and accurately reflect principal and interest payments, including the necessary refunding payments as a result of the 2021A Refunding Bonds which will pay off the 2012A Bonds when callable in February and the receipt of the proceeds from the sale of River Ridge Education Center.

I recommend approval of the 2021-22 Revised Budget.

Fiscal Year 2022 Revised Budget

**Lisa Rider - Executive Director of
Business Services**

January 27, 2022



Overview

- » Provide the Board and Community with school finance information and resources for COVID-19 relief
- » Recommendation to the Board for approval of Fiscal Year (FY) 2022 Revised Budget

Agenda

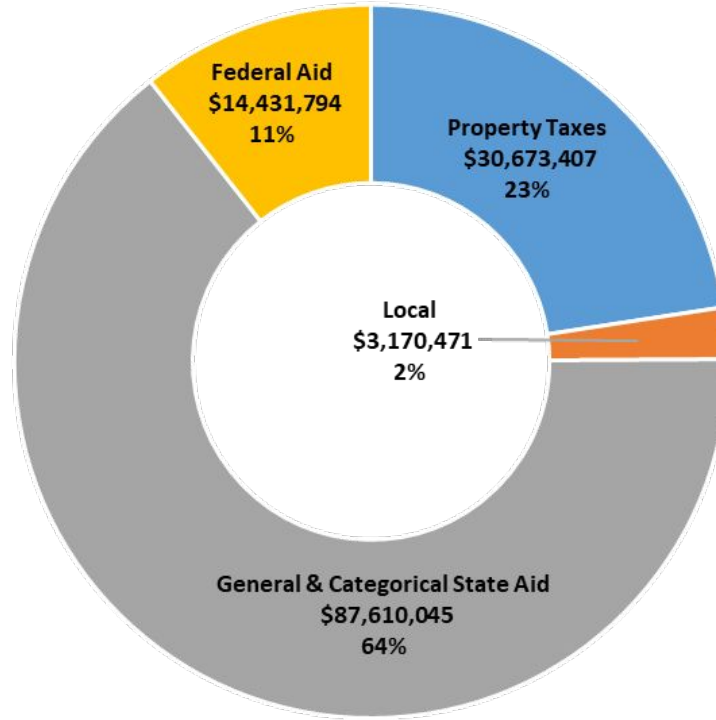
- Where does district funding come from?
- What restrictions are there on district spending?
- How does the district spend its money?
- Why is there a shortfall now?
 - State aid is still behind
 - Impact of Enrollment, “the numbers”
- What’s the current situation

2021-2022 Revised Budget - All Funds

ISD 191 BURNSVILLE - EAGAN - SAVAGE 2021-2022 REVISED BUDGET CHANGES IN FUND BALANCE				
FUND	AUDITED FUND BALANCE 6/30/21	REVENUE BUDGET	EXPENDITURE BUDGET	PROJECTED FUND BALANCE 6/30/22
GENERAL	\$ 29,521,879	\$ 135,885,717	\$ 136,035,698	\$ 29,371,898
FOOD SERVICE	1,119,125	5,096,656	4,813,814	1,401,967
COMMUNITY SERVICE	2,072,635	6,327,851	5,710,055	2,690,431
CAPITAL PROJECTS	1,657,695	250	1,657,945	0
DEBT SERVICE	4,123,714	24,900,000	23,185,000	5,838,714
CUSTODIAL FUNDS	-	-	-	-
INTERNAL SERVICE FUND	23,785,113	23,445,000	24,280,000	22,950,113
TOTAL ALL FUNDS	\$ 62,280,161	\$ 195,655,474	\$ 195,682,512	\$ 62,253,123

General Fund Revenue - \$135,885,717

Revenue:
Where does
it come
from?



What restrictions are there?

General Fund Capital: Annual allocation that can only be used for approved personnel and equipment per state statute

Title Funds: Federal money designated for specific purposes such as needs associated with high poverty rates

Technology Levy: Specifically for technology, personnel and equipment

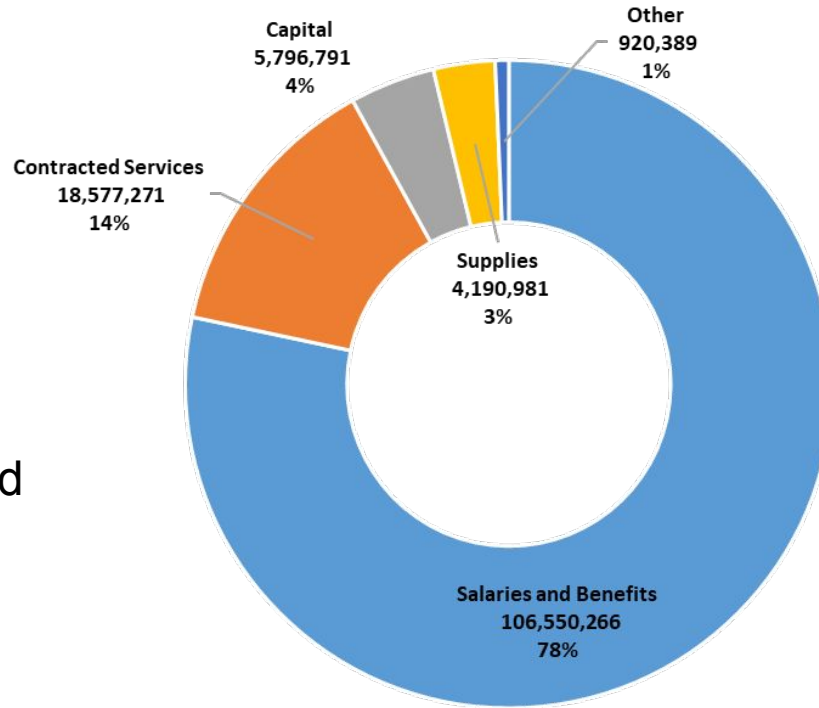
Community Education - Food & Nutrition Services

Capital Building Funds: Can only be used for facilities projects
(example: Vision One91 funds expected to be fully spent by 6/30/2022)

General Fund Expenditures by Object - \$136,035,698

Spending: By Type of Expense

- 78% on people
- 22% on supplies, facilities, contracted services, etc.



People: By Bargaining Group General Fund

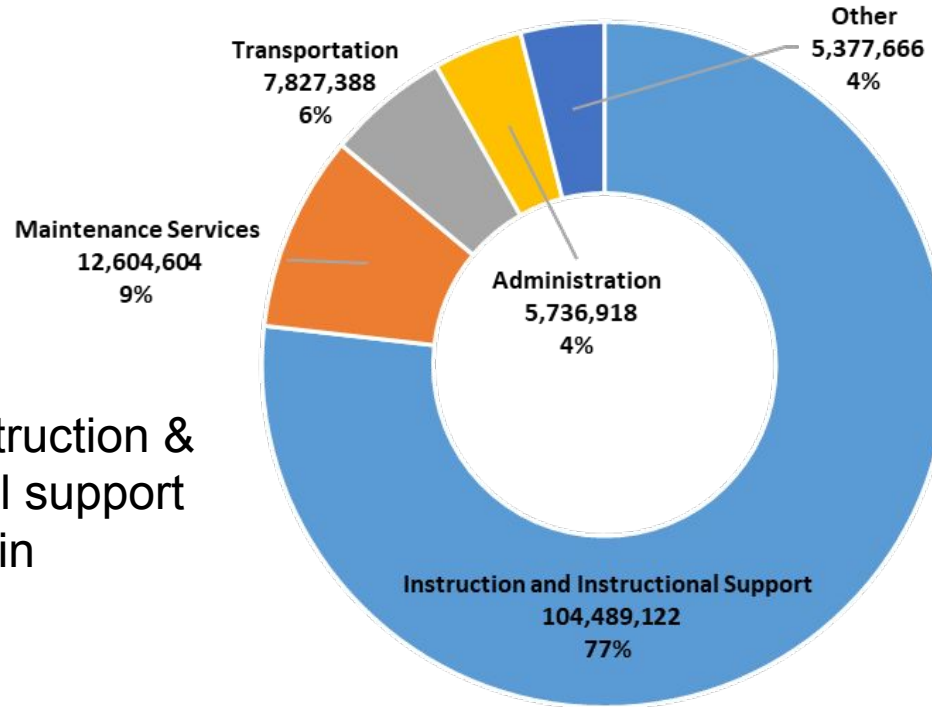
General Fund Bargaining Group	Sum of FTE (Full-Time Equivalent)	Sum of Salary	Sum of Benefits	Total Salary + Benefits	% of Total
Clerical	44.00	\$ 2,168,787	\$ 980,660	\$ 3,149,447	3.18%
Confidential	6.00	\$ 407,929	\$ 161,316	\$ 569,244	0.57%
Custodial	72.00	\$ 3,697,665	\$ 1,168,952	\$ 4,866,617	4.91%
District Wide	8.65	\$ 1,060,678	\$ 369,098	\$ 1,429,776	1.44%
Educational Asst	169.71	\$ 4,785,832	\$ 3,025,345	\$ 7,811,176	7.88%
Info Tech Specialists	13.00	\$ 748,594	\$ 265,399	\$ 1,013,993	1.02%
Operations	3.00	\$ 220,604	\$ 65,053	\$ 285,657	0.29%
Principals	20.00	\$ 2,856,568	\$ 968,251	\$ 3,824,819	3.86%
Superintendent	1.00	\$ 195,760	\$ 57,745	\$ 253,505	0.26%
Teachers	624.98	\$ 49,087,542	\$ 20,586,603	\$ 69,674,144	70.32%
Unaffiliated	45.18	\$ 3,041,499	\$ 1,319,865	\$ 4,361,364	4.40%
VPK / CE	30.84	\$ 1,346,922	\$ 489,924	\$ 1,836,846	1.85%
Grand Total	1,038.36	\$ 69,618,379	\$ 29,458,211	\$ 99,076,590	100%

[Burnsville-Eagan-Savage District #191 Bargaining Unit Descriptions](#)

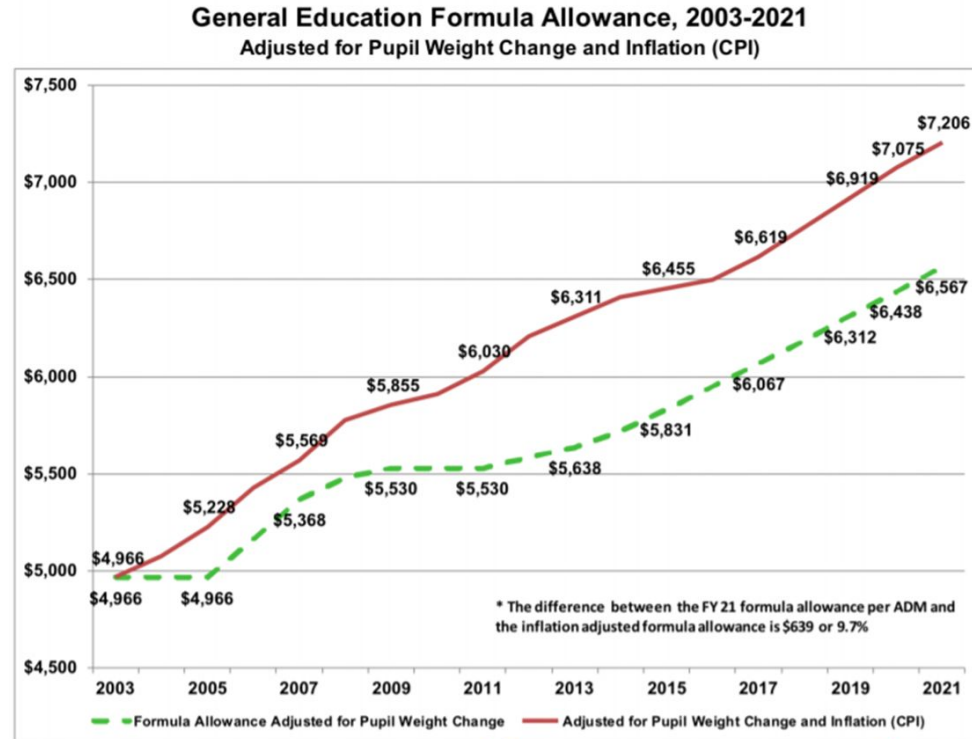
General Fund Expenditures by Program - \$136,035,698

Spending: By Purpose

- 77% on instruction & instructional support
- 4% on admin



General Education Formula - State Aid is still behind



Source: MDE August 2019 Inflation Estimates



Association of Metropolitan School Districts



FY 2022 Revised Budget

General Education Formula - State Aid Numbers

- The General Education Formula generates for us 41.6% of our total General Fund Revenue in our Revised FY22 Budget
- General Education Formula increase of 2.45% increased the formula from \$6,567 to \$6,728 per pupil
- Applying this increase with no change in enrollment from the prior year = \$1,378,154
- \$1,378,154 is equal to 1.1% increase in all expenditures from the prior year
- Each year we must apply the increase with adjustments for our projected end of year enrollment
- For ISD 191, due to our change in enrollment, our increase in revenue is \$312,910 of additional income which is equal to 0.2% increase in all expenditures from the prior year

Federal Relief Funds Included

General Fund 01

- Finance 140 \$ 435,427
- Finance 141 \$ 36,589
- Finance 150 \$ 379,460
- Finance 153 \$ 524
- Finance 155 \$ 7,112,727
- Finance 158 \$ 75,347
- Finance 159 \$ 56,236
- Finance 163 \$ 407,000
- Finance 170 \$ 467,480
- Finance 171 \$ 497,477

○ Total \$ 9,468,267

[Federal Relief Funds Summary from December 2021 report](#)

Community Education Fund 04

- Finance 165 \$ 76,800
- Finance 166 \$ 121,145

○ Total 197,945

Current Reality

General Fund Budget Comparative Summary

	Actual Results 2018-19	Actual Results 2019-20	Actual Results 2020-21	Adopted Budget 2021-22	Revised Budget 2021-22
Total Beginning Fund Balance	\$ 15,815,204	\$ 15,379,015	\$ 20,326,027	\$ 21,483,321	\$ 29,521,880
Revenues	131,545,485	132,246,197	129,973,192	123,498,369	126,417,450
Federal Relief Revenues			4,673,195	7,187,245	9,468,267
Expenditures	132,076,288	127,299,185	120,777,339	132,480,192	130,875,664
Federal Relief Expenditures			4,673,195	3,287,245	5,160,034
Variance (Revenues - Expenditures)	(530,803)	4,947,012	9,195,853	(5,081,823)	(149,981)
Total Ending Fund Balance	\$ 15,284,401	\$ 20,326,027	\$ 29,521,880	\$ 16,401,498	\$ 29,371,899
Breakdown of Fund Balance Categories					
Nonspendable	\$ 469,392	\$ 435,457	\$ 382,338	\$ 367,587	\$ 382,338
Restricted	5,526,162	7,878,828	9,020,782	5,476,553	8,261,908
Committed	1,550,194	1,735,209	1,849,491	1,784,069	1,538,385
Assigned			5,081,823	-	-
Unassigned	7,738,653	10,276,533	13,187,446	8,773,289	19,189,268
Total Ending Fund Balance	\$ 15,284,401	\$ 20,326,027	\$ 29,521,880	\$ 16,401,498	\$ 29,371,899
Unassigned Fund Balance %	5.86%	8.07%	10.51%	6.46%	14.11%

Capital Projects Fund

Projects Since 7/1/2021	Invoices Paid	Yet to be billed	
NMS upgrades	195,611.00		
HB restroom	261,768.17	25,000	
BHS Heating Updates	60,154.00		
HB Media Ctr	10,752.00		
Security Door Adjustments	71,185.23		
Security District Wide	33,191.24	188,974	
BHS Pool MechRm	12,600.00		
BHS Video Scoreboard	165,000.00	5,000	
BHS Aquatic Scoreboard	16,937.00	29,000	
BHS Wrestling Mats	-	50,000	
BHS Generator Repair & Water Softener	32,100.00	100,000	
BHS Main Gym Curtains	-	15,471	
WB Trees Storm Property Restoration	41,025.00	75,000	
BHS Sleigh Chairs and replacement Tables	94,896.90	-	
Pates Turf Field Equipment	-	12,000	
HB Bus Entrance	9,996.00		
BHS Cafeteria Audio	-	17,000	
DEC upgrade for Ipad controls	-	72,000	
MRAZ	5,283.63	10,000	
BHS PA system repair	-	40,000	
BHS Shot Clocks	-	8,000	
Subtotal	\$ 1,010,500	\$ 647,445	\$ 1,657,945

Other Resources

- [FY22 Revised Budget - Budget Unit Summary Report with comparison column to Adopted Budget](#)
- [FY22 Revised Budget - Staffing by Bargaining Group](#)

Next Steps

January 27, 2022

Recommendation to approve the FY 2022 Budget, as presented.

April, 2022

Amend the FY 2022 Revised Budget, as necessary.

*Thank
you*

2022 Revised Budget by Budget Unit

(Staffing and budgeted Full-time Equivalent (FTE) as of December 28, 2021)

		Adopted Budget	Payroll Expenses	Non-Payroll Expenses	Revised Budget	+ / -	Revised FTE's
01010	General Elementary Instruction Personnel	17,771,419	16,900,210	175,000	17,075,210	(696,209)	140.16
Provides the funding necessary to provide instruction in the core academic subjects of language arts, math, and social studies at the district's eight elementary schools.							
01030	General Elementary Instruction Subs	300,000	0	300,000	300,000	-	0.00
Provides the funding necessary for elementary substitutes.							
02010	General Middle School Instruction Personnel	5,144,980	4,878,881	0	4,878,881	(266,099)	42.25
Provides the funding necessary to offer courses in the core academic subjects of language arts, math, science, social studies, and world language at the district's three middle schools.							
02020	General Middle School Instruction Subs	170,000	50,000	120,000	170,000	-	0.00
Provides the funding necessary for middle school substitutes.							
03010	General High School Instruction Personnel	6,626,837	6,435,538	0	6,435,538	(191,299)	53.65
Provides the funding necessary to offer courses in the core academic subjects of language arts, math, science, social studies, and world language at the district's high school.							
03020	General High School Instruction Subs	150,000	30,000	120,000	150,000	-	0.00
Provides the funding necessary for high school substitutes.							

2022 Revised Budget by Budget Unit

(Staffing and budgeted Full-time Equivalent (FTE) as of December 28, 2021)

		Adopted Budget	Payroll Expenses	Non-Payroll Expenses	Revised Budget	+ / -	Revised FTE's
04010	PhyEd, Health, Art, Music Personnel	4,846,357	4,738,462	3,300	4,741,762	(104,595)	44.26
Provides the funding to provide K-12 physical education, 6-12 health, K-12 visual arts, K-12 general/vocal music, and 6-12 Instructional music instruction.							
05010	Long Term Subs	250,000	140,000	0	140,000	(110,000)	0.00
Provides the funding necessary for payment of Long Term Subs K-12.							
06000	Health Care Teacher	87,494	88,738	0	88,738	1,244	1.00
Provides the funding to operate the instructional program of health care.							
06010	Family and Consumer Science Instruction	661,144	671,157	0	671,157	10,013	6.44
Provides the funding to operate the instructional program of family and consumer science.							
06020	Trade and Industrial Education	472,032	448,936	0	448,936	(23,096)	3.92
Provides the funding to operate the instructional program of trade and industrial education.							
06030	Career and Tech General Education	114,792	113,339	0	113,339	(1,453)	0.90
Provides the funding for general career and tech education in a variety of career objectives.							
06040	Business and Office Education	377,011	324,856	0	324,856	(52,155)	2.80
Provides the funding to operate the instructional program of business and office education.							
06050	Partnerships	206,780	189,888	0	189,888	(16,892)	1.00
Provides the funding for Strategic Partnerships and Pathways and related efforts in connecting our students with community opportunities.							
06060	PostSecondary Tuition Career Tech	375,000	0	515,000	515,000	140,000	0.00
Provides the budget for secondary students to attend Career & Technical classes.							

2022 Revised Budget by Budget Unit

(Staffing and budgeted Full-time Equivalent (FTE) as of December 28, 2021)

		Adopted Budget	Payroll Expenses	Non-Payroll Expenses	Revised Budget	+ / -	Revised FTE's
06070	PostSecondary CIS PSEO	724,000	0	724,000	724,000	-	0.00
Provides the budget for secondary students to attend classes through the District's various University and College programs including college in the schools (CIS) and post-secondary enrollment options (PSEO).							
07010	K12 Media Services	721,884	725,613	0	725,613	3,729	7.75
Provides the funding to provide K-12 media services- media specialists and media educational assistants.							
07020	K12 Gifted and Talented	295,272	294,120	0	294,120	(1,152)	3.00
Provides the funding to provide for a gifted and talented instructor at each elementary school.							
07030	612 Guidance Services	931,814	1,040,417	0	1,040,417	108,603	11.00
Provides the funding to provide 6-12 guidance services.							
07040	912 Deans	670,370	577,232	0	577,232	(93,138)	5.83
Provides the funding to provide 6-12 Dean support.							
07060	English Second Language Learner	4,354,120	4,311,047	70,150	4,381,197	27,077	42.07
Provides funding for the district's K-12 English Second Language Learner program and includes salaries, benefits, and other instructional expenses.							
08010	Site Allocation of Instructional/Operational Resources	462,653	2,038	670,050	672,088	209,435	0.00
Provides the per pupil funding allocation for instructional and operational related expenses. This funding is intended to cover the costs of building level equipment repairs, purchase of general supplies, classroom supplies, telephone, etc.							

2022 Revised Budget by Budget Unit

(Staffing and budgeted Full-time Equivalent (FTE) as of December 28, 2021)

		Adopted Budget	Payroll Expenses	Non-Payroll Expenses	Revised Budget	+ / -	Revised FTE's
08020	Building Level Copier Leases	82,250	0	79,390	79,390	(2,860)	0.00
Provides the funding for the monthly lease costs of the main multi-functional device within each school.							
09010	Special Ed Salaries/Benefits	24,716,278	25,079,906	0	25,079,906	363,628	305.05
Provides funding for staff costs necessary to operate the Office of Student Support Services. Most, but not all of these expenditures, are either reimbursed with state or federal special education funds or are related to general education functions.							
09030	Special Ed Purchased Services	1,431,400	0	2,010,377	2,010,377	578,977	0.00
Provides funding for Student Support Services purchased services, supplies and equipment.							
09040	Special Ed Transportation	4,208,000	0	4,208,000	4,208,000	-	0.00
Required transportation, purchased services, supplies and equipment for students served by Student Support Services.							
10010	Alternative Learning Center	4,620,228	3,026,837	210,010	3,236,847	(1,383,381)	33.23
Provides categorical funds to operate the alternative high school, school within a school, extended day and extended year programs for elementary and middle school students.							
10020	Licensed Mental Health Services	200,000	0	250,000	250,000	50,000	0.00
Provides categorical funding to support a financial partnership with Headway, who are able to respond to pressing mental health needs, proactively support student success, and be readily available in case of a crisis.							
10030	K12 Nursing/Health Services	1,076,734	1,111,875	19,800	1,131,675	54,941	13.25
Provides funding to operate the district health services department including salaries, benefits and other operating expenses for the district school health offices. Certain FTEs may also be included in Special Ed Salaries, 09010.							

2022 Revised Budget by Budget Unit

(Staffing and budgeted Full-time Equivalent (FTE) as of December 28, 2021)

		Adopted Budget	Payroll Expenses	Non-Payroll Expenses	Revised Budget	+ / -	Revised FTE's
11010	Co-Curricular Activities (Non-Athletic)	322,583	257,394	68,509	325,903	3,320	0.00
Provides the funding to support co-curricular activities. These funds are supplemented through ticket sales, fund raising, donations, etc.							
11011	Student Activities	600,000	0	100,000	100,000	(500,000)	0.00
Provides funding to provide Student Activities. These funds are supplemented through fundraising and donations.							
11020	High School Interscholastic Athletics	1,285,675	974,355	401,540	1,375,895	90,220	2.00
Provides the funding to provide high school athletics. These funds are supplemented through ticket sales, fund raising, donations, etc.							
12010	Title I, Part A Regular Improving Basic Programs	1,985,799	1,915,781	249,787	2,165,568	179,769	24.92
Provides funding to help ensure all children meet challenging state academic standards. Includes staffing, instructional, Supplemental Education Services and staff development expenses.							
12020	Title II, Part A Regular Teacher/Principal Training & Recruiting	306,201	567,854	70,239	638,093	331,892	2.94
Funding pays a portion of teacher and administrative salaries of highly qualified professionals working to improve student achievement.							
12030	Title III Regular Limited English Proficient Students	182,646	231,084	81,505	312,589	129,943	1.75
Funding supports ESL personnel, their professional development, and for interpretation needs of our LEP families.							
12040	Title IV Regular Limited English Proficient Students	124,869	142,641	32,688	175,329	50,460	0.60
Provides funding to provide students with a well rounded education, support safe and healthy students and support effective use of technology for personalized learning opportunities.							

2022 Revised Budget by Budget Unit

(Staffing and budgeted Full-time Equivalent (FTE) as of December 28, 2021)

		Adopted Budget	Payroll Expenses	Non-Payroll Expenses	Revised Budget	+ / -
						Revised FTE's
12050	Carl Perkins Grant	50,000	7,700	89,325	97,025	47,025
	Funding pays for professional development and supplies to teachers of Family and Consumer Science, Business, and Technology Education at Burnsville High School.					0.00
13010	QComp/ProPay	2,137,714	2,135,415	3,200	2,138,615	901
	Provides for expenditures associated with the district's Q-Comp / Pro-Pay programs including salaries and benefits, stipends, performance incentives and other operating expenses.					6.00
13020	Integration and Achievement	2,024,816	1,898,954	117,284	2,016,238	(8,578)
	Provides for expenditures related to the achievement and integration program including salaries and benefits, professional development and other operating expenses.					24.23
13030	Compensatory Education	2,667,667	3,811,993	0	3,811,993	1,144,326
	Provides funding for compensatory programs and initiatives to meet the educational needs of students who are under prepared or are not meeting age appropriate performance standards.					16.62
14010	Technology	1,700,715	715,744	673,698	1,389,442	(311,273)
	Provides funding to manage and support the district's technologies including digital learning specialist, instructional, operational resources, equipment and supplies including the District's intranet and telephone systems.					6.33
14020	Technology: Capital Levy	3,411,906	1,331,499	2,717,618	4,049,117	637,211
	Provides funding of technical staff, 1:1 initiative, and technical training of instructional staff.					14.00
14030	Technology: ERP and SIS Systems	371,791	0	412,541	412,541	40,750
	Provides funding to manage the business management software for HR/Business, Finance, Budgeting, Archival (ERP) and Student Information Systems (SIS)					0.00

2022 Revised Budget by Budget Unit

(Staffing and budgeted Full-time Equivalent (FTE) as of December 28, 2021)

		Adopted Budget	Payroll Expenses	Non-Payroll Expenses	Revised Budget	+ / -	Revised FTE's
15010	Instructional Development	251,476	74,898	149,800	224,698	(26,778)	0.50
Provides the funding for district professional development (PD) to support the acquisition of district learning goals. Includes operational resources, purchased services, equipment, supplies, and building level PD allocations.							
15020	Curriculum Development	580,763	343,608	240,279	583,887	3,124	1.49
Provides the funding for the ongoing development of a comprehensive written curriculum. Also includes operational resources, purchased services, equipment and supplies.							
15030	Curriculum Adoptions	884,000	0	884,000	884,000	-	0.00
Provides the funding for the purchase of curriculum resources to support delivery of the written curriculum including textbooks, manipulatives, software and software subscriptions.							
15040	Assessment Program	280,384	163,084	116,300	279,384	(1,000)	1.00
Provides the funding necessary to implement required accountability assessments to monitor student progress toward achievement of academic standards through software fees, purchased services, equipment and supplies.							
16010	Board of Education	121,506	43,857	79,309	123,166	1,660	7.00
Provides the funding for the School Board. Includes School Board stipends, District elections, legal fees and other expenses related to Board initiatives.							
16020	Superintendent	475,152	384,094	97,065	481,159	6,007	2.00
Provides the funding to operate the office of Superintendent of Schools to support the District's mission, vision, and instructional goals.							
16030	Assistant Superintendent	300,854	270,831	41,800	312,631	11,777	1.50
Provides the funding to operate the office of the Assistant Superintendent of Schools to support the development, operation and evaluation of the district's elementary and secondary instructional programs.							

2022 Revised Budget by Budget Unit

(Staffing and budgeted Full-time Equivalent (FTE) as of December 28, 2021)

		Adopted Budget	Payroll Expenses	Non-Payroll Expenses	Revised Budget	+ / -	Revised FTE's
16040	Human Resources	750,986	599,171	151,815	750,986	-	5.00
Provides the funding to support operation of the Human Resources office including advertising, recruiting, hiring, staff development, legal fees, software applications, and compliance requirements.							
16041	Workers Comp, Unemployment, & Premiums for Property Casualty Liability Insurance	1,263,000	515,000	455,000	970,000	(293,000)	0.00
Provides the funding to support the District's workers comp, unemployment, and property, casualty liability insurance and contingencies for deductibles.							
16042	Flexible Savings Accounts/FSA	864,000	880,000	0	880,000	16,000	0.00
Provides expenditures associated with the District's Flexible Benefit Program. A Health Care FSA is a pre-tax benefit account that's used to pay for eligible medical, dental, and vision care expenses that are not covered by your health care plan or elsewhere.							
16050	Business	1,244,275	1,076,745	177,608	1,254,353	10,078	9.50
Provides the funding to operate the school district's business services- including finance, payroll, and mandatory state and federal reporting.							
16054	Business OPEB Implicit Chargeback	(119,720)	(531,283)	412,363	(118,920)	800	0.00
Represents allowable medical, dental, and life insurance costs reimburseable by the district's other postemployment benefits trust (credit to general fund budget) and costs associated with required pension entries for statewide PERA and TRA programs							
16060	Communications and Marketing	540,778	328,695	212,000	540,695	(83)	3.00
Provides the funding to the District's communications and marketing initiatives, maintenance of District websites, social networks, publications, etc.							

2022 Revised Budget by Budget Unit

(Staffing and budgeted Full-time Equivalent (FTE) as of December 28, 2021)

		Adopted Budget	Payroll Expenses	Non-Payroll Expenses	Revised Budget	+ / -	Revised FTE's
16070	Student Registration and Census	451,271	364,642	14,786	379,428	(71,843)	4.00
Provides the funding to operate the school district's student registration, enrollment, and reporting services.							
17010	Voluntary PreKindergarten	1,310,523	1,528,846	40,700	1,569,546	259,023	28.35
Provides the funding to operate the Voluntary Pre-Kindergarten Program.							
17011	Elementary Administrators	1,544,948	1,644,457	0	1,644,457	99,509	8.50
Provides the funding to operate the elementary principals' offices at each school.							
17012	Elementary Building Clerical	669,567	664,407	0	664,407	(5,160)	9.00
Provides the funding to operate the elementary principals' offices at each school.							
17013	Elementary EAs	483,036	463,634	0	463,634	(19,402)	16.29
Provides the funding various administrative and educational roles at each school.							
17021	Secondary Administrators	2,083,845	2,003,341	0	2,003,341	(80,504)	10.50
Provides the funding to operate the secondary principals' offices at each school.							
17022	Secondary Building Clerical	936,085	1,008,665	0	1,008,665	72,580	15.00
Provides the funding to operate the secondary principals' offices at each school.							
17025	Miscellaneous Stipends	56,195	102,348	0	102,348	46,153	0.00
Provides the funding for miscellaneous stipends and extra hours that are currently not attached to another budget unit.							
17027	DEC CLERICAL	59,621	68,168	30,000	98,168	38,547	1.00
Provides the funding to operate the Administrative Services at Diamondhead.							

2022 Revised Budget by Budget Unit

(Staffing and budgeted Full-time Equivalent (FTE) as of December 28, 2021)

		Adopted Budget	Payroll Expenses	Non-Payroll Expenses	Revised Budget	+ / -	Revised FTE's
18010	Student Transportation	4,800,149	37,970	3,467,659	3,505,629	(1,294,520)	0.50
Provides the funding to transport eligible students to and from school including during regular and extended year/day terms.							
19010	Custodial	5,810,993	4,983,171	789,586	5,772,757	(38,236)	68.90
Provides the funding to operate the District's custodial services. Includes supplies, equipment and contracted services.							
19020	Building, Grounds and Maintenance	1,361,328	283,688	1,116,760	1,400,448	39,120	3.50
Provides the funding to operate the District's building, grounds and maintenance departments. Includes supplies, equipment and contracted services.							
19030	Environmental Health and Safety/ADA Compliance	2,653,531	276,920	2,266,732	2,543,652	(109,879)	2.60
Provides the funding to operate the District's environmental health and safety department as well as Long Term Facilities Maintenance Projects. Includes supplies, equipment and contracted services.							
19040	Facility Leases	824,923	0	524,923	524,923	(300,000)	0.00
Provides the funding for the District's facility leases for Pates Stadium, Ice Arena and Diamondhead leasehold improvements.							
19041	Facility Rental	153,202	143,573	23,000	166,573	13,371	1.00
Provides the funding for the expenditures related to rental of the District's facilities.							
19050	Warehouse and Purchasing	119,795	119,795	0	119,795	-	1.50
Provides the funding to operate the school district's warehouse and purchasing departments.							

2022 Revised Budget by Budget Unit

(Staffing and budgeted Full-time Equivalent (FTE) as of December 28, 2021)

		Adopted Budget	Payroll Expenses	Non-Payroll Expenses	Revised Budget	+ / -	Revised FTE's
19060	Utilities	1,916,000	0	1,945,000	1,945,000	29,000	0.00
Provides the funding for the District's utilities.							
20010	School Resource Officers	108,000	0	118,000	118,000	10,000	0.00
Provides the primary funding for school police resource officers for the district's secondary schools.							
20030	Safe Schools	409,775	176,645	125,000	301,645	(108,130)	0.00
Provides the primary funding for additional Deans at Middle Schools.							
21000	Miscellaneous State and Local Grants	68,720	22,320	48,400	70,720	2,000	0.00
Provides the primary funding for various grants received outside of Federal and Special Education funding.							
21100	Emergency Relief Aid	3,287,245	3,339,472	1,464,536	4,804,008	1,516,763	26.78
Federal emergency relief funds provided to address the impact that COVID-19 has had, and continues to have, on elementary and secondary schools across the Nation.							
Total General Fund Expenditure Budget		135,767,437	106,550,266	29,485,432	136,035,698	268,261	
Total General Fund Period FTEs							1,045.36

	Location Description	Full Name	FTE
01010 - Elem Core Instr Person			
1st Grade Tcr	Edward Neill Elementary	Allman, Kellie R	1.00
		Olsen, Laura	1.00
		Webster, Susan M	1.00
	Gideon Pond Elementary	Odegard, Elisa	1.00
		Rollie, Alexis K	1.00
		Selby, Hannah	1.00
	Harriet Bishop Elementary	Anderson, Megan	1.00
		Dahl, Sabrina Lynn	1.00
		Marshall, Debra L	1.00
		Strowbridge, Staci	1.00
	Hidden Valley Elementary	Hiebert, Tracy	1.00
		Ibrahim, Hodan	1.00
		Maule, Jessica L	1.00
	Rahn Elementary	Gambucci, Ann Marie	1.00
		Hoins, Dawn	1.00
	Sky Oaks Elementary	Kachman, Angela	1.00
		Prugh Ploehn, Kathryn A	1.00
		Sands, Anne	1.00
	Virtual Academy - Elementary	Putman, Tanja	0.50
		Wilson, Elizabeth J	0.50
	Vista View Elementary	Buddington, Alex B	1.00
		Gaylord, Samuel M	1.00
		Meyer, Laken J	1.00
	Wm Byrne Elementary	Orlando, Kari R	1.00
		Risteau, Jill A	1.00
		Simpson, Lisa	1.00
		Smith, Melissa	1.00
		Lamb, Cynthia L	1.00
2nd Grade Tcr	Edward Neill Elementary	Lenton, Tiffany	1.00
		Ambuehl, Jennifer A	0.50
	Gideon Pond Elementary	Kleven, Mark A	1.00
		Stoneking, Stacy	1.00
		Engen, Amy	1.00
	Harriet Bishop Elementary	Jarzyna-ingles, Anne W	1.00
		Omodt, Jane	1.00
		Schafer, Kristy J	1.00
		Briggs, Lori A	1.00
	Hidden Valley Elementary	Langreck, Lori	1.00
		Tollerud, Teresa Jo	1.00
		Plucinak, Jody L	1.00
		Rabino, Sophie R	1.00
	Sky Oaks Elementary	Ostdiek, Teresa L	1.00
		Plaschko, Mary Beth	1.00
		Cooper, Kirenza I	0.50
	Virtual Academy - Elementary	Gravink, Ashley	0.50
		Gandrud, Jennifer L	1.00
	Vista View Elementary	Steeg, Kimberly Kaye	1.00
		Kohn, Grace	1.00
	Wm Byrne Elementary	Krzewki, Catherine D	0.50

	Location Description	Full Name	FTE
2nd Grade Tcr	Wm Byrne Elementary	Mulder, Lindsey	1.00
		Tomala, Crystal M	1.00
3rd GradeTcr	Edward Neill Elementary	Bearth, Luke A	1.00
		Engdahl, Ann Mary	1.00
	Gideon Pond Elementary	Bartling, Meghan	1.00
		Traetow, Andrea	1.00
		Zucollo, Susan R	1.00
	Harriet Bishop Elementary	Anderson, Melissa	1.00
		Holden, Nichole L	1.00
		Jensen, Leta	1.00
	Hidden Valley Elementary	Andrews, Donna	1.00
		Dwire, Melinda	1.00
		Katchmark, Laura E	1.00
	Rahn Elementary	Hartl, Aran J	1.00
		Hill, Gary S	1.00
	Sky Oaks Elementary	Jermeland, Meghan M	1.00
		Schneider, Marisa Lynn	1.00
		Stoltz, Lisa A	1.00
	Virtual Academy - Elementary	Cooper, Kirenza I	0.50
		Gravink, Ashley	0.50
	Vista View Elementary	Houtman, Jennifer L	1.00
		Ivory, Courteney	1.00
	Wm Byrne Elementary	Boche, Sonia R	1.00
		Hanson, Debra A	1.00
		Tompach, Tracy J	1.00
		Wurdeman, Deb Sue	0.50
4th Grade Tcr	Edward Neill Elementary	Condon, James F	1.00
		Hovland, Susan C	1.00
	Gideon Pond Elementary	King, Dan Austin	1.00
		Macnaughton, Laura	1.00
	Harriet Bishop Elementary	Coronis, Stacy S	1.00
		Lobben, Angela	1.00
		Soruco, Maria R	1.00
		Warmka, Cheri R	0.50
	Hidden Valley Elementary	Batterman, Jessica M	1.00
		Lecompte, Emilie	1.00
		Nelson, Kathryn L	1.00
	Rahn Elementary	Hill, Kari L	1.00
		Tofte, Alissa G	1.00
	Sky Oaks Elementary	Bryant, Melanie A	1.00
		Cunniën, Laurie A	1.00
	Vista View Elementary	Dempsey, Jodi Jean	1.00
		Kramer, Krista	1.00
	Wm Byrne Elementary	Bragg, Kaitlin J	1.00
		Hansmann, Patricia I	0.50
		Happe, Nicole	1.00
		Walgenbach, Rachel C	1.00
5th Grade Tcr	Edward Neill Elementary	Gilray, Rebecca J	1.00
		Zak, Gloria	1.00
	Gideon Pond Elementary	Rau, Jessica	1.00

	Location Description	Full Name	FTE
5th Grade Tcr	Gideon Pond Elementary	Robison, Thomas C	1.00
	Harriet Bishop Elementary	Nosser, Tessa L	1.00
		VanHorn, Alexander W	0.16
		Wallenta, Paul S	1.00
		Warmka, Cheri R	0.50
	Hidden Valley Elementary	Peltier, Brad W	1.00
		Schwenn, Jeffrey A	1.00
	Rahn Elementary	Naef, Nathan A	1.00
		Slattery, Cara	1.00
	Sky Oaks Elementary	Berg, Matthew T	1.00
		Richards, Jesse	0.50
		Schilling, Pam A	1.00
	Vista View Elementary	Orlenko, Corbin D	1.00
		West, Julie	1.00
	Wm Byrne Elementary	Gierada, Barbara L	1.00
		Kersten, Sarah M	1.00
		Zupke, Samuel	1.00
Kindergarten Tcr	Edward Neill Elementary	Cantolla, Kaitlin M	1.00
		Lippka, Jonalyn	1.00
	Gideon Pond Elementary	Anderson, Brittney	1.00
		Brace, Roxanna N	0.50
		Trekell, Terese	1.00
	Harriet Bishop Elementary	Berryman, Ashley A	1.00
		Harrold, Stacey L	1.00
		Meyer, Tanya L	1.00
		Pavek, Brooke C	1.00
	Hidden Valley Elementary	Finch, Christine M	1.00
		McCroskey, Shari	1.00
		Walby, Molly E	1.00
	Rahn Elementary	Elliott, Rachel R	1.00
		McCarthy, Jennifer	1.00
		Richardson, Sarah	1.00
	Sky Oaks Elementary	Nicholson, Marcia L	1.00
		Preston, Angela	1.00
		Ritchie, Jacki Rae	1.00
		Strahota, Sara J	1.00
	Virtual Academy - Elementary	Putman, Tanja	0.50
		Wilson, Elizabeth J	0.50
	Vista View Elementary	Rhinevault, Lynn	1.00
		Tucci, Amy J	1.00
	Wm Byrne Elementary	Bernier, Brionna	1.00
		Calnon, Jennifer	1.00
		Lamont, Heidi O	1.00
		Perez, Teresa G	1.00
Learning Specialist	Edward Neill Elementary	Wagner-smith, Sherry	1.00
	Hidden Valley Elementary	Ertl, Abby	1.00
		Grundstrom, Katie M	1.00
	Rahn Elementary	Mathys, Sandra	1.00
	Sky Oaks Elementary	Teien, Joan K	1.00
	Vista View Elementary	Green, Kerianne Loran	1.00

	Location Description	Full Name	FTE
02010 - MS Core Instr Personnel			
6th Grade Tcr	Eagle Ridge MS	Barton, Duane	0.61
		Day, Marlys L	0.17
		Flynn, Catherine T	0.61
		Kraft, Stephen	1.00
		Lundahl, Timothy	0.33
		Mikelson, Teresa	0.82
		Mosey, Pat	0.67
	Nicollet MS	Abbott, Brent S	0.67
		Cin, Stephanie P	0.50
		Coronis, Anthony L	0.17
		Glas, John M	0.50
		Kelly, Katie J	0.50
		Khamratthanome, Bounthavy	1.00
		Kohner, Joseph E	0.50
		Nemetz, Scott	1.00
		Ring, Katlin	0.50
		Voris, Quincy B	0.67
Lang Arts Tcr	Eagle Ridge MS	Anderson, Kristen L	0.61
		Blair, Michael E.	0.62
		Elward, Lucius P	0.62
		Martin, Emma L	0.50
		Moran, Molly K	1.00
		Parkinson, Jacquelyn R	0.61
		Salm, Abigail J	0.59
	Nicollet MS	Armajani, Jonathan C	0.50
		Hansen, William C	0.50
		Islam, Tasia	0.51
		Mohr, Sydney M	0.50
		Orth, Steven D.	0.50
		Salad, Hawa D	0.50
		Schmidt, Jennifer R	1.00
		Smolke, Angela S	0.33
		Sorensen, Brad	0.50
Lunch Supervision - TEA	Eagle Ridge MS	Flynn, Catherine T	0.07
		Hammer, Jeffrey	0.07
		Martin, Emma L	0.07
		Mosey, Pat	0.07
		Salm, Abigail J	0.07
	Nicollet MS	Challgren, Peg Ten	0.07
		Glas, John M	0.07
Math Tcr	Eagle Ridge MS	Czapar, Ryan J	0.61
		Drutowski, Alison	0.61
		Grueneich, Janelle	0.61
		Isaacson, Melissa J	0.61
		Lewandowski, Megan J	1.00
	Nicollet MS	Nelson, Michelle L	0.61
		Amundson, Jane E	0.60
		Benson, Ross S	0.50

Staffing Detail by Budget Unit as of December 28, 2021

	Location Description	Full Name	FTE
Math Tcr	Nicollet MS	Bryzgornia, Andrew C	0.50
		Geddes, Richard W	0.50
		Goff, Tara P	0.33
		McNeil, Madeline P	0.50
		Notch, Samantha J	0.75
		Van Hoorn, Kirsten	0.50
PLTW	Eagle Ridge MS	Beckmann, Emily C	1.00
	Nicollet MS	Notch, Samantha J	0.25
Science Tcr	Eagle Ridge MS	Hammer, Jeffrey	1.00
		Lundahl, Timothy	0.50
		Meyer, Chad	1.00
		Pieper, Jill	0.34
	Nicollet MS	Challgren, Peg Ten	1.00
		Hauer, Erin N	0.83
		Pettinelli, Stephen M	1.00
		Pieper, Jill	0.51
Soc Stu Tcr	Eagle Ridge MS	Klubberud, Michael	1.00
		Simmons, Sean D	0.50
		Yager, Amy	0.83
	Nicollet MS	Elfering, Jean	0.83
		Iverson, Adam	1.00
		Kammuelier, Inga K	0.70
		Schweim, Robert W	1.00
World Lang Tcr	Eagle Ridge MS	Anderson, Janelle D	0.34
	Nicollet MS	Blazquez, Javier	0.33
03010 - HS Core Instr Personnel			
BEA President	District-wide	Wuensch, Wendy Drugge	1.00
Dance Tcr	Burnsville HS	Waller, Jennifer	0.10
Lang Arts Tcr	Burnsville HS	Bell, Layne E	1.00
		Burke, Katie J	1.00
		Burnham, Charles F	0.80
		Connell, Paul J	0.30
		Dyrhaug, Michelle	1.00
		Eggers, Sheana	0.80
		Hansen, Marie C	0.80
		Millea, Allison B	0.80
		OPEN	0.80
		Parkin, Landen A	0.90
		Rudolph, Roxanne J	1.00
		Staum, Anne C	1.00
		Waller, Jennifer	0.70
		Webber, Gloria M	1.00
	Virtual Academy Secondary	Burnham, Charles F	0.20
		Eggers, Sheana	0.20
		Millea, Allison B	0.20
Math League	Virtual Academy Secondary	Christian, David	0.20
Math Tcr	Burnsville HS	Banitt, Justin	0.67
		Christian, David	0.80
		Croatt, Charles C	1.00

Staffing Detail by Budget Unit as of December 28, 2021

	Location Description	Full Name	FTE
Math Tcr	Burnsville HS	Delmont, Brooke	1.00
		Hetherington, Kim Harrod	0.80
		Kuziej, Janet L	0.80
		Meuser, Teresa	1.00
		Moukrim, Khadija	0.80
		Nelson, Amy	1.00
		Noss, Jean	0.80
		Quamme, David R	1.00
		Vogt, Kendra M	0.80
	Virtual Academy Secondary	Banitt, Justin	0.20
		Kuziej, Janet L	0.20
Science Tcr	Burnsville HS	Bane, Deanna S	1.00
		Blandin, Melissa	1.00
		Davidson, Elizabeth A	0.60
		Douglas, Lori	1.00
		Hoeschen, Kerry	1.00
		Holt, Clayton B	0.67
		Huber, Jon Alan	0.80
		Huemoeller, Michael T	0.67
		Johnson, Cory Charles	0.60
		Morgan, William E	1.00
		Owings, Harrison D	1.00
		Weightman, Elizabeth C	1.00
	Virtual Academy Secondary	Holt, Clayton B	0.20
		Huemoeller, Michael T	0.20
		Johnson, Cory Charles	0.20
Soc Stu Tcr	Burnsville HS	Aars, Kristina	1.00
		Bousu, Mollie J	0.80
		Engelhardt, William T	1.00
		Eppen, Matthew W	0.90
		Graff, Jenn	1.00
		Jensen, Jennifer	1.00
		McDevitt, Paul David	0.80
		Milinovich, Chris M	1.00
		Moffitt, Leslie Allan	0.80
		Silberman, Kevin	1.00
		Simmons, Sean D	0.50
		Strand, Nate R	1.00
		VanSchoonhoven, Katherine	0.80
		Wendling, Kathryn	0.80
	Virtual Academy Secondary	Bousu, Mollie J	0.20
		Eppen, Matthew W	0.10
		Kammuel, Inga K	0.30
		Moffitt, Leslie Allan	0.20
		VanSchoonhoven, Katherine	0.20
		Wendling, Kathryn	0.20
Traveling Teacher	Burnsville HS	Simmons, Sean D	0.09
World Lang Tcr	Burnsville HS	Anderson, Janelle D	0.20
		Barry, Amber Leigh	0.80
		Blazquez, Javier	0.67

	Location Description	Full Name	FTE
World Lang Tcr	Burnsville HS	Dundon, Mary Lou	1.00
		Holcombe, Sara J	0.67
		Lehner, Timothy	1.00
<hr/>			
04010 - K12 PhyEd/Art/Math/Music			
Art Tcr	Burnsville HS	Braun, Catherine A	0.50
		Buckrey, Susan E	0.90
		Kegley, Robyn E	1.00
		Soley, Nicole D	1.00
	Eagle Ridge MS	Weilandgruber, Elizabeth	0.83
	Edward Neill Elementary	Heckmann, Danae J	0.50
	Gideon Pond Elementary	Schrivier, Mara C	0.75
	Harriet Bishop Elementary	Nazarenus, Taylor R	1.00
	Hidden Valley Elementary	Merkel, Sara A	0.92
	Nicollet MS	Buckrey, Susan E	0.10
		Wilson, Kacie L	1.00
	Rahn Elementary	Schrivier, Mara C	0.25
		Starkey, Maria N	0.50
	Sky Oaks Elementary	Irmiter, Micayla M	0.83
	Vista View Elementary	Heckmann, Danae J	0.25
		Starkey, Maria N	0.50
	Wm Byrne Elementary	Vo, Kelly Rae	1.00
Band Tcr	Burnsville HS	French, Keith J	1.00
		Holmes, Molly	1.00
	Eagle Ridge MS	Armstrong, Nicholas G	0.51
	Nicollet MS	Bakken, Ann	0.50
Lunch Supervision - TEA	Nicollet MS	Brown, Christopher M	0.07
		Scholl, Mick G	0.07
Music Tcr	Eagle Ridge MS	Collins, Erin	0.60
	Edward Neill Elementary	Tranby, Bonnie K.	0.75
	Gideon Pond Elementary	Buck, Rebecca L	0.75
	Harriet Bishop Elementary	Geesman, Garrett D	1.00
	Hidden Valley Elementary	Wood, Kimberly R	0.92
	Nicollet MS	Collins, Erin	0.40
		OPEN	1.00
	Rahn Elementary	Buck, Rebecca L	0.25
		O'Shea, Katie A	0.75
	Sky Oaks Elementary	Wagner, Kristen A	0.83
	Vista View Elementary	O'Shea, Katie A	0.25
	Wm Byrne Elementary	Langsjoen, Sonja	1.00
Phy Ed	Burnsville HS	OPEN	1.00
Phy Ed Tcr	Burnsville HS	Johnson, Ronna E	0.20
		Reuss, Eric	0.80
		Riggs, Mark D	1.00
		Stachowski, Susan C	0.80
		Van Der Woude, Loralie	1.00
		Varpness, Vincent C	1.00
	Eagle Ridge MS	Hermes, Shelley	1.00
		Holden, Matt J	0.34
		Pearson, Chad W	1.00

Staffing Detail by Budget Unit as of December 28, 2021

	Location Description	Full Name	FTE
Phy Ed Tcr	Edward Neill Elementary	Moorlach, Brian	0.50
	Gideon Pond Elementary	Dungey, Nate	0.75
	Harriet Bishop Elementary	Loesch, Jake	1.00
	Hidden Valley Elementary	Shelden, Jon	0.92
	Nicollet MS	Brown, Christopher M	0.66
		Johnson, Ronna E	0.80
		Reuss, Eric	0.20
	Rahn Elementary	Scholl, Mick G	1.00
		Dungey, Nate	0.25
		Moorlach, Brian	0.50
	Sky Oaks Elementary	Ceola, Mike	0.83
	Virtual Academy Secondary	Stachowski, Susan C	0.20
	Vista View Elementary	Fritz, Kimberly A	0.75
	Wm Byrne Elementary	Mckane, Michelle M	1.00
Strings Tcr	Burnsville HS	Kosloski, Scott	0.40
		Armstrong, Nicholas G	0.49
		Kosloski, Scott	0.09
	Nicollet MS	Nimchuk, Sarah T	0.17
		Kosloski, Scott	0.34
		Nimchuk, Sarah T	0.17
	Burnsville HS	Braun, Catherine A	0.06
		Reuss, Eric	0.05
Traveling Teacher	Nicollet MS	Johnson, Ronna E	0.02
Vocal Tcr	Burnsville HS	Leyva, Ana M	1.00
	Nicollet MS	Bakken, Ann	0.50
06000 - Medical Careers Personnel			
Health Care Tcr	Burnsville HS	Werner-Dempsey, Anne	1.00
06010 - FACS Instr Personnel			
Facs Tcr	Burnsville HS	Asfeld, Beth M	1.00
		Deutsch, Matt R	0.80
		Eichten, Heidi J	1.00
		Holman, Sandra L	0.10
		Spies, Gabrielle	1.00
	Eagle Ridge MS	Borden, Paige M	1.00
	Nicollet MS	Holman, Sandra L	0.51
		Ruzichka, Laurie	1.00
		Holman, Sandra L	0.03
Traveling Teacher	Nicollet MS	Holman, Sandra L	0.03
06020 - Trade Instr Ed Personnel			
Ind Tech Tcr	Burnsville HS	Haupt, Jonathan R	1.00
		Patrie, Orion D	1.00
		Tesmer, Russell	1.00
PLTW	Nicollet MS	Paetzold, Robert James	0.92
06030 - Career & Technical Personnel			
Work Exp Tcr	Burnsville Alternative HS	Bates, Daniel W	0.90
06040 - Business Ed Personnel			

	Location Description	Full Name	FTE
Business Tcr	Burnsville HS	Carroll, Michele	1.00
		Connell, Laura	0.10
		Drahos, Cynthia	0.80
		Lunde, Christopher R	0.90
06050 - Partnership Burnsville Pro			
Dir Strategic Partnerships	Diamondhead	Funston, Kathy L	1.00
07010 - K12 Media Serv Support			
EA Media Support	Edward Neill Elementary	Scheuneman, Kristen Joy	0.59
	Gideon Pond Elementary	Butorac, Melanie A	0.59
	Harriet Bishop Elementary	Becker, Sarah J	0.59
	Hidden Valley Elementary	Schatzlein, Rachel	0.59
	Rahn Elementary	Christman, Amber S	0.59
	Sky Oaks Elementary	Berge, Kristy K	0.59
	Vista View Elementary	Cermak, Barbara L	0.59
	Wm Byrne Elementary	Engberg, Denise G	0.59
Media Specialist	Burnsville HS	Oie, Roger	1.00
	Eagle Ridge MS	Galland, John	1.00
	Nicollet MS	Meyer, Nancy L	1.00
07020 - K12 Gifted Talented Support			
Advanced Learning	Edward Neill Elementary	Petrella, Sara M	0.50
	Harriet Bishop Elementary	Huber, Erin	0.50
	Hidden Valley Elementary	Huber, Erin	0.50
	Rahn Elementary	Podratz, Anne Marie	0.50
	Sky Oaks Elementary	Petrella, Sara M	0.50
	Vista View Elementary	Podratz, Anne Marie	0.50
07030 - K12 Guidance Serv Support			
College & Career Specialist	Burnsville HS	Sexton, Marcia	1.00
Counselor	Burnsville HS	Akerson, Rebecca D	1.00
		Harrison, Phillip Scott	1.00
		Henderson, Michelle A	1.00
		Markham, Angela L	1.00
		Marshall, Veronica Jean	1.00
		Soderholm, John	1.00
		Eagle Ridge MS	Russell, Desha S
		Thornton, Madison M	1.00
	Nicollet MS	Hemmah, Katy M	1.00
		Waterman, Molly K	1.00
07040 - DEANS			
Dean	Burnsville HS	Meyer, Joseph	1.00
		Shaw, David W	1.00
	Eagle Ridge MS	Bohr, Jennifer L	1.00
		Brown, Sterling D	1.00
	Nicollet MS	Bang, Rebecca K	0.83
		Conwell, Peirre D	1.00

	Location Description	Full Name	FTE
07060 - ESL			
ESL Tcr	Burnsville Alternative HS	Durand, Kim	1.00
	Burnsville HS	Friendt, Andrea Lynn	0.00
		Lorincz, Kristen L	1.00
		Moren, Kimberly J	1.00
		Moukrim, Mina	1.00
		Parent, Andrea J	1.00
		Persons, Melissa B	1.00
		Robe, Fatiya I	1.00
		Winterlin, Jeffrey	1.00
	District-wide	Quinonez, Jessica L	1.00
	Eagle Ridge MS	Garrison, Amber L	1.00
		Gregory, Amanda	1.00
		Limberg, Mindi L	1.00
	Edward Neill Elementary	Daly, Julie	1.00
		Musa-agboneni, Kari	1.00
	Gideon Pond Elementary	Beeninga, Jane	1.00
		King, Kristen	1.00
	Harriet Bishop Elementary	Blom, Anne E	1.00
		Christenson, Rachel A	1.00
		Kessler, Cecilia	1.00
		McKinney, Margo	1.00
		OPEN	1.00
	Hidden Valley Elementary	Cadwell, Ann M	1.00
		Cullison, Caroline E	1.00
		Michels, Christine	1.00
		O'brien, Brianna	1.00
	Nicollet MS	Barnes, Monet M	1.00
		Kerbaugh, Danai M	1.00
		Kermes, Katherine M	0.00
		Olson, Amy	1.00
		Proctor, Beth	1.00
	Rahn Elementary	Arias, Angela Joy	1.00
		Olson, Kimberly Lenora	1.00
	Sky Oaks Elementary	Jones, Noelle	1.00
		King, Hannah	1.00
		Rippenburg, Wendy A	1.00
	Virtual Academy - Elementary	Thompson, Saloua	1.00
	Virtual Academy Secondary	Blair, Frances M.	1.00
	Vista View Elementary	Carlson, Lisa M	1.00
		Moran, Ryan W	1.00
		Zimmerman, Kara J	1.00
	Wm Byrne Elementary	Benson, Briana M	1.00
		Heil, Rachel A	1.00
		Johnson, Ashley	1.00
Lunch Supervision - TEA	Nicollet MS	Cin, Stephanie P	0.07
09010 - Spec Ed Salaries/Bene			
Ace L3 Secretary	BES Transition Services	Tanberg, Teri L	1.00
	ECSE	Willenburg, Joanna	0.00

Staffing Detail by Budget Unit as of December 28, 2021

	Location Description	Full Name	FTE
Ace L4 Admin Asst/Specialist	Diamondhead	Day, Julie	1.00
		Gries, Brenda J	1.00
		Mcbride, Kristen	1.00
Assistive Tech Tcr	ECSE		
Behavior Analyst	District-wide	Nelson, Katie L	1.00
		Czapar, Kelly N	0.90
		Ewert, Casey B	0.90
Cultural Liaison	ECSE	Hassan, Rahma	0.88
		Riveros, Anna-maria	1.00
Dape	District-wide	Holden, Matt J	0.66
		Opatz, Larry	1.00
	Eagle Ridge MS	Brown, Christopher M	0.34
Dir Special Ed	ECSE	Sweeney, Michael J	1.00
ECSE Coordinator	Diamondhead	Piotrowski, Amy	1.00
ECSE Tcr	ECSE	Wakal, Kimberly B	1.00
		Albersheim-Carter, Marcina	1.00
		Barcus, Christine J	1.00
		Blomquist, Stephanie	1.00
		Blood, Kelsey Jo	1.00
		Bresina, Autumn R	1.00
		Clancy, Carissa	1.00
		Ebenhoh, Teegan M	1.00
		Erbes, Sarah L	1.00
		Mauroy, Renee D	1.00
		Misfeldt, Eiley K	1.00
		Nelson, Katherine	1.00
		Ness, Karen M	1.00
		Niemiec, Alicia	1.00
		Nolte, Nicole L	1.00
		Spaulding, Sheila J	1.00
		Yost, Molly M	1.00
Learning Specialist	Edward Neill Elementary	Kugler, Julie	1.00
	Gideon Pond Elementary	Mirs, Laurel	1.00
	Harriet Bishop Elementary	Campen, Kim A.	0.50
		Morlock, Katie R	1.00
	Hidden Valley Elementary	Collins, Leanne	1.00
		Nurmela, Crystal	0.50
	Rahn Elementary	Keuler, Lori J	0.25
	Sky Oaks Elementary	Harves, Nicole R	0.50
		Ruhland, Maria	1.00
	Vista View Elementary	Crawford, Cynthia Y	1.00
	Wm Byrne Elementary	Hanson, Lisa	1.00
Nurse - LPN	ECSE	Wolke, Sara C	0.60
Nurse - LSN	Edward Neill Elementary	Wittenkeller, Jane E	0.20
	Burnsville HS	Beaulieu, Kourtney A	0.48
	District-wide	Bien, Bernadette L	0.40
	Eagle Ridge MS	Eilertson, Jane Ann	0.15
	Edward Neill Elementary	OPEN	0.09
	Gideon Pond Elementary	Cozad, Patricia M	0.06
	Harriet Bishop Elementary	Omodt, Steven M	0.17
	Hidden Valley Elementary	OPEN	0.18

	Location Description	Full Name	FTE
Nurse - LSN	Nicollet MS	Mjelleli, Emily L	0.48
	Rahn Elementary	Stinson, Katrina L	0.01
	Sky Oaks Elementary	Cozad, Patricia M	0.14
	Vista View Elementary	OPEN	0.14
	Wm Byrne Elementary	Stinson, Katrina L	0.75
Nurse - RN	Burnsville HS	Robison, Kim A	0.06
	Hidden Valley Elementary	Exley, Amanda	0.00
Occ Therapist	District-wide	Cesaro-Moxley, Rachel L	0.50
		Hollingsworth, Kristin M	1.00
		Kolstad, Michele M	1.00
		Navarro, Rachel	1.00
		Roeske, Melissa L	1.00
	ECSE	Erickson, Kayla M	1.00
		Robole, Vicki M	1.00
		Lian, Jocelyn M	1.00
		Nierengarten, Brianna L	0.10
		Gunderson, Mary Jane N	0.10
	Burnsville Alternative HS	Gunderson, Mary Jane N	0.90
		Nierengarten, Brianna L	0.90
		Kral, Melissa M	1.00
		OPEN	1.00
		Kennedy, Jennifer K	0.60
Physical Therapist	District-wide	Petersen, Holly M	0.80
		Otto, Caron	0.50
		Otto, Caron	0.50
		Lautigar-beutz, Julie	0.50
		Komar, Karen K	0.50
	Hidden Valley Elementary	Komarov, Anna V	1.00
		Lautigar-beutz, Julie	0.50
		Hart, Shannon M	0.50
		Roehl, Peter A	0.50
		Roehl, Peter A	0.50
	Wm Byrne Elementary	Hewett, Thomas	0.35
		Morrissey, Michelle M	0.35
		Poliquin, Anne E	0.35
		Reichert, Kristen K	1.00
		Chesla, Patrick J	0.35
Psychologist	Gideon Pond Elementary	Khalif, Abdullahi M	0.35
		Koch, Rebecca M	0.35
		Gauer-Kloos, Megan	0.35
		Fahey, Kara J	0.35
		Mains, Kristin E	0.35
	Harriet Bishop Elementary	Keller, Katie	0.35
		Bruns, Brittany G	0.35
		Lemke, Emily A	0.35
		McDowell, Morgan	0.28
		Anderson, Cheryl L	0.88
	Hidden Valley Elementary	Engstrom, Heather L	0.88
		Finch, Jeanne	0.88
		Frank, Sharon M	0.88
Social Worker	Nicollet MS		
Sped Ea	BES Transition Services		

	Location Description	Full Name	FTE
Sped Ea	BES Transition Services	Goodling, Beverly	0.88
		Tousignant, Kare-kathleen K	0.88
	Burnsville HS	Ahmed, Amina	0.88
		Andreasen, Arnold	0.88
		Bocklund, Timothy	0.88
		Brammer, Olivia A	1.00
		Chroust, Vicki	0.88
		Dixon, Dave T	0.88
		Garvis, Angela N	0.88
		Gibbs Holtan, Helen	0.88
		Grahn, Anders AD	0.88
		Kaytor, Linda K	0.88
		Kinsella, Joe	0.88
		Kolumbus, Ryan C	0.88
		Larson, Janet Anne	0.88
		Lorig, Diane	0.88
		Martinson, Joni	0.88
		Meyman, Whitney	0.88
		Nelson, Mark W	0.88
		Nowlan, Travis M	0.88
		OPEN	0.88
		Pawley, Meg A	1.00
		Ray, Stephen	0.88
		Robles, Michelle R	0.88
		Smidt, Holly B	0.88
		Wolff, Denise	0.88
	Eagle Ridge MS	Ashley, James M	0.94
		Bringgold, Debbie	0.94
		Gillis, Cindy M	0.94
		Mccray, Sharon	0.00
		Murray, Cathleen H	0.94
		Nassar, Thanaa R	0.94
		OPEN	0.94
		Ruiz, Winston V	0.94
		Schwarz, Darcie N	0.94
		Thomason, Michal R	0.94
	ECSE	Artiga-rosa, Patricia	0.81
		Bachmeier, Michelle M	0.81
		Johnson, Karen A	0.81
		Kantor, Nancy M	0.81
		Kimball, Marcy L	0.81
		OPEN	1.82
		Painter, Terri Lynn	0.81
		Rupp, Kalene J	0.81
		Schroeder, Gina M	0.81
		Smith, Brittney	0.81
	Edward Neill Elementary	Walterson, Kristen A	0.81
		Abdallah, Hibo Saad	0.91
		Gronseth, Allyssa M	1.00
		Hammoud, Hanaa	0.91

Staffing Detail by Budget Unit as of December 28, 2021

	Location Description	Full Name	FTE
Sped Ea	Edward Neill Elementary	Heger, Elizabeth A	0.91
		Herman, Linda R	0.91
		Kuhlman, Susan M	0.91
		OPEN	0.91
		Pofahl, Janell C	0.91
		Rockett, Joan	0.91
	Gideon Pond Elementary	Dahir, Hamdi A	0.91
		Hendrickson, Lisa	0.91
		OPEN	0.91
		Theis, Rachael L	0.91
		Weatherford, Andrea M	0.91
		Wilson, Danelle P	0.91
	Harriet Bishop Elementary	Adamson, Kimberly S	0.91
		Albrecht, Lauren E	0.91
		Carney, Catherine	0.91
		Chhen, Kuoy L	0.91
		Hickerson, Karen A	0.91
		Keirstead, Amy	0.91
		Mathews, Heather L	0.91
		Mcguire, Rebecca L	0.91
		OPEN	0.91
		Spott, Anne B	0.91
		Weber, Robert D	0.91
	Hidden Valley Elementary	Daoud, Ayan M	0.91
		Datres, Susan	0.91
		Davila, Ruth E	0.91
		Jones, Jean	0.91
		Kienitz, Darlys	0.91
		Leake, Roxanne	0.91
		Ochoa Herrera, Lisbet	0.91
		Peterson, Kim L	0.91
		Sanz, Margaret M	0.91
		Twardoski, Ruthann	0.91
	Nicollet MS	Ahmed, Faiza A	0.94
		Barr, Sarah B	0.94
		Brown, Patricia L	0.94
		Daniels, Floyd L	0.94
		Graves, Diana L	0.94
		Kaufman, Margaret M	0.94
		Miskiewicz, Kelly A	0.94
		Needham, Diane M	0.94
		Neptuno-temozan, Julio	0.94
		Olson, Pamela S	0.94
		OPEN	2.81
		Payne, Debra Kay	0.94
		Queen, LeVar A	0.94
		Reeves, Jonathan K	0.94
		Soucek, Mary L	0.94
	Rahn Elementary	Thompson, Robert L	0.94
		Buising, Marlene L	0.91

Staffing Detail by Budget Unit as of December 28, 2021

	Location Description	Full Name	FTE
Sped Ea	Rahn Elementary	Droege, Sheryl L	0.91
		OPEN	1.82
		Raichert, Sarah	0.91
		Reuter, Lisa L	0.91
		Sarhan, Sabah	0.91
		Torres-Busch, Michaeline E	0.91
		Wegner, Lisa L	0.91
	Sky Oaks Elementary	Boldt, Julie A	0.91
		Dent, Jonathan M	0.91
		Hassan, Hamza A	0.91
		Jungers, Gail	0.91
		Kegley, Renee C	0.91
		King, Samantha F	0.91
		Mohamud, Fauzia T	0.91
		OPEN	0.91
		Ruiz, Jessica	0.00
		Santos, Laura	0.91
		Schiller, Lori L	0.91
		Sowieja, Olivia	0.91
		Spaulding, Kristie	0.91
		Ulrich, Kimberly A	0.94
	Virtual Academy - Elementary	Auge, Elizabeth	0.91
		Boekhoff, Melissa M.	0.91
		Brown, Ruth	0.91
		Hall, Jennifer J	0.91
		Kuskayeva, Irina V	0.91
		Latourelle, Sandra E	0.91
		Meitrodt, Kathleen M	0.91
		Ringger, Tracy A	0.91
		Roark, Kari L	0.91
		Scott, Angela J	0.91
		Adam, Sile Y	0.91
		Freeman, Tammy S	0.91
		Godfrey, Cintra L	0.91
	Vista View Elementary	Ho, Linda S	0.91
		Hoffman, Jada L	0.91
		Koechlein, Laurie Leeanne	0.91
		Kowalski, Shelly	0.91
		O'donnell, Joseph J	0.91
		OPEN	1.81
		Theyson, Brenda	0.91
		Cherry, Carolyn J	0.50
		Middendorf, Jennifer L	1.00
		Thompson, Dana K	1.00
		Oscarson Wanzek, Kristi R	1.00
		Anderson, Kasey D	1.00
Sped Supervisor	Diamondhead	Chrissis, Erik R	1.00
		Schmidtke, Angila R	1.00
		Morris, Angela J	1.00
	District-wide	Bortel, Shawn D	1.00
	Burnsville Alternative HS		
Sped Tcr	Burnsville HS		
	BES Transition Services		

Staffing Detail by Budget Unit as of December 28, 2021

	Location Description	Full Name	FTE
Sped Tcr	Burnsville HS	Bunkers, Kathleen K	1.00
		Cox, Kelly J	1.00
		Eiler, Elizabeth P	1.00
		Ganion, Emma C	1.00
		Grant, Cara	1.00
		Hood, Julia S	1.00
		Jenquin, Marielle R	1.00
		Kappel, Genevieve N	1.00
		Kibler, Christian D	1.00
		Knox, Jacob M	1.00
		McCool, Molly	1.00
		Moulsoff, Norine L	0.40
		Mulvihill, Kathleen L	1.00
		Nelson, Emily A	1.00
		Neuer, Michelle E	1.00
		OPEN	1.00
		Roark, Kim J	1.00
		Seamen, Michelle A	1.00
		Smith, Ashley	1.00
		Tandberg, Jennifer K	1.00
		Walker, Ryan M	1.00
		Webber, Jeffrey	1.00
		Workman, Carolyn J	1.00
	Eagle Ridge MS	Baxa, Emily E	1.00
		Byrne, Edward	1.00
		Chouanard, Mary E	1.00
		Fairchild, Lindsey	1.00
		Hermansen, Laura J	1.00
		Nash, Derek B	1.00
		OPEN	1.00
		Williams, Elizabeth	1.00
	ECSE	Zondag-Hamer, Kimberly	0.50
	Edward Neill Elementary	Bing, Dena M	1.00
		Discher, Tracy L	1.00
		Okerstrom, Michelle K	1.00
	Gideon Pond Elementary	Sullivan, Jodi L	0.50
		Fechner, Susan	0.50
		Lynch, Molly	1.00
		Tucker, Emily A	1.00
	Harriet Bishop Elementary	Tushie, Patricia	1.00
		Classen, Jodie L	1.00
		Hassler, Hannah E	1.00
		Logan, Kari M	0.50
	Hidden Valley Elementary	Mickelson, Ashly D	1.00
		Pred, Renee R	1.00
		Biagi, Louis	1.00
		Brown, Alta T	1.00
		Ford, Yannick J	1.00
		Pettes, Julie A	1.00
		Richter, Lindsay M	0.00

	Location Description	Full Name	FTE
Sped Tcr	Hidden Valley Elementary	Sullivan, Jodi L	0.50
		Nicollet MS	
		Bell, Angela	1.00
		Blons, Liane M	1.00
		Fredricks, Joel J	1.00
		Geditz, Randall J	1.00
		McCue, Michelle	1.00
		OPEN	1.00
		Rappe, Brian	1.00
		Scheit, Andrea	1.00
		Schroeder, Jean M	1.00
		Tetzloff, Mitzi R	1.00
		Tillman, Megan	1.00
	Rahn Elementary	Branch, Nancy C	1.00
		Fechner, Susan	0.50
		Lauer, Lisa N	1.00
		Zwicke, Kayla M	1.00
	Sky Oaks Elementary	Crespin, Jason C	1.00
		Hansen, Amy	1.00
		Hanson, Amy E	1.00
		Logan, Kari M	0.50
		Tangney, Amy K	1.00
	St. John's	Brandon, Debra	0.40
	Virtual Academy - Elementary	Hill, Madeline E	1.00
	Virtual Academy Secondary	Ferguson, Antanaya S	1.00
		Miller, Jill Elizabeth	0.75
	Vista View Elementary	Peterson, Julie A	1.00
		Santele, Layne A	1.00
		Trisko, Mary	1.00
		Woods, Megan M	1.00
	Wm Byrne Elementary	Bugenhagen, Erica A	1.00
		Heller, Mary R	1.00
		Henrich, Sarah L	1.00
		Smith, Jennifer S	1.00
		Stegbauer, Amethyst R	1.00
		Zondag-Hamer, Kimberly	0.50
		Burnsville HS	
		Barnes, Cherise C	1.00
Speech Tcr	Eagle Ridge MS	OPEN	1.00
		ECSE	
		Barth, Tami Rae	1.00
		Jordan, Joanna	1.00
		Niesen, Elizabeth A	1.00
		Vodnick, Sarah A	1.00
		Woodcock, Sue M	0.80
	Edward Neill Elementary	Jamison, Darcie L	1.00
	Gideon Pond Elementary	Hjermstad, Heather	1.00
	Harriet Bishop Elementary	Neal, Bryeny B	1.00
	Hidden Valley Elementary	Spoden, Annemarie	1.00
	Nicollet MS	Brinkman, Carole I	0.50
		Schlichting, Catherine	0.50
		Rahn Elementary	
		Klennert, Elizabeth	1.00
	Sky Oaks Elementary	Faust, Danielle M	1.00

	Location Description	Full Name	FTE
Speech Tcr	Virtual Academy - Elementary	Meulebroeck, Susanne	1.00
	Vista View Elementary	Goldsmith, Emily R	1.00
	Wm Byrne Elementary	Kibler, Jeanne	1.00
Work Exp Tcr	BES Transition Services	Erickson, Shelly L	1.00
	Burnsville HS	Gieski, Daniel S	1.00
10010 - ALC/At Risk Programming			
6th Grade Tcr	Eagle Ridge MS	Barton, Duane	0.39
		Day, Marlys L	0.17
		Flynn, Catherine T	0.39
	Nicollet MS	Cin, Stephanie P	0.50
		Coronis, Anthony L	0.50
		Glas, John M	0.50
		Kelly, Katie J	0.50
		Kohner, Joseph E	0.50
		Peterson, Christine K	0.50
		Ring, Katlin	0.50
Abe Tcr	Community Ed	Jordan, Allison A	1.00
Ace L3 Secretary	Burnsville Alternative HS	Ho-Buttleman, Staci	1.00
Ace L4 Admin Asst/Specialist	Diamondhead	Odowa, Huda Y	1.00
Art Tcr	Burnsville Alternative HS	Braun, Catherine A	0.50
CE Coordinator 3	Hidden Valley Elementary	Dudley, Martha Viczian	0.20
	Sky Oaks Elementary	Konopa, Stacey	0.20
	Wm Byrne Elementary	Kristjanson, Jeanine	0.20
CE Coordinator I	Rahn Elementary	Berge, Sara K	0.18
Community Connections Coord	Community Ed	Daoud, Hamde	0.33
		Ontiveros, Eddieca	0.33
Counselor	Burnsville Alternative HS	Maidment, Lori	0.20
		Romano, Molly E	0.50
EA Level 3	Burnsville Alternative HS	OPEN	0.88
		White, Ruthann	0.88
Interventionist	Burnsville Alternative HS	Maidment, Lori	0.80
Lang Arts Tcr	Burnsville Alternative HS	Bergman, Anna T	0.50
		Meilleur, Stephanie J	1.00
		Sloneker, Angela	1.00
	Eagle Ridge MS	Anderson, Kristen L	0.39
		Blair, Michael E.	0.38
		Elward, Lucius P	0.38
		Parkinson, Jacquelyn R	0.39
	Nicollet MS	Armajani, Jonathan C	0.50
		Hansen, William C	0.50
		Mohr, Sydney M	0.50
		Orth, Steven D.	0.50
		Salad, Hawa D	0.50
		Sorensen, Brad	0.50
Math Tcr	Burnsville Alternative HS	Lotze, Timothy	1.00
		Mueller, Sarah K	1.00
	Eagle Ridge MS	Czapar, Ryan J	0.39
		Drutowski, Alison	0.39
		Grueneich, Janelle	0.39

Staffing Detail by Budget Unit as of December 28, 2021

	Location Description	Full Name	FTE
Math Tcr	Eagle Ridge MS	Isaacson, Melissa J	0.39
		Nelson, Michelle L	0.39
	Nicollet MS	Benson, Ross S	0.50
		Bryzgornia, Andrew C	0.50
		Geddes, Richard W	0.50
		McNeil, Madeline P	0.50
		Van Hoorn, Kirsten	0.50
Phy Ed Tcr	Burnsville Alternative HS	Morrissey, Kevin P	1.00
Principal	Burnsville Alternative HS	Ronn, Kelly J	1.00
Science Tcr	Burnsville Alternative HS	Engelhardt, Angela C	1.00
		Soderholm, William Eric	1.00
Soc Stu Tcr	Burnsville Alternative HS	Bates, Daniel W	0.10
		Bergman, Anna T	0.50
		Hill, Amy	0.90
		Kirchner, Amy	1.00
Youth Development/ALC Coord	Community Ed	Floback, Courtnee L	0.60
10030 - K-12 Nursing Hlth Serv			
EA Health	Gideon Pond Elementary	Stene, Barbara	0.91
	Harriet Bishop Elementary	Hansen, Sarah J	0.91
	Rahn Elementary	Gaddy, Keshia	0.91
	Sky Oaks Elementary	Luth, Donita	0.51
	Vista View Elementary	Luth, Donita	0.54
Nurse - LPN	Edward Neill Elementary	Wittenkeller, Jane E	0.80
Nurse - LSN	Burnsville HS	Beaulieu, Kourtney A	0.52
	District-wide	Bien, Bernadette L	0.60
	Eagle Ridge MS	Eilertson, Jane Ann	0.85
	Edward Neill Elementary	OPEN	0.31
	Gideon Pond Elementary	Cozad, Patricia M	0.34
	Harriet Bishop Elementary	Omodt, Steven M	0.83
	Hidden Valley Elementary	OPEN	0.62
	Nicollet MS	Mjelleli, Emily L	0.52
	Rahn Elementary	Stinson, Katrina L	0.19
	Sky Oaks Elementary	Cozad, Patricia M	0.46
	Vista View Elementary	OPEN	0.46
	Wm Byrne Elementary	Stinson, Katrina L	0.05
Nurse - RN	Burnsville HS	Robison, Kim A	0.94
	District-wide	OPEN	1.00
11020 - 9-12 Athletics			
Ace L4 Admin Asst/Specialist	Burnsville HS	Riggs, Jeanine L	1.00
Dir Activities	Burnsville HS	Paek, Guillaume J	1.00
12010 - F401 Fed Title I			
1st Grade Tcr	Hidden Valley Elementary	Davis, Mikayla G	1.00
	Sky Oaks Elementary	Bueno, Holly A	1.00
2nd Grade Tcr	Edward Neill Elementary	Franklin, Laura M	0.50
	Hidden Valley Elementary	Taack, Gina	0.50
	Rahn Elementary	Hiebert, Andra D	0.50
	Sky Oaks Elementary	Pederson, Rebecca A	1.00

	Location Description	Full Name	FTE
5th Grade Tcr	Harriet Bishop Elementary	Schwalbe, Heather	0.50
		VanHorn, Alexander W	0.34
	Sky Oaks Elementary	Richards, Jesse	0.50
Ace L3 Secretary	Diamondhead	Chamberland, Tausha	0.50
Band Tcr	District-wide	Svoboda, Kristyn I	1.00
Counselor	Hidden Valley Elementary	Vendel, Kristin M	1.00
EA L2 Support	Hidden Valley Elementary	Mohamed, Yurub M	0.31
	Vista View Elementary	Cermak, Barbara L	0.22
	Wm Byrne Elementary	Engberg, Denise G	0.25
EA Level 3	Edward Neill Elementary	Kruger, Tara N	0.94
	Gideon Pond Elementary	Abdi, Rahima A	0.38
		Barsug, Hudayfi M	0.94
		Fox-Johnson, Matthew G	0.50
		Waters, Stacie	0.63
	Harriet Bishop Elementary	Oshiro, Karen M	0.94
	Rahn Elementary	Gutierrez Beltran, Maria L	1.00
	Sky Oaks Elementary	Abtow, Anab A	0.94
	Vista View Elementary	Tillman, Jack R	1.00
	Wm Byrne Elementary	Johnson, Megann M	0.91
Family Liaison	Harriet Bishop Elementary	Wild, Priscila C	1.00
Kindergarten Tcr	Edward Neill Elementary	Schwingle, Cassie L	1.00
	Gideon Pond Elementary	Brace, Roxanna N	0.50
	Hidden Valley Elementary	Ulrich, Julia	1.00
	Vista View Elementary	Downey, Samantha R	1.00
Learning Specialist	Rahn Elementary	Keuler, Lori J	0.25
	Wm Byrne Elementary	Knutson, Christine	1.00
Sisa Coordinator	Diamondhead	Fischer McDonald, Christine	0.49
		Howe, Jaimie K	0.80
Title 1 Tcr	St. John's	Pfeiffer, Donna M	0.40
TOSA	Diamondhead	Gehrke, Andrew R	0.20
12020 - F414 Fed Title II Part A			
Avid Coordinator	Burnsville HS	Christy, Danielle H	0.20
ESL Coordinator	Diamondhead	Kreie Arago, Maria	0.25
Lang Arts Tcr	Burnsville HS	Connell, Paul J	0.20
Sisa Coordinator	Diamondhead	Fischer McDonald, Christine	0.49
		Lowe, Brandon L	1.00
TOSA	Diamondhead	Gehrke, Andrew R	0.80
12030 - F417 Fed Title III			
Ace L3 Secretary	Diamondhead	Chamberland, Tausha	0.50
Ace L4 Admin Asst/Specialist	Diamondhead	De Leon, Angel M	0.50
ESL Coordinator	Diamondhead	Kreie Arago, Maria	0.75
12040 - F433 Fed Title IV-A			
Behavior Analyst	District-wide	Czapar, Kelly N	0.10
		Ewert, Casey B	0.10
Lang Arts Tcr	Burnsville HS	Connell, Paul J	0.20
Sisa Coordinator	Diamondhead	Howe, Jaimie K	0.20

	Location Description	Full Name	FTE	
13010 - F335 Pro Pay (QComp)				
Continuous Improvement Coach	District-wide	Coleman, Colleen M	1.00	
		Hagen, Aimee E	1.00	
		Nemeth, Heather	1.00	
		Ness, Katie L	1.00	
		Niffenegger, Kamala N	1.00	
		Pranschke, Stephanie T	1.00	
13020 - Integration Program				
Advanced Learning	Gideon Pond Elementary	Stalock, Sharron C	0.50	
	Wm Byrne Elementary	Stalock, Sharron C	0.50	
Avid Coordinator	Burnsville Alternative HS	Hill, Amy	0.10	
	Burnsville HS	Christy, Danielle H	0.30	
	Eagle Ridge MS	Thomas, Jessica	0.20	
	Nicollet MS	Smalley, Amy C	0.20	
Avid Tcr	Eagle Ridge MS	Thomas, Jessica	0.80	
	Nicollet MS	Smalley, Amy C	0.80	
Cultural Liaison	District-wide	Ali, Maryan H	1.00	
		Bauer, Andrea C	1.00	
		Gaston, Tommie	1.00	
		Grant, Heidi A	1.00	
		Kaahiye, Axmad	1.00	
		Lopez, Mary T	1.00	
		Omar, Abdulahi	1.00	
		Osman, Amal M	1.00	
		Torres, Hector R	1.00	
		Yasin, Muna I	1.00	
		Oftedahl, Imina P	0.51	
		Hewett, Thomas	0.65	
		Morrissey, Michelle M	0.65	
		Poliquin, Anne E	0.65	
Dir Curriculum & Instruction	Diamondhead	Chesla, Patrick J	0.65	
		Khalif, Abdullahi M	0.65	
		Koch, Rebecca M	0.65	
		Gauer-Kloos, Megan	0.65	
		Fahey, Kara J	0.65	
		Mains, Kristin E	0.65	
		Keller, Katie	0.65	
		Bruns, Brittany G	0.65	
		Lemke, Emily A	0.65	
		McDowell, Morgan	0.52	
		Mousseau, Rebecca J	1.00	
13030 - Compensatory Ed				
2nd Grade Tcr	Rahn Elementary	Hiebert, Andra D	0.50	
3rd GradeTcr	Wm Byrne Elementary	Wurdeman, Deb Sue	0.50	
4th Grade Tcr	Gideon Pond Elementary	Gallus, Jeffrey	1.00	
5th Grade Tcr	Harriet Bishop Elementary	Schwalbe, Heather	0.50	
6th Grade Tcr	Eagle Ridge MS	Mikelson, Teresa	0.18	
	Nicollet MS	Peterson, Christine K	0.50	

	Location Description	Full Name	FTE	
Avid Tcr	Burnsville HS	Christy, Danielle H	0.50	
		Davidson, Elizabeth A	0.20	
		Deutsch, Matt R	0.20	
		Hansen, Marie C	0.20	
		Johnson, Cory Charles	0.20	
		McDevitt, Paul David	0.20	
		Moulsoff, Norine L	0.20	
		Waller, Jennifer	0.20	
Continuous Improvement Coach	District-wide	Reid, Lisa M	1.00	
		Skoglund, Allison L	1.00	
Interventionist	Burnsville HS	Moulsoff, Norine L	0.20	
	Eagle Ridge MS	Day, Marlys L	0.66	
	Nicollet MS	Holcombe, Sara J	0.33	
Lang Arts Tcr	Burnsville HS	Connell, Paul J	0.30	
	Nicollet MS	Smolke, Angela S	0.67	
Learning Specialist	Edward Neill Elementary	Herkenhoff, Patty Ann	1.00	
	Harriet Bishop Elementary	Campen, Kim A.	0.50	
	Hidden Valley Elementary	Nurmela, Crystal	0.50	
	Rahn Elementary	Keuler, Lori J	0.50	
	Sky Oaks Elementary	Harves, Nicole R	0.50	
		Lindell, Michelle M	0.50	
	Vista View Elementary	Dennis, Teresa L	1.00	
	Wm Byrne Elementary	Hansmann, Patricia I	0.50	
	Math Tcr	Burnsville HS	Banitt, Justin	0.13
			Hetherington, Kim Harrod	0.20
Moukrim, Khadija			0.20	
Noss, Jean			0.20	
Vogt, Kendra M			0.20	
Psychologist	Hidden Valley Elementary	Komar, Karen K	0.50	
	Sky Oaks Elementary	Hart, Shannon M	0.50	
Science Tcr	Burnsville HS	Davidson, Elizabeth A	0.20	
		Holt, Clayton B	0.13	
		Huemoeller, Michael T	0.13	
14010 - Tech General				
Digital Learning Specialist	Edward Neill Elementary	Anderson, Bjorn Rs	0.75	
	Gideon Pond Elementary	Knudsen, Julie A	0.75	
	Harriet Bishop Elementary	Risteau, Joseph S	1.00	
	Hidden Valley Elementary	Bain, Alexandra M	0.75	
	Rahn Elementary	Miller, Kaycie R	0.50	
	Sky Oaks Elementary	Christen, Lisa K.	0.83	
	Vista View Elementary	Anderson, Bjorn Rs	0.25	
		Miller, Kaycie R	0.50	
	Wm Byrne Elementary	Abrahamson, Jonathan	1.00	
14020 - Tech Capital Projects				
Digital Learning Specialist	District-wide	Salmela, Kathryn	1.00	
Dir Technology	Diamondhead	Gorton, Rachel	1.00	
Tech Spec 1	Diamondhead	Abdiwahab, Mohamed S	1.00	
		Meyer, Jessica M	1.00	

Staffing Detail by Budget Unit as of December 28, 2021

	Location Description	Full Name	FTE
Tech Spec 1	Diamondhead	Stalock, Andrew R	1.00
	District-wide	Mohamed, Hanad Y	1.00
Tech Spec 2	Diamondhead	Lund, Elliott J	1.00
		Rethlake-homolka, Pam	1.00
		Thomas, John S	1.00
		Webster, James A	1.00
Tech Spec 3	Diamondhead	Kopp, Elizabeth A	1.00
		Lund, Tim J	1.00
Tech Spec 4	Diamondhead	Weiler, Bob M	1.00
		Wolke, Drew D	1.00
15010 - Prog Development			
Ace L4 Admin Asst/Specialist	Diamondhead	De Leon, Angel M	0.50
15020 - Curriculum			
Dir Curriculum & Instruction	Diamondhead	Oftedahl, Imina P	0.49
Sisa Coordinator	Diamondhead	Lucius, Rachel H	1.00
15040 - Assessment Program			
Student Info/testing Coord	Diamondhead	Resele, Anna M	1.00
16010 - Board of Education			
School Board	District-wide	Conner, Antoinette	1.00
		Said, Suad A	1.00
		Werb, Anna J	1.00
School Board - Chair	District-wide	Miller, Eric Charles	1.00
School Board - Clerk	District-wide	Hume, Michael S	1.00
School Board - Treasurer	District-wide	Alt, Abigail	1.00
School Board - Vice Chair	District-wide	Chester, Lesley A	1.00
16020 - Superintendent			
Exec Admin Assistant	Diamondhead	Kenney, Jami M	1.00
Superintendent	Diamondhead	Battle, Theresa F	1.00
16030 - Assist Superintendent			
Ace L4 Admin Asst/Specialist	Diamondhead	Kacmarynski, Kristine	0.50
Asst Superintendent	Diamondhead	Gersich, Brian M	1.00
16040 - Human Resources			
Dir Human Resources	Diamondhead	Sovine, Stacey	1.00
Hr Benefits Specialist	Diamondhead	Kalash, Kelly J	1.00
Hr Coord	Diamondhead	Busker, Hailey M	1.00
Hr Employment Specialist	Diamondhead	Olson, Ariel R	1.00
Hr Labor Relations Mgr	Diamondhead	Demuth, Joy S	1.00
16050 - Business Services			
Ace L4 Admin Asst/Specialist	Diamondhead	Kacmarynski, Kristine	0.50
		Kaisershot, Stacy L	1.00
		Matuza, Emily J	1.00
		Wilson, Michele L	1.00

Staffing Detail by Budget Unit as of December 28, 2021

	Location Description	Full Name	FTE
Ace L4 Admin Asst/Specialist	Diamondhead	Zellmer, Julie A	1.00
Compliance Coordinator	Diamondhead	Leake, Jarrod S	1.00
Dir Business	Diamondhead	Rider, Lisa K	1.00
Dir Finance	Diamondhead	Dehne, Tyler	1.00
Fiscal Services Coordinator	Diamondhead	Ditter, Natalie L	1.00
Pyrl Supervisor	Diamondhead	Robasse, Christine M	1.00
16060 - Marketing Communications			
Communications Coordinator	Diamondhead	Drey, Wesley J	1.00
Communications Specialist	Diamondhead	Lake, Lisa L	1.00
Dir Communications	Diamondhead	Tinklenberg, Aaron D	1.00
16070 - Student Registration			
Ace L3 Secretary	Diamondhead	Hardt, Annette	1.00
		Kaiser, Tanya J	1.00
Ace L4 Admin Asst/Specialist	Diamondhead	Petroskey, Kellie A	1.00
Student Systems Coordinator	Diamondhead	Mccarthy, Brigid M	1.00
17010 - VOLUNTARY PRE-SCHOOL			
CE Coordinator 2	Community Ed	Coulter, Elizabeth E	0.63
		Haggerty, Lori	1.00
	Diamondhead	Cherne, Lori M	1.00
		Miliovich, Tracy	1.00
	Edward Neill Elementary	Hirani, Misbah M	1.00
	Gideon Pond Elementary	Schiffman, Suzanne	1.00
		Smith-Lossiah, Sharon Kay	1.00
	Harriet Bishop Elementary	Derusha, Jessalynn	0.50
		Fandrich, Kari M	1.00
	Hidden Valley Elementary	Rivers, Jessica L	1.00
		Tusa, Angela M	1.00
	Rahn Elementary	OPEN	1.00
		Pettengill, Taylor M	1.00
		Watson, Melissa A	1.00
	Sky Oaks Elementary	Dedomines, Jennifer L	1.00
		Santos, Miya D	1.00
	Vista View Elementary	Rottjakob, Ronda K	1.00
	Wm Byrne Elementary	Hanson, Virginia A	1.00
CE Program Associate	Community Ed	Abraha, Wubet A	0.75
		Amos, Susan K	1.00
		Monnens, Selena	0.88
		Sampers, Karen M	0.75
	Gideon Pond Elementary	Stambouli, Lamia	1.00
		Yusuf, Ubah	0.88
	Harriet Bishop Elementary	Sexton, Tracy M	0.45
	Hidden Valley Elementary	Rush, Diane	1.00
	Sky Oaks Elementary	Davis, Isaiah	1.00
		OPEN	1.00
	Vista View Elementary	OPEN	0.88
CE Program Supervisor	Community Ed	OPEN	1.00
	Harriet Bishop Elementary	Sanborn, Nicholas	0.19

Staffing Detail by Budget Unit as of December 28, 2021

	Location Description	Full Name	FTE
Early Learning Coordinator	Community Ed	Sampers, Cynthia	0.30
Sped Supervisor	Diamondhead	Cherry, Carolyn J	0.15
17011 - Elem Bldg Administrators			
POSA	Virtual Academy - Elementary	Leake, Donald	0.50
Principal	Edward Neill Elementary	Bomsta, Lyle J	1.00
	Gideon Pond Elementary	Buchanan, Isis L	1.00
	Harriet Bishop Elementary	Essay, Kenneth P	1.00
	Hidden Valley Elementary	Black, Kristine C	1.00
	Rahn Elementary	Robb, Brad E	1.00
	Sky Oaks Elementary	Brandner, Renee	1.00
	Vista View Elementary	Nepsund, Jeff L	1.00
	Wm Byrne Elementary	Bonneville, Jon G	1.00
17012 - Elem Bldg Clerical			
Ace L3 Secretary	Hidden Valley Elementary	Najera Vazquez, Martha E	1.00
Ace L4 Admin Asst/Specialist	Edward Neill Elementary	Stickle, Carolyn E	1.00
	Gideon Pond Elementary	Olsen-Dickhausen, Sarah J	1.00
	Harriet Bishop Elementary	Hinman, Jennifer J	1.00
	Hidden Valley Elementary	Hreha, Kyle J	1.00
	Rahn Elementary	Crosbie, Cindy	1.00
	Sky Oaks Elementary	Halvorson Peralta, Nancy E	1.00
	Vista View Elementary	Berra, Angie Marie	1.00
	Wm Byrne Elementary	Mcclellan, Melissa E	1.00
17013 - Elem Bldg Ed Assistants			
EA L2 Support	Edward Neill Elementary	OPEN	0.44
		Polding, Molly A	0.44
		Rosenberger, Rose M	0.63
	Gideon Pond Elementary	Abdi, Rahima A	0.63
		Butorac, Melanie A	0.25
		Fox-Johnson, Matthew G	1.00
		Kump, Jolene	0.94
	Harriet Bishop Elementary	Becker, Sarah J	0.19
		Liyanage, Melanie	0.69
		Mcconnell, Diane	0.50
		Siddorn, Angela G	0.63
	Hidden Valley Elementary	Lane, Braylon M	0.44
		Nelson, Jeremy Tk	0.25
		Schatzlein, Rachel	1.00
		Somerville, Raha A	0.38
	Rahn Elementary	Christman, Amber S	0.31
		Mosley, Julie G	0.75
	Sky Oaks Elementary	Berge, Kristy K	0.31
		Haroon, Hajir S	0.63
		Yusuf, Kali M	1.00
	Vista View Elementary	Cermak, Barbara L	0.19
		Gilbertson, Sherry A	0.69
		Schonewill, Jamie	0.72
	Wm Byrne Elementary	Ahmed, Sahra G	0.31

Staffing Detail by Budget Unit as of December 28, 2021

	Location Description	Full Name	FTE	
EA L2 Support	Wm Byrne Elementary	Cull, Margaret R	0.38	
		Duran, Lindsey M	0.38	
		OPEN	0.88	
		Vervais, Elizabeth	0.38	
EA Media Support	Harriet Bishop Elementary	Mikunda, Ryanne R	1.00	
17021 - Sec Bldg Administrators				
POSA	Burnsville HS	Bellmont, Chris	1.00	
	Virtual Academy Secondary	Leake, Donald	0.50	
Principal	Burnsville HS	Helke, David M	1.00	
	Eagle Ridge MS	Selim, Mohamed A	1.00	
	Nicollet MS	Pohl, Angie J	1.00	
Principal Asst	Burnsville HS	Becquer, Frances	1.00	
		Braspenick, Cherie	1.00	
		Lepper, Jay C	1.00	
		Noble, Sarah J	1.00	
	Eagle Ridge MS	Heim, Bill V	1.00	
	Nicollet MS	Blaylark, Eddie D	1.00	
17022 - Sec Bldg Clerical				
Ace L3 Secretary	Burnsville HS	Cecka, Nanette	1.00	
		Funk, Ann E	1.00	
		Moberg, Carlene	1.00	
		OPEN	1.00	
		Scherer, Deb M	1.00	
		Thornton, Jenifer A	1.00	
	Eagle Ridge MS	Evans-Vorhies, Maryann C	1.00	
		Felton, Michelle M.	1.00	
	Nicollet MS	Olson, Diane B	1.00	
		Paul, Tara	1.00	
	Ace L4 Admin Asst/Specialist	Burnsville HS	Cenci, Barbara	1.00
			Katzmarek, Abigail S	1.00
		Eagle Ridge MS	Scalzo, Kristin	1.00
Registrar	Nicollet MS	O'Hara Stuart, Erin	1.00	
	Burnsville HS	Westerlund, Danette R	1.00	
17027 - DEC Clerical				
Ace L2 Clerk	Diamondhead	Lau, Guek Yong	1.00	
18010 - Transportation Required				
EA L2 Support	Edward Neill Elementary	Rosenberger, Rose M	0.25	
	Rahn Elementary	Mosley, Julie G	0.25	
19010 - OP Custodial				
Custodian - Level 1	BES Transition Services	Arreola, Bertha A	0.50	
	Burnsville HS	Davila, Guillermo D	1.00	
		Graupmann, David A	1.00	
		Jacobson, Michael J	1.00	
		Jimenez, David M	1.00	
		Linder, Anthony J	1.00	

Staffing Detail by Budget Unit as of December 28, 2021

	Location Description	Full Name	FTE
Custodian - Level 1	Burnsville HS	Mcdonald, David	1.00
		Ohlhauser, Connor C	1.00
		Orellana, Laura I	1.00
		Schwanke, Craig A	1.00
		Swanson, Todd	0.50
		Toeller, John F.	1.00
		Wick, Darryl	1.00
	Diamondhead	Abbott, Mark M	1.00
		Alvarado Robles, Luis	1.00
		Anderson, Sean M	1.00
	District-wide	Dotzler, Brenda L	1.00
		OPEN	1.00
		Wick, Kaleb	1.00
	Eagle Ridge MS	Leon, Steven F	1.00
		Ly, Ty V	1.00
		Mathys, Frederic G	1.00
		Sahli, Teresea	1.00
	ECSE	James, Marcus C	0.50
		Lopez, Joseph D	1.00
		Molina, Luis A	0.50
	Edward Neill Elementary	Alvarado, Mary	1.00
		Molina, Angel	0.50
	Harriet Bishop Elementary	Robasse, Charles W	1.00
	Hidden Valley Elementary	Alvarado, Ernesto	1.00
		Sullivan, Geraldine E	1.00
	Marion W Savage Elementary	Spencer, Tandelyn T	1.00
	Nicollet MS	Kiehn, Jean M	1.00
		Martinez, Annette	1.00
		O'leary, Daniel L	1.00
	Rahn Elementary	Fitzgerald, Elizabeth	0.50
		Molina, Luis A	0.50
		Needham, Timothy	1.00
	Sky Oaks Elementary	Kinyon, Terry R	1.00
		Vertein, James	1.00
	Vista View Elementary	Arreola, Bertha A	0.50
		Molina, Angel	0.50
	Wm Byrne Elementary	Morales, Manuela	1.00
		Fitzgerald, Elizabeth	0.50
		James, Marcus C	0.50
		Mills, Derek R	1.00
Custodian - Level 2	Burnsville HS	Alvarado, Angel	1.00
		Gibbons, Patrick M	1.00
		Lundberg-Schmidt, Pamela M	1.00
		Mauser, Benjamin	1.00
		Wendorf, Eric S	1.00
		Johnson, Mark E	1.00
	District-wide	Johnson, Michael A	1.00
		Wollersheim, Christian P	1.00
	Eagle Ridge MS	Johnson, Nicholas A	1.00
	Nicollet MS	Teske, Jeffrey J	1.00

	Location Description	Full Name	FTE
Custodian - Level 3	Burnsville HS	Morgan, Julie C	1.00
		Sahli, Jonathan C	1.00
	Diamondhead	Glende, Mark	1.00
		Thurber, Laurie	1.00
	Eagle Ridge MS	Johnson, Glenn A.	1.00
	ECSE	Dykstra, Bryan G.	1.00
	Edward Neill Elementary	Reimers, James F	1.00
	Gideon Pond Elementary	Gorzycki, Mark	1.00
	Harriet Bishop Elementary	Martinez, Robert V	1.00
	Hidden Valley Elementary	Nelson, Kirk A	1.00
	Marion W Savage Elementary	Johnson, Brian J	1.00
	Nicollet MS	Schmidt, Brent G	1.00
	Rahn Elementary	Jensen, Bryan J	1.00
	Sky Oaks Elementary	Kaisershot, Troy M	1.00
	Vista View Elementary	Gomez, Oscar A	1.00
	Wm Byrne Elementary	Sather, Derek D	1.00
Dir Operations	Diamondhead	Lake, David	0.40
Ops Supervisor	District-wide	Wolfram, Michael	1.00
		Wurdeman, Scott	1.00
19020 - OP Bldg Main & Grounds			
Custodian - Level 2	District-wide	Anderson, John Charles	1.00
		Chantara, Thomas Khamsing	0.50
Custodian - Level 4	District-wide	Gilbertson, Dale	1.00
		Henderson, Sean M	1.00
19030 - H & S/ADA Compliance			
Ace L4 Admin Asst/Specialist	Diamondhead	Maro, Julie A	1.00
Dir Operations	Diamondhead	Lake, David	0.60
Ops Supervisor	District-wide	Powers, Scott D	1.00
19041 - Facilities Rental			
Facilities Coordinator	Diamondhead	Hinrichsen, Kyle	1.00
19050 - Purchasing/Warehouse			
Custodian - Level 2	District-wide	Chantara, Thomas Khamsing	0.50
Custodian - Level 4	District-wide	Hadac, William	1.00
21100 - Emergency Relief Aid			
1st Grade Tcr	Rahn Elementary	Peterson, Keri	1.00
	Virtual Academy - Elementary	Akers, Lauren A	0.50
2nd Grade Tcr	Edward Neill Elementary	Franklin, Laura M	0.50
	Gideon Pond Elementary	Ambuehl, Jennifer A	0.50
	Hidden Valley Elementary	Taack, Gina	0.50
	Virtual Academy - Elementary	Viktora, Gabrielle E	0.50
	Wm Byrne Elementary	Krzewki, Catherine D	0.50
3rd GradeTcr	Virtual Academy - Elementary	Viktora, Gabrielle E	0.50
4th Grade Tcr	Virtual Academy - Elementary	Davidson, Jessica J	0.50
		Jensen, Jason C	0.50
		Nepsund, Cynthia J	0.50

Staffing Detail by Budget Unit as of December 28, 2021

	Location Description	Full Name	FTE
5th Grade Tcr	Harriet Bishop Elementary	VanHorn, Alexander W	0.50
	Virtual Academy - Elementary	Davidson, Jessica J	0.50
		Jensen, Jason C	0.50
		Nepsund, Cynthia J	0.50
6th Grade Tcr	Nicollet MS	Abbott, Brent S	0.33
	Virtual Academy Secondary	Coronis, Anthony L	0.33
		Lundahl, Timothy	0.17
		Mosey, Pat	0.33
		Voris, Quincy B	0.33
Ace L3 Secretary	Diamondhead	Plomski, Marci	1.00
Ace L4 Admin Asst/Specialist	Diamondhead	Lallier, Britney	1.00
Art Tcr	Virtual Academy - Elementary	Irmiter, Micayla M	0.17
		Merkel, Sara A	0.08
	Virtual Academy Secondary	Heckmann, Danae J	0.17
		Soley, Nicole D	0.19
		Weilandgruber, Elizabeth	0.17
Band Tcr	Virtual Academy Secondary	Kosloski, Scott	0.17
Business Tcr	Virtual Academy Secondary	Carroll, Michele	0.09
		Connell, Laura	0.20
		Drahos, Cynthia	0.20
		Lunde, Christopher R	0.10
Cultural Liaison	District-wide	Abdullahi, Sahro	1.00
		Quintana Nunez, Mariana	1.00
Dean	Nicollet MS	Bang, Rebecca K	0.17
Digital Learning Specialist	Hidden Valley Elementary	Knudsen, Julie A	0.17
	Virtual Academy - Elementary	Christen, Lisa K.	0.17
		Knudsen, Julie A	0.08
Facs Tcr	Virtual Academy Secondary	Asfeld, Beth M	0.05
		Eichten, Heidi J	0.05
		Holman, Sandra L	0.17
Interventionist	Nicollet MS	Philipsek, Megan K	0.33
Kindergarten Tcr	Virtual Academy - Elementary	Akers, Lauren A	0.50
Lang Arts Tcr	Virtual Academy Secondary	Connell, Paul J	0.05
		Martin, Emma L	0.50
		Salm, Abigail J	0.41
Learning Specialist	Gideon Pond Elementary	Baumann, Michelle L	1.00
	Sky Oaks Elementary	Lindell, Michelle M	0.50
	Virtual Academy Secondary	Wening, Alesha	1.00
Math Tcr	Burnsville HS	Brevik, Lori A	1.00
	Eagle Ridge MS	Schmidt-boyles, Dawn	1.00
	Nicollet MS	Funches, Monique Roy	1.00
	Virtual Academy Secondary	Goff, Tara P	0.67
		Hetherington, Kim Harrod	0.09
		Philipsek, Megan K	0.67
		Wagner, Kristen A	0.17
Music Tcr	Virtual Academy - Elementary	Wood, Kimberly R	0.08
Phy Ed Tcr	Virtual Academy - Elementary	Ceola, Mike	0.17
		Shelden, Jon	0.08
	Virtual Academy Secondary	Fritz, Kimberly A	0.25
PLTW	Virtual Academy Secondary	Paetzold, Robert James	0.08

Staffing Detail by Budget Unit as of December 28, 2021

	Location Description	Full Name	FTE
Science Tcr	Virtual Academy Secondary	Hauer, Erin N	0.08
		Huber, Jon Alan	0.20
		Pieper, Jill	0.17
Soc Stu Tcr	Burnsville HS	Amegbleame, Coudjo	1.00
	Virtual Academy Secondary	Elfering, Jean	0.17
		Yager, Amy	0.17
Strings Tcr	Virtual Academy Secondary	Nimchuk, Sarah T	0.10
Tech Spec 1	Diamondhead	Tarnofsky, John J	1.00
World Lang Tcr	Virtual Academy Secondary	Anderson, Janelle D	0.46

Staff Salary and Benefits by Bargaining Group

General Fund Bargaining Group	Sum of FTE (Full-Time Equivalent)	Sum of Salary	Sum of Benefits	Total Salary + Benefits	% of Total
Clerical	44.00	\$ 2,168,787	\$ 980,660	\$ 3,149,447	3.18%
Confidential	6.00	\$ 407,929	\$ 161,316	\$ 569,244	0.57%
Custodial	72.00	\$ 3,697,665	\$ 1,168,952	\$ 4,866,617	4.91%
District Wide	8.65	\$ 1,060,678	\$ 369,098	\$ 1,429,776	1.44%
Educational Asst	169.71	\$ 4,785,832	\$ 3,025,345	\$ 7,811,176	7.88%
Info Tech Specialists	13.00	\$ 748,594	\$ 265,399	\$ 1,013,993	1.02%
Operations	3.00	\$ 220,604	\$ 65,053	\$ 285,657	0.29%
Principals	20.00	\$ 2,856,568	\$ 968,251	\$ 3,824,819	3.86%
Superintendent	1.00	\$ 195,760	\$ 57,745	\$ 253,505	0.26%
Teachers	624.98	\$ 49,087,542	\$ 20,586,603	\$ 69,674,144	70.32%
Unaffiliated	45.18	\$ 3,041,499	\$ 1,319,865	\$ 4,361,364	4.40%
VPK / CE	30.84	\$ 1,346,922	\$ 489,924	\$ 1,836,846	1.85%
Grand Total	1,038.36	\$ 69,618,379	\$ 29,458,211	\$ 99,076,590	100%

Burnsville-Eagan-Savage District #191 Bargaining Unit Descriptions

Below are definitions of the categories from which all of our Human Resource Assignments within the General Fund are derived. Close to 80% of the total general fund budget is made up of Salary and Benefits, including hourly assignments, from these groups within the General Fund.

Clerical refer to positions that fall under the **Association of Clerical Employees** collective bargaining agreement which are expected to complete clerical tasks as assigned.

"Confidential employee" means an employee who as part of the employee's job duties: (1) is required to access and use labor relations information as that term is defined in section [13.37, subdivision 1](#), paragraph (c) *"Labor relations information" means management positions on economic and noneconomic items that have not been presented during the collective bargaining process or interest arbitration, including information specifically collected or created to prepare the management position.*"; or
(2) actively participates in the meeting and negotiating on behalf of the public employer.

Custodial refer to positions that fall under the **Service Employees International Union Local 284 - Custodial Employees** which are expected to complete custodial tasks as assigned.

District Wide - Districtwide Administrators Association includes the following positions whose roles vary depending upon their job description (note some of these positions are funded outside of the General Fund yet are included within this category) :

- Director of Curriculum, Instruction, and Student Support Services
- Director of Individualized Student Services
- Director of Operations, Properties, and Transportation
- Director of Community Education (funded by Fund 04)
- Director of Strategic Partnerships and Pathways
- Director of Activities and Athletics
- Director of Food Services (funded by Fund 02)
- Special Education Supervisor(s)
- Adult Basic Education Coordinator (funded by Fund 04)

Educational Asst - refer to positions that fall under the **Burnsville Association of Educational Assistants** collective bargaining agreement which are expected to complete tasks as assigned in the areas of support, health, media and special education.

Info Tech Specialists - refer to positions that fall under the **Information Technology Specialists** collective bargaining agreement which are expected to complete tasks as assigned to either level of Tech Spec 1, 2, 3, or 4.

Operations Supervisors - refer to positions that fall under the **Operations and Maintenance Supervisors** collective bargaining agreement which are expected to complete tasks as assigned for Operations Supervisors.

Principals - refer to positions that fall under the **Burnsville Principals Association** collective bargaining agreement which are expected to complete tasks as assigned for their assigned level of either Associate or Principal at Elementary, Middle or Senior High levels.

School Board - elected officials comprising the **ISD 191 School Board of Directors**.

Superintendent - Individual who leads ISD 191 as per job description and contract with School Board.

Teachers - refer to positions that fall under the **Burnsville Education Association** collective bargaining agreement which are expected to complete tasks as assigned for their position as a licensed teaching personnel as defined in the Public Employment Labor Relations Act (PELRA).

Unaffiliated Employees are positions that do not have a "Community of Interest" with established bargaining units within the district. These positions are At-Will and fall under Terms and Conditions of Employment verses a negotiated agreement.

Revised 3/5/2021

ISD 191 Federal Relief Funds Summary

As of December 1, 2021

Individuals with Disabilities Education Act (IDEA) Finance Code 140

ISD 191 Allocations: \$ 435,427.01 Remaining: \$ 435,427.01 Spending Timeline: By 9/30/2022 Spent: FY22	Spending Parameters: <ul style="list-style-type: none"> ❖ Providing special education and related services for children with disabilities from ages 3-21 consistent with state and federal statutes, rules, regulations and United State Office of Management and Budget (OMB) circulars. ❖ School re-entry, disruption in the education of children with disabilities and mental health services. ISD 191 Expenditures <ul style="list-style-type: none"> ❖ Staffing recovery services during second semester and summer programming ❖ Transportation to and from recovery services ❖ Tuition billing ❖ Federal funding of State employee benefits
--	--

Individuals with Disabilities Education Act (Preschool Incentive) Finance Code 141

ISD 191 Allocations: \$ 36,589.37 Remaining: \$ 36,589.37 Spending Timeline: By 9/30/2022 Spent: FY22	Spending Parameters: <ul style="list-style-type: none"> ❖ Providing special education and related services for children with disabilities from ages 3-5 consistent with state and federal statutes, rules, regulations and OMB circulars. ❖ School re-entry, disruption in the education of children with disabilities and mental health services. ISD 191 Expenditures <ul style="list-style-type: none"> ❖ Staffing recovery services during second semester and summer programming ❖ Transportation to and from recovery services ❖ Tuition billing
--	--

Governor's Flexible American Rescue Plan: Summer Academic and Mental Health Support Finance Code 150

ISD 191 Allocations: \$ 413,000 Remaining: \$ 379,459.64 Spending Timeline: 6/14/2021-8/31/2022 Spent: FY21 : \$ 33,790.38	Spending Parameters: <ul style="list-style-type: none"> ❖ To create partnerships and provide services in the following areas: <ul style="list-style-type: none"> ➢ Expand mental health and well-being supports to youth and adolescents attending school district and charter school learning programs. ➢ Partner with community businesses and organizations to develop a summer mentor and/or tutoring model that covers enrichment programming and other costs such as transportation and meals to increase student participation. ➢ Bring school-based summer programs into the community, providing opportunities for enrichment, social and emotional skill building, mental health supports, and tutoring services. ➢ Provide students with summer field trips for hands-on learning opportunities. Hands-on learning opportunities include activities such as trips to nature centers, state parks, zoos, museums or theaters. ISD 191 Expenditures <ul style="list-style-type: none"> ❖ Tutoring or after school programming ❖ Summer Headway contract ❖ Treatment Center partnership ❖ Entry fees for student field trips
---	---

ISD 191 Federal Relief Funds Summary

As of December 1, 2021

Elementary and Secondary School Emergency Relief Fund (ESSER I 90%) Finance Code 151

<p>ISD 191 Allocations: \$ 1,296,393</p> <p>Remaining: \$ 0</p> <p>Spending Timeline: 3/13/2020-9/30/2022</p> <p>Spent: FY20: \$339,165 FY21: \$957,228</p>	<p>Spending Parameters:</p> <ul style="list-style-type: none"> ❖ Coordination of preparedness and response efforts of local educational agencies with state, local, tribal and territorial public health departments. ❖ Providing the resources necessary to address the needs of individual schools. ❖ Activities to address the unique needs of low-income children or students, children with disabilities, English learners, racial and ethnic minorities, students experiencing homelessness, and foster care youth, including how outreach and service delivery will meet the needs of each population. ❖ Developing and implementing procedures and systems to improve the preparedness and response efforts of local educational agencies. ❖ Training and professional development for staff of the local educational agency on sanitation and minimizing the spread of infectious diseases. ❖ Purchasing supplies to sanitize and clean the facilities of a local educational agency, including buildings operated by such an agency. ❖ Planning for, coordinating, and implementing activities during long-term closures, including providing meals to eligible students, providing technology for online learning to all students, providing guidance for carrying out requirements under the IDEA and ensuring other educational services can continue to be provided consistent with all federal, state, and local requirements ❖ Purchasing educational technology (including hardware, software, and connectivity) for students who are served by the district that aids in regular and substantive educational interaction between students and their classroom instructors, including low-income students and children with disabilities, which may include assistive technology or adaptive equipment. ❖ Providing mental health services and supports. ❖ Planning and implementing activities related to summer learning and supplemental after-school programs, including providing classroom instruction or online learning during the summer months and addressing the needs of low-income students, children with disabilities, and English learners. <p>ISD 191 Expenditures</p> <ul style="list-style-type: none"> ❖ Summer school teachers \$ 38,735 ❖ Summer school aides \$ 171,791 ❖ Tech support \$ 5,454 ❖ Transportation \$ 96,710 ❖ Cleaning supplies and signage \$ 23,960 ❖ Clerical \$ 2,515 <ul style="list-style-type: none"> ➤ Subtotal of Fiscal Year 2019-2020 \$ 339,165 ❖ Teachers \$ 229,719 ❖ Voluntary PreKindergarten teachers \$ 266,354 ❖ Internal substitutes \$ 14,008 ❖ Tech staff \$ 12,502 ❖ Nurses \$ 87,264 ❖ Extra hours \$ 2,743 ❖ Benefits for salaries listed above \$ 217,863 ❖ Substitutes and Contracted Headway services \$ 66,546 ❖ Supplies \$ 36,201 ❖ Dues \$ 11,000 ❖ NonPublic laptop \$ 860 ❖ NonPublic Guidance \$ 12,168 <ul style="list-style-type: none"> ➤ Subtotal of Fiscal Year 2020-2021 \$ 957,228
---	---

ISD 191 Federal Relief Funds Summary

As of December 1, 2021

Elementary and Secondary School Emergency Relief Fund (ESSER I 9.5%) Finance Code 152

ISD 191 Allocations: \$ 244,299 Remaining: \$ 0 Spending Timeline: 3/13/2020-9/30/2022 Spent: FY21: \$ 244,299	Spending Parameters: <ul style="list-style-type: none"> ❖ Historically underserved populations ❖ See spending parameters for ESSER I 90% ISD 191 Expenditures Budgeted: <ul style="list-style-type: none"> ❖ Contracted Services (including substitutes) \$ 104,600 ❖ Supplies \$ 137,244 Non Public Schools Expenditures Budgeted: <ul style="list-style-type: none"> ❖ Wages and Salaries Guidance \$ 2,291 ❖ Supplies \$ 164
---	--

Governor's Emergency Education Relief Fund (GEER) Finance Code 153

ISD 191 Allocations: \$ 295,665 Remaining: \$ 0 Spending Timeline: 3/13/2020-9/30/2022 Spent: FY21 \$ 295,140 FY22 \$ 524	Spending Parameters: <ul style="list-style-type: none"> ❖ Student access to technology and summer school programming ISD 191 Expenditures: <ul style="list-style-type: none"> ❖ Contracted Services \$ 290,599 ❖ Supplies \$ 2,094 Non Public Schools Expenditures: <ul style="list-style-type: none"> ❖ Technology \$ 2,447 (FY21) ❖ Technology \$ 524 (FY22)
---	--

Coronavirus Relief Funds (CRF) Finance Code 154

ISD 191 Allocations: \$ 2,730,383 Remaining: \$ 0 Spending Timeline: 7/1/2020-12/30/2020 Spent: FY21 \$ 2,730,383	Spending Parameters: <ul style="list-style-type: none"> ❖ Operational costs such as cleaning supplies and disinfectant sprayers, screening supplies, personal protective equipment (PPE), and increased transportation costs associated with transporting students in a socially distant manner ❖ Student, Family, and Educator needs such as technology devices and internet access, technology training, tutors or mentors to address learning loss, translation services, school-age care for essential workers, and professional development focused on learning models ISD 191 Expenditures <ul style="list-style-type: none"> ❖ Wages and Salaries \$ 779,728 ❖ Benefits \$ 186,913 ❖ Contracted Services (including substitutes) \$ 142,791 ❖ Equipment and ventilation improvements \$ 274,360 ❖ Supplies \$ 478,535 ❖ Technology \$ 868,056
--	--

ISD 191 Federal Relief Funds Summary

As of December 1, 2021

Elementary and Secondary School Emergency Relief (ESSER II) Finance code 155

ISD 191 Allocations: \$ 7,187,155 Remaining: \$ 7,112,727 Spending Timeline: 7/1/2020-9/30/2023 Spent: FY21:\$ 74,428	Spending Parameters: <ul style="list-style-type: none"> ❖ Same uses as ESSER I ❖ Plus <ul style="list-style-type: none"> ➢ Counteracting the effects of lost learning time ➢ Preparing for reopening Fall 2021 ➢ Air quality projects ISD 191 Expenditures <ul style="list-style-type: none"> ❖ \$ 3,900,000 used for existing expenditures to allow for continuity of services and programs without reductions for FY22; including substitute costs and staff positions appropriate ❖ \$ 3,287,155 used for additional staffing and materials needed for programming needs to counteract the effects of interrupted learning time
--	---

American Rescue Plan Homeless I Finance code 158

ISD 191 Allocations: \$ 75,346.88 Remaining: \$0 out of timeline Spending Timeline: 5/18/2021-9/30/2021 FIN 158 (Not in SERVS)	Spending Parameters: <ul style="list-style-type: none"> ❖ Immediate needs of children and youth experiencing homelessness this spring and summer <ul style="list-style-type: none"> ➢ Must supplement and NOT supplant applies to this ➢ Any expense necessary to support the identification, enrollment, participation, and success of children and youth experiencing homelessness and to provide them with wrap-around services. ISD 191 Expenditures <ul style="list-style-type: none"> ❖ Wages and Benefits Social Worker: \$ 11,796 ❖ Metro bus cards \$ 8,000 ❖ Winter gear and groceries \$ 6,406 ❖ Computers for families \$ 1,479 ❖ Indirect \$ 2,541 ❖ Child care, gas cards, rent, Drivers ed courses \$ 45,124.88
--	---

ISD 191 Federal Relief Funds Summary

As of December 1, 2021

American Rescue Plan Homeless II Finance code 159

<p>ISD 191 Allocations: \$ 56,236.43 Remaining: \$ 56,236.43 Spending Timeline: 7/1/21-9/30/2024 FIN 159 (Not in SERVS)</p> <p>Applications due to LaDonna Mustin by October 30, 2021</p> <p>Ends 9/30/2024</p> <p>Financial Reporting Form (FRF) FRFs for ARP and MV must be kept separate.</p>	<p>Spending Parameters:</p> <ul style="list-style-type: none"> ❖ To increase capacity by hiring staff, dedicating resources, and planning partnerships with community-based organizations, among other strategies. ❖ To identify students and to connect students experiencing homelessness and their families in preparation for this fall. ❖ To compete and award contracts to community-based organizations that are well-positioned to identify historically underserved populations such as rural children and youth. Tribal children and youth, students of color, children and youth with disabilities, English learners, and LGBTQ+ youth, and connect them to educationally related support and wraparound services. ❖ For any of the 16 uses permitted by the McKinney-Vento Act (see 42 U.S.C. 11433 (d)). ❖ For any expenses necessary to facilitate the identification, enrollment, retention, and educational success of homeless children and youth. ❖ To pay for short-term, temporary housing (e.g. a few days in a motel) when such emergency housing is the only reasonable option for COVID-19 safe temporary housing and when necessary to enable the homeless child or youth to attend school and participate in school activities. Store-specific debit cards must be used toward allowable uses of funds or specific intended purposes outlined above. Further, the recipient(s) should be able to provide to the Local Education Agency (LEA) the receipt(s) for items for their files for audit purposes. <p>ISD 191 Expenditures</p> <ul style="list-style-type: none"> ❖ Support social work team in training building level staff in looking for signs of homelessness/highly mobile families ❖ Make basic needs items available immediately to families as they enroll or as students are identified <ul style="list-style-type: none"> ➢ Tutoring, supplemental instruction ➢ Referrals for medical, dental, other health services ➢ Defraying excess cost of transportation ➢ Provision of services to attract, engage and retain homeless children and youths ➢ School supplies for distribution ➢ Extraordinary or emergency assistance to enable homeless children to attend school
---	---

ISD 191 Federal Relief Funds Summary

As of December 1, 2021

American Rescue Plan (ARP ESSER III) Finance Code 160

<p>ISD 191 Allocations: \$ 12,913,225.06</p> <p>Remaining: \$ 12,913,225.06</p> <p>Spending Timeline: 7/1/2020-9/30/2024</p>	<p>Spending Parameters: One plan 2 finance codes</p> <ul style="list-style-type: none"> ❖ Help meet a wide range of needs arising from the COVID-19 pandemic, including reopening schools safely, sustaining their safe operation, and addressing students' social emotional, mental health and academic needs resulting from the pandemic ❖ Meaningful Stakeholder Engagement ❖ State Education Priorities: Full Service Community Schools, Community Partnerships, Neighborhood Programs, Expand Access to Tutoring, multi-tiered system of supports (MTSS), Student Support Personnel, Expand or Add Vocational or Life Skills programming for students receiving Special Education Services, Expand access to School Readiness, Kindergarten Entry Profile, Grow Your Own Expansion/Teacher Mentoring Program/Educator Career Pathways, Family Engagement Model, Expand Language Access, Expand Rigorous Coursework by demographics and geography, Staffing for smaller class sizes and/or staff for interventions or enrichment, Ethnic Studies and Indigenous Education, Hands-on Learning Opportunities/Field Trips, Out of School Time Learning Opportunities <p>ISD 191 Expenditures:</p> <ul style="list-style-type: none"> ❖ Headway Contracted support ❖ Support district wide clinic partnered with Park Nicollet ❖ Expand tutoring and mentorship ❖ Sustain voluntary Prekindergarten programming ❖ FIRE Academy Parent Engagement ❖ Translation Cultural Liaisons ❖ Additional teaching staff for specific grades including virtual academy ❖ Credit recovery instructors at BHS ❖ Math interventionists at middle level ❖ Field trips, when and as possible, particularly for those historically underserved ❖ Professional development on Kindergarten readiness and transition ❖ Health needs: physical, mental, social and emotional ❖ Cleaning supplies and operational equipment ❖ Chemical health counseling services ❖ Transportation ❖ Repair and purchase of student devices ❖ Relevant culturally responsive services
---	---

American Rescue Plan (ARP ESSER III) Finance Code 161

<p>ISD 191 Allocations: \$ 3,228,306.26</p> <p>Remaining: \$ 3,228,306.26</p> <p>Spending Timeline: 7/1/2020-9/30/2024</p>	<p>Spending Parameters: One plan 2 finance codes</p> <ul style="list-style-type: none"> ❖ Must reserve at least 20% of funds to address learning loss through the implementation of evidence-based interventions ❖ Summer learning or enrichment, comprehensive after school programs, extended day programs and/or extended year programs <p>ISD 191 Expenditures:</p> <ul style="list-style-type: none"> ❖ Out of school time; After school; Extended Day; and Extend Year <ul style="list-style-type: none"> ➢ Hands on learning opportunities, including field trips ➢ Community Partnerships ➢ Expand Language Access
---	---

ISD 191 Federal Relief Funds Summary

As of December 1, 2021

Expanded Summer Learning Program Finance Code 163

ISD 191 Allocations: \$ 825,200 sent \$ 206,300 Remaining: \$ 89,244 until final MARSS allocation Spending Timeline: 5/19/2021-9/30/2022	Spending Parameters: <ul style="list-style-type: none"> ❖ Extended School Year (ESY) services, Community Education offerings and child care services will not qualify to generate these funds. ❖ Can only be spent on Summer Programs with state-approved alternative programs (SAAP) student attendance and membership hours reported in the Fall Minnesota Automated Reporting Student System (MARSS) file. ❖ Additional staff (teachers, support staff, parent liaisons, etc.) ❖ Increased transportation ❖ Longer day or increased number of days ISD 191 Expenditures <ul style="list-style-type: none"> ❖ In person Summer School programming generating seat time ❖ Three week preschool summer programming, else ESSER III 20%
--	--

Summer Preschool Funding Finance Code 165

ISD 191 Allocations: \$ 76,800 Remaining: \$ 76,800 Spending Timeline: 5/19/2021-9/30/2022	Spending Parameters: <ul style="list-style-type: none"> ❖ For children age 4 or 5 on 9/1/2020 who have not yet attended kindergarten. ❖ For every \$ 4,800 allocated in funding, programs must serve at least one child. ❖ Support tuition, teachers and staff, transportation, food service, interpreter or multilingual support costs, mental health consultants and inclusion specialists, materials/consumables, and field trip expenses. ❖ Priority to children: <ul style="list-style-type: none"> ➢ In foster care, under child protection, experiencing homelessness, tribally enrolled or of teenage parents. ➢ At risk for or currently receiving support and services such as Early Childhood Special Education (ECSE) or English Learners. ➢ Children qualifying for free or reduced-priced lunch or other public assistance programs that demonstrate a household income of 185 percent or less of the federal poverty guidelines. ❖ Program must offer a minimum of 100 instructional hours between 6/15/21 and the first day of kindergarten programming. ❖ Must submit final report by 10/1/2021 with enrollment details. ISD 191 Expenditures <ul style="list-style-type: none"> ❖ Six week preschool summer 2021 programming at Vista View 8am-3pm M-R 6/21-6/30 and 7/1-7/29 and to extent funds remaining we will program for Summer 2022 as well <ul style="list-style-type: none"> ➢ Teachers and Assistants ➢ Materials and Supplies
--	--

ISD 191 Federal Relief Funds Summary

As of December 1, 2021

Governor's One -Time Adult Basic Education (ABE) Funding Finance code 166

ISD 191 Allocations: \$ 121,144.90 Remaining: \$ 121,144.90 Spending Timeline: FY22	Spending Parameters: <ul style="list-style-type: none"> ❖ Meant to strengthen and expand services and can be spent during fiscal year 2021-2022. This should be used strategically to expand capacity, as opposed to meeting recurring expenses such as staff salaries. Examples of potential uses might include curricula development, marketing and outreach, purchase of computers and other devices, short term digital navigation for learners, etc. ISD 191 Expenditures <ul style="list-style-type: none"> ❖ Expand Class offerings for students ❖ Expand ISD 191 staff development opportunities ❖ Expand community outreach efforts (Community Connections Coordinators) ❖ Webcam devices for live streaming use by students ❖ Computer monitors ❖ Chromebooks, charges, docking stations and SMART boards ❖ Additional software licenses for student use
---	---

ESSER III 5% Learning Recovery Applications Finance Code 169

ISD 191 Allocations: \$ 82,661 Remaining: \$ 82,661 Spending Timeline: FY22	Spending Parameters: <ul style="list-style-type: none"> ❖ Address learning recovery in response to the impact of lost instructional time by implementing supplemental interventions focused on supporting historically underserved students ❖ Priority will be given to those receiving special education services, those who have missed the most in-person instruction during the 2019-20 and 2020-21 school years, and those who did not consistently participate in remote instruction when offered during school building closures ISD 191 Expenditures <ul style="list-style-type: none"> ❖ Social emotional learning support ❖ Tutoring contracted services
---	---

COVID Testing Program Finance Code 170

ISD 191 Allocations: \$ 467,480 Remaining: \$ 467,480 Spending Timeline: FY22	Spending Parameters: <ul style="list-style-type: none"> ❖ Providing support to detect and prevent the transmission of COVID-19 within schools ISD 191 Expenditures <ul style="list-style-type: none"> ❖ Contracted nursing services ❖ Contracted testing services with Dakota Family Clinic ❖ Purchase of testing kits
---	---

Pandemic Enrollment Loss Funding Finance Code 171

ISD 191 Allocations: \$ 621,846 Remaining: \$ 621,846	Spending Parameters: <ul style="list-style-type: none"> ❖ Revenue to offset the financial impact due to the loss of enrollment from fall of 2020 to fall of 2021 ISD 191 Expenditures
--	---

ISD 191 Federal Relief Funds Summary

As of December 1, 2021

Spending Timeline: FY22	❖ To be determined based on needs met by ESSER II funds and lesser Compensatory
-----------------------------------	---

County (Dakota, Scott) Coronavirus Relief Funds (CRF) Finance Code 174

ISD 191 Allocations: \$ 304,589.46 Remaining: \$ 0 Spending Timeline: FY21	Spending Parameters: ❖ Address immediate needs to return to safe, in person learning ISD 191 Expenditures ❖ Child Care \$51,094.00 ❖ Technology, connectivity needs and support \$251,859.98 ❖ Food and Nutrition support \$1,635.48
--	---

General Fund Budget Comparative Summary

	Actual Results 2018-19	Actual Results 2019-20	Actual Results 2020-21	Adopted Budget 2021-22	Revised Budget 2021-22
Total Beginning Fund Balance	\$ 15,815,204	\$ 15,379,015	\$ 20,326,027	\$ 21,483,321	\$ 29,521,880
Revenues	131,545,485	132,246,197	129,973,192	123,498,369	126,417,450
Federal Relief Revenues			4,673,195	7,187,245	9,468,267
Expenditures	132,076,288	127,299,185	120,777,339	132,480,192	130,875,664
Federal Relief Expenditures			4,673,195	3,287,245	5,160,034
Variance (Revenues - Expenditures)	(530,803)	4,947,012	9,195,853	(5,081,823)	(149,981)
Total Ending Fund Balance	\$ 15,284,401	\$ 20,326,027	\$ 29,521,880	\$ 16,401,498	\$ 29,371,899
Breakdown of Fund Balance Categories					
Nonspendable	\$ 469,392	\$ 435,457	\$ 382,338	\$ 367,587	\$ 382,338
Restricted	5,526,162	7,878,828	9,020,782	5,476,553	8,261,908
Committed	1,550,194	1,735,209	1,849,491	1,784,069	1,538,385
Assigned			5,081,823	-	-
Unassigned	7,738,653	10,276,533	13,187,446	8,773,289	19,189,268
Total Ending Fund Balance	\$ 15,284,401	\$ 20,326,027	\$ 29,521,880	\$ 16,401,498	\$ 29,371,899
Unassigned Fund Balance %	5.86%	8.07%	10.51%	6.46%	14.11%