



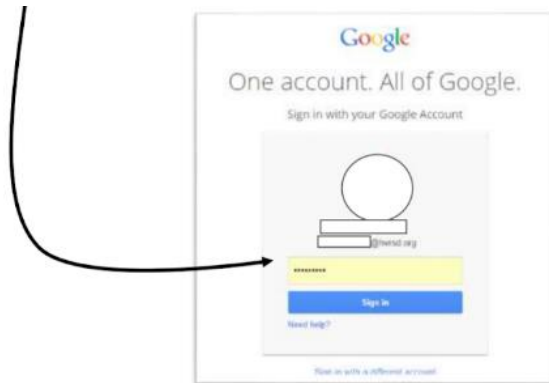
Google Classroom Directions for Parents

Please follow steps 1-5 to help your student(s) connect to Google Classroom.

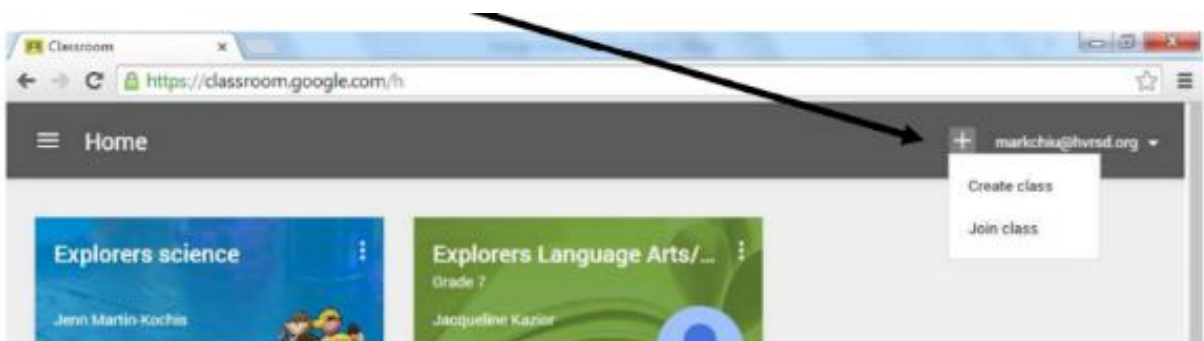
1. Using your internet browser (Google Chrome will work best for this), go to **classroom.google.com**. You may be directed to log into an account instead of reaching the classroom screen. If you reach the classroom screen, that means you are already logged into an account and you may skip to STEP 3.



2. You must be logged in to your child's SHSDROLLERS.ORG account in order to access any Google classroom. Click "**Sign In**" in the top right hand corner if you currently are not signed into any google account. If you are on another Gmail account, you will need to sign out of it and **log in with your child's SHSDROLLERS.ORG account**. You should have access to their username and password.



3. Once you are logged in and on the classroom.google.com site, click the "+" in the top right hand side of the screen and select **Join Class**.





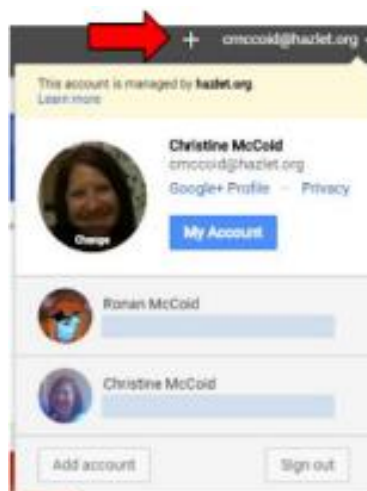
4. Enter the **class code**.
Please contact your child's teacher if you do not have a classroom code.



5. The classrooms that you are now joined to will now be one screen. The image below shows an example of the Dashboard. The next time you use classroom.google.com, this will be the "home screen". Once you are on the Dashboard, you can click on any class to view its Google Classroom page.



If you have more than one child using Google Classroom, you can add multiple accounts and view all student accounts from the same site. To add another account, click on the email address you see in the upper right corner of the dashboard, and select **Add account**. To switch between accounts, click on the email address in the upper right corner of the dashboard, and just select the account you would like to see.





Important Info About Google Classroom at SHES

- Once your student(s) are set up in Google Classroom, you will want to set time aside daily to visit Google Classroom with your student(s).
- Please note that any activity in Google Classroom is documented under the student's login and it would be inappropriate for a parent to communicate with the teacher or other students in Google Classroom. Parents should use their personal email to digitally communicate with the teacher.
- Assist your child in identifying a quiet area of the house for learning to take place. Areas without distractions (TV, etc.) and away from high-traffic areas should be considered.
- Create a schedule that works for you and your family to make sure that each child has adequate time to complete assignments.
- Continue to demonstrate flexibility. Model for your child how to prepare and engage meaningfully in their education. If you take it seriously, they will as well.
- Encourage healthy and successful habits.

Other Videos/Resources for Google Classroom

<https://www.youtube.com/watch?v=LWkPCi6noCI>

<https://www.youtube.com/watch?v=xPDd3jkJsHY>