



**OAKLAND UNIFIED
SCHOOL DISTRICT**

Community Schools, Thriving Students

www.ousd.org/facilities

Produced August 2017



Burbank Preschool Center Schoolyard*



Frick Impact Academy ISS Phase 1*

Measures A B & J Independent Citizens' Bond Oversight Committee

2015—2016 Annual Report

* Project information on page 6

About Measures A B & J

CITIZENS BOND OVERSIGHT COMMITTEE DUTIES & WORK

Both OUSD Measure B and Measure J were passed under the Strict Accountability in Local School Construction Bonds Act of 2000. Pursuant to this law, the District is required to have a Citizens Bond Oversight Committee to inform the public concerning expenditure of the bond revenues. The committee's responsibility is to actively review and report on the expenditure of taxpayers' money for school construction in accordance with voter approved projects (Ed Code 15278).

This annual report summarizes and highlights the work of the independent Citizen's Bond Oversight Committee (CBOC) and our review of the expenditures in the Measure B and Measure J School Facilities Improvement Bond for the fiscal year 2015-2016.

There was discussion in 2015/2016 between the CBOC and District staff regarding how the District determines Bond spending priorities. CBOC wanted to understand the process that led to the October 2015 the Board approval to spend \$49.5 Million to renovate or construct a new Administration Building along with a new cafetorium for Dewey HS at 1025 2nd Ave location. This project was not specifically listed in the Bond language as a major project. The District also in October 2015 authorized defunding a number of originally referenced projects to allow for the \$49.5 Million expenditure on 1025 2nd Ave. Among the projects that are now not included to be completed with Measure J or B funds are: Roosevelt School modernization, bathroom renovations at various schools and playground and paving renovations at various schools.

District legal counsel in May 2016 presented an interpretation of the law and the language of Measure J and concluded the District has the right to expend \$49million on a new 1025 2nd Ave administration. Not all of the CBOC members agreed with this interpretation. The majority of the committee believe that spending this amount of Measure J dollars (more than 10% of 475million) on such an effort clearly violates the spirit of the authorization and the intent of the voters.

BOND BACKGROUND

In June 2006, Oakland voters passed **Measure B**, a \$435 million School Facilities Improvement Bond which provided funding to the Oakland Unified School District (OUSD) for educational facilities such as science labs, computer labs, and art and music rooms. The Bond also provided funding for construction, renovation and repair of classrooms, multi-purpose rooms, playgrounds, gymnasiums, Pre-School/Early Childhood Development Centers and student health centers.

In June 2012, Oakland voters passed **Measure J**, a \$475 million School Facilities Improvement Bond, for OUSD to enhance the educational environment for the students and communities of Oakland and better prepare students for college and jobs. Bond funds will be used to upgrade science labs, classrooms, computers and technology; improve student safety and security; repair bathrooms, electrical systems, plumbing and sewer lines; improve energy efficiency; and make seismic upgrades.

BOND PROGRAM ADMINISTRATION

During the year of 2015/2016 the Deputy Chief of Facilities position was filled by an outside consultant from Seville Group, Inc. (SGI). At the same time SGI also provided program and construction management recommendations to OUSD's Superintendent and School Board. SGI made a October 2015 presentation and recommendation to the School Board to revise the Master Plan project list to include funding the 1025 2nd Ave project in the amount of 49.5million; and to defund other projects originally listed on the Master Plan project list of 2012.

In April 2016, Joe Dominguez was named to the permanent District position Chief Deputy Superintendent of OUSD Facilities. Mr. Dominguez initiated a new Request for Qualification proposal outreach for Program and Construction Management services to the OUSD Measure J and B Bond program. He also put forth a Request for Qualifications for consulting services to develop a new Facilities Master Plan.

CBOC Roles & Activities

PURPOSE AND DUTIES OF THE CBOC

As required by Education Code Section 15278, the District appointed a Committee of local residents, whose main charge is to inform the public about how the Bond money is being spent. The Committee actively reviews and reports on the expenditure of taxpayer money for school construction to ensure that bond funds are spent in accordance with the provisions of the Bond. The Committee is comprised of up to 9 appointees, including a Chairperson, Vice Chairperson and Secretary.

CBOC ROLES & ACTIVITIES

The OUSD CBOC committee is comprised of up to 9 appointees, including a Chairperson, Vice Chair Person and Secretary. The committee convened monthly meetings at which CBOC reviewed program expenditures that were presented by staff and other facilities reports pertinent to expenditures of bond revenues. Other activities included visiting project sites to observe construction progress.

CBOC MEMBERS:

Shiree Teng – Chair
Cesar Escalante*
Joyce Nilo

Ariel Bierbaum – Vice Chair
Gerald Green
Renee Swayne*

Ferrah Wilder – Secretary*
George Holland*

Andrea Dawson
Chan U Lee

*Partial term

Following is a list of Project Site Visits for 2015-2016 Fiscal Year:

October 2, 2015

Greenleaf ES at Whittier Expansion
Skyline HS Field

November 6, 2015

Oakland International HS Field
Fruitvale ES Bleachers

December 4, 2015

Claremont MS Kitchen & Cafeteria
Elmhurst MS Restroom & Paving

February 5, 2016

Coliseum College Prep Science Classrooms
Castlemont HS Intensive Support Site

March 4, 2016

Oakland Technical HS Health Clinic
Edna Brewer MS Field

April 1, 2016

Sankofa Academy Expansion
Foster ES Central Kitchen

May 6, 2016

Madison Park Upper Campus Expansion
McClymonds HS Intensive Support Site

June 3, 2016

Greenleaf ES at Whittier Expansion
Glenview ES Modernization & New Construction

Note:

CDC = Child Development Center

ES = Elementary School

MS = Middle School

HS = High School

Audit Review and Findings

ANNUAL EXPENDITURE REVIEW

Of all the activities undertaken by the CBOC, its primary duty is to review and ensure that the Measure B and J funds are spent in accordance with the Bond language. The chart at the end of this report reflects a summary of project expenditures for the Fiscal Year ended June 30, 2016. The report is organized to reflect the life of each project commencing with the Pre-Design Phase and concluding with the Completed Phase. The cumulative expenditures for the Measure B and J bond program totaled \$484,289,610 through June 30, 2016.

CBOC did not receive the official outside Auditors Measures B & J Annual Financial & Performance Report for Measures B & J until September 12, 2017. Section 15286 of Education Code* requires that CBOC receive this report at the same time it is submitted to the District by March 31 of each year.

**Consistent with the provisions contained in subparagraphs (C) and (D) of paragraph (3) of subdivision (b) of Section 1 of Article XIII A of the California Constitution, the required annual, independent financial and performance audits for the preceding fiscal year shall be submitted to the citizens' oversight committee established pursuant to Section 15278 at the same time they are submitted to the school district or community college district, no later than March 31 of each year. These audits shall be conducted in accordance with the Government Auditing Standards issued by the Comptroller General of the United States for financial and performance audits.*

FINANCIAL AND PERFORMANCE AUDIT

As required by Measures B and J, each fiscal year a financial and performance audit of Measures B and J expenditures is conducted. Yano Accountancy Corporation conducted the financial and performance audits of Measures B and J revenues and expenditures for the year ending June 30, 2016.

The financial audit included a review of the financial schedule presented by the District. The financial audit was concluded with no findings. Please see links below for the 2015/2016 financial and performance audit. The performance audit evaluated the District's compliance in ensuring all proceeds were spent on bond-approved projects and implemented internal controls (set criteria/standards for project expenditure).

CBOC questioned the potential impact to the Bond Program of the following Item #3 (below) from the Auditor's full report:

- [2015/2016 Measures "B & J" Financial and Performance Audit Report for the Fiscal Year Ending June 30, 2016](#)

“ 3. Contingencies

On April 6, 2017, the United States Attorney for the Northern District of California issued a criminal indictment for the conspiracy to defraud the United States of America against two officers of a construction contractor on projects funded by Measure B and J. The indictment does not directly involve any projects funded by Measure B or Measure J. However, the indictment may result in suspension of the contractor from performing any work beyond what has already been agreed to by contract and/or change order. OUSD is determining what actions should be taken as a result of this indictment.

OUSD cannot determine the financial impact, if any on Measure B and J balances as June 30, 2016 at this time.”

CBOC STATEMENT OF COMPLIANCE

The 2015/2016 Measure B and J Annual Statement of Compliance is submitted to OUSD Board of Education in accordance with Education Code section 15278 (b). The committee advises that, to the best of its knowledge based on available information provided by the District Facilities Department and OUSD Legal Counsel the District is in compliance with the requirements of Article XXIIA, Section 1(b)(3) of the California Constitution. Specifically, the performance and financial audits were conducted and included a list of bond approved projects. District Legal Counsel reported to CBOC that these projects and their priority align with the broad interpretation of the Measure J and B ballot statement. Therefore, there are no findings to dispute the requirement that all bond proceeds were used on bond approved projects and that no bond proceeds were used to pay administrator salaries.

Measures A B & J Dollars at Work

2015-2016 LOCAL BUSINESS UTILIZATION

In January 2014, the Board of Education amended the Local Business Program to increase the Local Business Utilization (LBU) requirement on the Capital Program from 20% to 50% on all contracts. Since then, the program's LBU has seen an increase. As of December 2016, the Capital Program reached a overall 41% LBU with a projected of 59% LBU at project completion. As of March 2016, the Capital Program has maintained an overall 50% LBU. Out of the \$382M spent, a projection of \$210M has been reinvested back to Oakland through a 55% utilization of Oakland businesses on District projects. With this increasing trend, the City of Oakland has experienced a 35% increase in number of certified Small Local Resident Business Enterprises (SLRBE) for the year of 2016.

"A recent example of the success of the LBU program is the Greenleaf Academy at Whittier Phase 1 New Construction Project. The construction portion of the work was approximately \$5.3M; the LBU on this project was 61% with over \$3.3M awarded to local businesses, including both Joint Venture partners on the project." - **Shonnell Frost-Gibbs, 360 Total Concepts, Inc.**

SUSTAINABILITY AND CHPS

The District's robust green building sustainability initiative requires that all design and construction projects meet its High Performance Schools Guidelines. There is a focus on natural daylight, energy and water conservation, resource efficiency, and superior indoor environmental quality, among other sustainable attributes. The Bond Program utilizes the latest CHPS (Collaborative for High Performance Schools) Criteria (currently CA-CHPS v.2014) in all elements of design and construction of Modernization and New Building projects. See page 12 for upcoming sustainability projects.

OAKLAND USD BOND PROGRAM HISTORY

Measure	Election Year	Total Authorized Amount	Approval Rate	Bonds Issued	Bonds Paid Back	Outstanding Bond Principal as of 5-1-16	Outstanding Bond Interest as of 5-1-16 *	Outstanding Total Debt Service as of 5-1-16	Bonds Left to Be Issued	Final Payment Date	Tax Rate per \$100,000 of Assessed Value (Maximum) Per Commitment at time of Election
Measure C	1994	\$ 169,730,000	84.0%	\$ 169,730,000	\$ 64,578,354	\$105,151,646	\$ 28,193,519	\$ 133,345,165	\$ -	8/1/2025	\$26
Measure A	2000	\$ 303,000,000	84.7%	\$ 303,000,000	\$ 92,431,646	\$210,568,354	\$ 81,854,562	\$ 292,422,916	\$ -	8/1/2031	\$66
Measure B	2006	\$ 435,000,000	78.0%	\$ 370,000,000	\$ 25,180,000	\$344,820,000	\$228,972,390	\$ 573,792,390	\$ 65,000,000	8/1/2033	\$48
Measure J	2012	\$ 475,000,000	83.7%	\$ 300,000,000	\$ 27,995,000	\$272,005,000	\$228,513,302	\$ 500,518,302	\$175,000,000	8/1/2041	\$60
Totals:		\$1,382,730,000		\$1,142,730,000	\$210,185,000	\$932,545,000	\$567,533,773	\$1,500,078,773	\$240,000,000		

*net interest subsidies received on the Build America Bonds

Note: 180 million of Measure J Bonds were issued in 2015.

DISTRICT VISION, GOAL & PRIORITIES

The Vision

OUSD's vision is to support academic achievements and re-establish schools as centers of the community by transforming OUSD into a Full-service Community School District. In this model, high quality instruction, health and physical education, nutrition, medical, dental, recreation, housing, employment and language instruction are all provided at the school, which becomes the hub of community activity. The emphasis is on educating and caring for the whole child. Social and human services are not seen as extras or add-ons in these schools. Instead, collaboration centered on the well-being of children and families drive all programs at these schools.

The Goal

OUSD's goal is to build a Full-Service Community School District that cares for the whole child, eliminates inequity and provides all students with excellent teachers every day.

The Priorities

OUSD's priorities are: Safe, healthy and supportive schools; high quality, effective instruction; and college and career readiness.

PROJECT DISTRIBUTION ACROSS THE DISTRICT

BOND PROJECTS

The legal guidelines for spending Measure B and J funds require that OUSD restrict expenditures to those projects described in the Bond Measures' project list.

This report covers these projects, as well as those that are currently being funded through the remaining funds of unissued bonds of \$65 million in Measure B.

PROJECT DISTRIBUTION — FISCAL YEAR 2015-2016



Building a Better Community

COMPLETED PROJECT HIGHLIGHTS

BURBANK SCHOOLYARD (Funded by Measure J)

Expanding from a paving project, major accessibility and site improvements were made at the Burbank Preschool campus in 2016. Major site improvements included the replacement of asphalt paving, installation of a landscaped planter island within the bus dropoff/pickup area, a new synthetic turf play area, new fencing, installation of shade umbrellas, and a bioswale to collect and filter runoff. In addition, a new delivery gate was installed on 65th Avenue to allow students to be off-loaded on site at 64th Place. Accessibility improvements included upgrades to interior doors and restrooms, paving with accessible path of travel, the addition of parking signage for van accessible HDCP parking, and the remodeling of boys, girls and staff restrooms for ADA compliance.

RESTROOM RENOVATIONS (Funded by Measure J)

In 2016, restroom renovations were done at the East Oakland Pride at Webster Elementary, Fruitvale Elementary, Lockwood Elementary, Maxwell Park Elementary, and Parker Elementary schools. Scope of the restroom renovation projects included abatement of hazardous materials, installation of new plumbing fixtures, replacement of toilet accessories, new electrical hand dryers, replacement of toilet partitions, replacement of existing flooring with new terrazzo, replacement of existing exhaust fans, installation of new signage, new decorative ceramic tile, and the repainting of walls, ceilings, doors and trim.

FRICK ISS PHASE 1 (Funded by Measure J)

Started from an 8 room school building in 1907, Frick Impact Academy now serves students from grade levels 6 through 12. Thus, the site was chosen as a candidate for a three-phase improvement of the campus. In 2016, Phase 1, which included painting the interiors and exteriors of selected buildings, the installation of new cabinets and furniture in specific classrooms, and demolition of portables on campus was completed in preparation for Phases 2 and 3 in 2017.

TURF FIELD INSTALLATIONS (Funded by Measure J)


Moving toward having synthetic turf fields at sites District wide, grass fields at many schools have been replaced, as turf saves many gallons of water and requires little maintenance. Turf fields were installed at the Edna Brewer Middle School, Elmhurst Middle School and Parker Elementary School campuses. Installation of these new turf fields included extensions of existing irrigation, installation of draining pads and concrete bands. At the Parker campus, the scope extended to include the relocation of the existing basketball court, asphalt paving of a new pathway, replacement of the existing play yard, and the installation of concrete seat walls for an outdoor assembly area. Students also participated by decorating tiles to be placed on the seat walls.

MCCLYMONDS HIGH SCHOOL ISS PHASE 1 (Funded by Measure J)

Built in 1915, the McClymonds campus was chosen for a two-phase improvement project. Working with members of the school community, Phase 1 commenced in 2016 with the following improvements to the site installation of new parking lot light fixtures for improved site safety, wiring for new electronic marquee sign, installation of wireless internet connectivity for the gymnasium and outdoor amphitheater, installation of flooring with embedded MACK logo at the main office and installation of new outdoor tables. New light fixtures in the parking lot improved visibility and safety during early and late hours, creating a brighter outdoor environment for students and staff.



Parker Turf Field Replacement



McClymonds ISS Phase 1

Building a Better Community

COMPLETED PROJECTS

Project Name	Total Expenditures	% of Total Spending on Completed Projects per District
District 1		
955 High Street Paving	2,005,111	
Far West HS PA Upgrade	126,194	
Far West HS Fire & Intrusion Alarm Replacement	261,430	
Golden Gate (Aspire) Roof & Gutter Replacement	16,590	
Carter MS Modernization	2,951,025	
Chabot ES Portable Replacement	18,722,091	
Chabot ES Urban Forestry	142,213	
Claremont MS HVAC	224,928	
Claremont MS Landscaping	627,784	
Emerson ES Modernization	3,901,313	
Oakland International HS California Solar Initiative (CSI)	1,058,047	
Oakland Tech HS CSI	3,363,398	
Oakland Tech HS Scoreboard	29,750	
Oakland Tech HS Modernization	3,261,184	
Oakland Tech HS Scaffolding	37,178	
Oakland Tech/Far West/Roosevelt/Piedmont Restroom Renovation	698,932	
Peralta ES Modernization	1,362,210	
Piedmont CDC Fire Alarm	89,920	
Piedmont ES Fire Alarm	717,508	
Piedmont ES Library & Science Room	447,031	
Sante Fe CDC Fire Alarm	14,839	
Sankofa Academy ES CSI	513,527	
Washington ES Interim Housing Phase I	18,234	
Washington ES Interim Housing Phase II	247,045	
Washington ES Small Schools	2,751,561	
Washington CDC Fire Alarm	33	
District 1 Total	43,589,073	13%

Building a Better Community

COMPLETED PROJECTS cont.

Project Name	Total Expenditures	% of Total Spending on Completed Projects per District
District 2		
Bella Vista ES Fire Alarm Replacement	731,818	
Cleveland ES Modernization	3,803,574	
Crocker Highlands ES Modernization	8,109	
La Escuelita Educational Complex Relocation	965,741	
Edna Brewer MS CSI	1,571,231	
Lincoln ES Portable Replacement	8,205,928	
Oakland HS CSI	2,968,889	
Oakland HS Health Center	2,484,519	
Oakland HS Modernization	26,754,340	
Oakland HS Restroom	1,546,513	
Oakland HS School Repair (William Settlement)	18,063,700	
Oakland HS Seismic Retrofit	2,984	
Yuk Yau CDC Fire Alarm	81,268	
District 2 Total	67,188,614	20%
District 3		
Cole MS Health Center	71,950	
Cole MS Intrusion Alarm & PA Upgrade	146,351	
Cole MS Modernization	979,839	
Foster ES Central Commissary	28,522	
Foster ES Fire Alarm	11,424	
Harriet Tubman CDC Fire Alarm	93,229	
Hoover Modernization	4,127,137	
Lafayette ES Fire Alarm Replacement	605,629	
Lafayette ES PA Upgrade	66,506	
Lowell MS CSI	1,394,216	
Lowell MS Health Center	91,008	
Lowell MS Modernization	19,499,262	
McClymonds HS CSI	2,191,053	
McClymonds HS Intrusion Alarm	1,882,566	
McClymonds HS Small Schools	401,641	
McClymonds PA Upgrade	29,174	
Prescott Modernization	761,531	
Prescott Portables	3,311,707	
Ralph Bunche Modernization	1,739,120	
Ralph Bunche HS Portable Installation	27,497	
Westlake MS CSI	1,052,453	
Westlake Modernization	5,501,477	
District 3 Total	44,013,290	13%

Building a Better Community

COMPLETED PROJECTS cont.

Project Name	Total Expenditures	% of Total Spending on Completed Projects per District
District 4		
Allendale ES Fire Alarm Replacement	418,809	
Bret Harte MS CSI	1,530,367	
Bret Harte MS Modernization	4,778,786	
Fruitvale ES Bleachers	912,740	
Fruitvale ES Paving	613,787	
Joaquin Miller ES Playstructure Replacement	80,917	
Laurel ES Fire Alarm	26,526	
Laurel ES Intrusion Alarm Replacement	356,228	
Laurel ES Modernization	1,891,029	
Montclair ES New Classroom	12,124,467	
Montera MS CSI	1,945,743	
Montera MS Fire Alarm Upgrades	768,519	
Montera MS Gym Retrofit	3,489	
Montera MS Modernization	8,652,951	
Redwood Heights ES Fire Alarm	366,000	
Redwood Heights ES Portable Installation	142,787	
Sequoia ES Portable Installation	73,581	
Thornhill ES Roofing	313,165	
District 4 Total	34,999,892	11%
District 5		
Calvin Simmons Health Cente	1,088,419	
Calvin Simmons Improvement /Career Tech Lab	1,594,186	
Calvin Simmons Modernization	3,886,353	
Chavez Fire Alarm	621,095	
Fremont HS Library Repair	13,883	
Fremont HS Modernization	699,562	
Jefferson ES Portable Replacement	15,058,485	
Jefferson ES Fire Alarm	102,316	
Lazear ES Modernization	76,644	
Life Academy HS Relocation	1,371,450	
Manzanita ES Modernization	3,520,203	
Melrose ES Roofing	205,237	
Roosevelt MS CSI	1,107,518	
Roosevelt MS Fire Alarm	533,946	
Roosevelt MS Health Center	989,293	
Roosevelt MS Modernization	236,133	
Urban Promise Academy MS Gymnasium	6,239,770	
District 5 Total	37,344,493	11%

Building a Better Community

COMPLETED PROJECTS cont.

Project Name	Total Expenditures	% of Total Spending on Completed Projects per District
District 6		
Arroyo Viejo CDC Replacement	3,455,914	
Burbank ES Classroom Addition	13,562	
Burckhalter ES Portable Installation	279,048	
Frick MS New School Clinic	724,638	
Havenscourt MS CSI	1,131,963	
Havenscourt MS Health Center	1,080,916	
Havenscourt MS Modernization	2,992,890	
Havenscourt MS New Classroom and Cafeteria	3,538,259	
Lockwood CDC Fire Alarm	120,672	
Lockwood ES Fire Alarm	749,702	
Sherman ES @ Melrose Fire Alarm	-	
Skyline HS CSI	3,951,914	
Skyline HS Fire Alarm	-	
Skyline HS New Classroom Addition	491,443	
Skyline HS Paving	-	
Skyline HS Paving	11,008	
Skyline HS Turf Field Replacement	1,929,463	
Skyline HS Scoreboard	29,750	
Webster Academy ES Kitchen	78,319	
Webster Academy ES Portable Demolition	205,196	
Whittier ES Portable Installation Phase I	22,186	
Whittier ES Portable Installation Phase II	172,746	
Whittier ES Modernization	3,745,870	
Whittier ES New Classroom Building	106,023	
District 6 Total	24,831,481	8%
District 7		
Brookfield ES Playground	38,219	
Castlemont HS CSI	2,569,260	
Castlemont HS Auditorium Renovation	3,560,570	
Castlemont HS Scoreboard	29,750	
Cox ES New Classroom Addition	16,497,316	
Cox ES Modernization	5,194,333	

Building a Better Community

COMPLETED PROJECTS cont.

Project Name	Total Expenditures	% of Total Spending on Completed Projects per District
District 7 cont.		
Elmhurst MS Modernization	6,610,540	
Elmhurst MS New School	495,089	
Elmhurst MS Paving	1,468,599	
Elmhurst MS Restroom Renovation	663,603	
Grass Valley ES Portable Installation	909,254	
Highland ES Classroom Addition	864,816	
Highland ES Fire Alarm	253,829	
Highland ES Interim Housing	215,924	
Highland ES Modernization	16,062,052	
Highland CDC Fire Alarm	63,460	
King Estates MS CSI	695,161	
King Estates MS Fire Alarm Replacement	844,840	
King Estates MS Remove & Relocate Portables	704,765	
King Estates MS Seismic Retrofit	13,459	
Madison MS CSI	1,280,844	
Madison MS Health Clinic	1,110,430	
Madison MS Interim Housing Portables	122,314	
Madison MS Interim Housing Portables II	356,931	
Madison MS Modernization	8,365,111	
Rudsdale HS Roofing	246,245	
Sobrante Park ES Restroom Renovation	313,444	
Sobrante Park ES Modernization	819,522	
Stonehurst CDC Building Replacement	1,375,076	
Stonehurst ES Portables	465,721	
Stonehurst ES Restroom	569,160	
Woodland ES Site Work (Library)	497,065	
District 7 Total	73,276,704	22%
Various Districts		
Dist-Wide Playground Inspector	1,571,059	
Fire Alarm Maintenance	1,331,877	
Security Camera	257,599	
Multiple Sites Restroom Renovation	8,043	
Prop 39E Planning/Retrofit	452,432	
Various Districts Total	3,621,011	1%
TOTAL	328,864,558	100%

Building a Better Community

FEATURED SUSTAINABILITY PROJECTS

Proposition 39 California Clean Energy Jobs Act Energy Efficiency Project (Funding by Measure J & Fund 40)

We completed a baseline plan from the audit/benchmarking under the 1-2 year cycle. This baseline provided the district with incentives or project types that fall within the parameter of the proposition 39 guidelines. We currently have a request for qualification for year 3-5 in anticipation of the new funding cycle. The intent of the proposal is to have a deeper understanding of the district's energy savings/efficiency needs. These needs will incorporate projects under the capital program and long term system needs (systems such as boilers, mechanical units and lighting) of buildings and grounds.

The following projects were developed in association with Building & Ground's needs and energy audit/benchmarking plan. They represent projects funded under the year 1 and 2 cycle.

Summer 2015 Construction

- Howard Elementary Lighting Upgrade
- Kaiser Elementary Lighting Upgrade
- Peralta Elementary Lighting Upgrade

Summer 2016 Construction

- Bret Harte Middle Lighting Upgrade
- Manzanita Community HVAC Upgrade
- Montera Middle Lighting Upgrade
- Madison Park Academy Lighting Upgrade
- Oakland High Lighting Upgrade
- Oakland International High HVAC Upgrade
- Oakland Technical High Lighting Upgrade

Building a Better Community

FEATURED PROJECTS IN DESIGN*

The Center: Central Kitchen and Education Center (Funded by Measure J)

'The Center' will feature:

- 40,000 sq. ft Central Kitchen designed to prepare 35,000 fresh student meals daily. Space will include facilities for receiving and shipping, storage, food-preparation bulk staging, equipment washing, waste treatment, and training and education, as well as 10,000 sq. ft of administrative space
- 5,000 sq. ft Education Center housing a teaching kitchen and culinary classrooms that will support Linked Learning career pathways in agriculture, culinary arts, botany, and related fields for kids in grades K-12, and add a new branch to West Oakland's Science, Technology, Engineering, and Math (STEM) Corridor



The Center CAD Rendering

Madison Park Business & Art Academy Expansion

(Funded by Measure J and Fund 35)

The new 30,464 square foot classroom building will feature:

- 14 classrooms equipped with new classroom furniture selected to best serve student and teacher needs
- 2 science laboratories featuring demonstration tables for experimental work and investigation and gas for more robust experimentation
- 4 student restrooms will feature low water flow fixtures; rain water will also be captured, stored, and filtered into plumbing system and will be used for flushing toilets
- 6 administrative offices and increased staff work space, including a break room, conference room, work room and staff restrooms
- Exterior assembly area for student activities, such as student body candidate election speech, performance, and outdoor learning, featuring concrete seating and power outlets



Madison Park CAD Rendering

* The projects listed are in varying stages of design, approval or construction as of August 2017.

Building a Better Community

FEATURED PROJECTS IN DESIGN*

Glenview Elementary New Construction Project (Funded by Measure J)

The Glenview Elementary School New Construction project scope replaces the existing structures with a new two-story building. The new classroom building will feature:

- Existing main entry and accompanying façade, yard in front of main entry will be repaved
- New handicap accessible (ADA) stair lift by stairs will provide accessibility from street level to the main entry doorway
- 21 classrooms equipped with new furniture selected to best serve student and teacher needs
- Infrastructure for educational technology tools installed in classroom ceilings to provide easy and safe access
- New Multipurpose room with new stage, storage under stage for chairs, folding cafeteria tables, and striping for basketball for indoor physical education
- Administrative offices
- Modern and efficient plumbing, electric HVAC, and WiFi systems




Existing Glenview Elementary Front Entrance Façade

Castlemont High School ISS Phase 1 (Funded by Measure J)

Phase 1 of the Castlemont Intensive Support Site project will feature:

- Opened in January 2015, the Fabrication Laboratory offers students a hands-on learning environment for learning the principles of design, engineering and manufacturing. Phase 1 of the project will work to increase the electrical capacity of the laboratory for better utilization of equipment for students.
- Housed in an adjacent area is a hydroponic garden and farm utilized by students to experiment with growing plants without soil by submerging plant roots in water with mineral nutrient solutions. Phase 1 of the project will provide additional water and drainage for the space.
- Remodeling of the existing library
- The addition of seating and painting in the central courtyard
- Upgrades to the weight room



Existing Castlemont Sustainable Urban Design Academy

* The projects listed are in varying stages of design, approval or construction as of August 2017.

Building a Better Community

FEATURED PROJECTS IN DESIGN*

Turf Field Projects (Funded by Measure J)

As part of the District's effort toward utilizing synthetic turf District-wide, new synthetic turf fields will be installed at the following campuses:

- Bret Harte Middle School
- Claremont Middle School
- Frick Middle School
- Oakland Technical High School

These fields will save many gallons of water and require little maintenance compared to grass fields.




Frick Academy Turf Field

CCPA at Havenscourt Science Classroom & Labs

(Funded by Measure J)

Located on the Coliseum College Prep Academy at Havenscourt campus, the scope of this project consists of the conversion of an existing classroom to a chemistry lab. The new chemistry lab will feature:

- 8 student workstations, each with gas, sink and electrical service
- A teacher workstation with sink
- New cabinets and new chemical resistance countertops
- Safety shower and an acid neutralization tank



Existing Havenscourt Science Classroom

* The projects listed are in varying stages of design, approval or construction as of August 2017.

Building a Better Community

FEATURED PROJECTS IN DESIGN*

Claremont New Kitchen & Cafeteria (Funded by Measure J)

This project originated after a fire burned out the existing Claremont Middle School cafeteria in February 2015. The reconstruction of the cafeteria was an opportunity for the school to envision further campus improvements. The proposed scope of this project includes:


- A new multipurpose building to house the functions of the kitchen, cafeteria, stage and performance space as well as an athletic court
- Renovations in Building C to accommodate three SDC classrooms with accessible compliant path of travel and compliant restrooms
- Evaluation and proposed modifications to the existing fire alarm detection within Building C
- Site work, which will include the demolition of the existing cafeteria, removal of existing portables and landscaping reorganization

Finishing Kitchens at Hillcrest, Kaiser, Laurel, & Piedmont (Funded by Measure J)

As part of the Rethinking School Lunch in Oakland initiative, the finishing kitchens are designed to prepare meals from bulk ingredients delivered by the new Central Kitchen. Currently each existing kitchen serves pre-packaged hot food delivered to the school. This new design will allow students the opportunity to have fresh prepared meals onsite. Each finishing kitchen at each site includes a fully equipped kitchen containing a servicing line, dry goods storage, tray wash area, food preparation area, staff restroom and custodial closet. Hot food will be prepared and served in the new kitchen and includes a full-service salad bar, fresh fruit, milk coolers and a hydration station.



Existing Claremont Interim Kitchen



Existing Kaiser Multi-Purpose Room

* The projects listed are in varying stages of design, approval or construction as of August 2017.

Measure B Expenditures

	Project Number	Detailed Status	Site	Project	FY 15/16 Expenses
MEASURE B	07135	Pre Design	Roosevelt MS	Modernization	1,650
		Pre Design Total			1,650
	13132	Design	Grass Valley CDC	Fire & Intrusion Alarm Replacement	1,995
	07120	Design	Joaquin Miller ES	Fire & Intrusion Alarm Replacement	23,933
	07027	Design	Laurel CDC	Building Replacement	80
	07102	Design	Manzanita CDC	Fire Alarm Replacement	16,392
		Design Total			42,400
	07127	Completed	Allendale ES	Fire Alarm Replacement	357,103
	07024	Completed	Arroyo Viejo CDC	Replacement	3,040
	07125	Completed	Bella Vista ES	Fire Alarm Replacement	592,883
	07121	Completed	Far West HS	Fire & Intrusion Alarm Replacement	203,634
	13118	Completed	Fremont HS	Library Repair	950
	13142	Completed	Golden Gate (Aspire)	Roof & Gutter Replacement	4,365
	07030	Completed	Havenscourt MS	New Classroom and Cafeteria	12,500
	06009	Completed	Highland ES	Portable Replacement	276,754
	07047	Completed	La Escuelita Educational Complex	New Educational Complex	196,860
	07122	Completed	Lafayette ES	Fire Alarm Replacement	82,879
	12109	Completed	Laurel ES	Intrusion Alarm	325,394
	13102	Completed	Madison MS	Interim Housing Portables	1,574
	13121	Completed	Madison MS	Interim Housing Portables Phase II	16,499
	12104	Completed	McClymonds HS	Intrusion Alarm	138,786
	03044	Completed	McClymonds HS	Small Schools	777
	07050	Completed	Montclair ES	New Classroom	3,266
	07123	Completed	Piedmont Avenue ES	Fire & Intrusion Alarm Replacement	98,590
	13104	Completed	Ralph Bunche HS	Portable Installation	13,685
	12100	Completed	Various Sites	California Solar Initiative	67,025
	N/A	Completed	Various Sites	Security Camera	70,903
	13101	Completed	Washington ES	Interim Housing	8,352
	13120	Completed	Washington ES	Interim Housing Phase II	9,792
	06012	Completed	Washington ES	Small Schools	128,676
	13103	Completed	Whittier ES	Interim Housing Portable	9,997
	13119	Completed	Whittier ES	Portable Installation Phase II	9,792
		Completed			2,634,077
	N/A	N/A	District Staff Salaries	N/A	(23)
	N/A	N/A	Consultant and professional services	N/A	6,943
	N/A	N/A	Operations Expense	N/A	3,021
	Other Expenditures Total			9,941	
	Total			2,688,068	

Measure J Expenditures

	Project Number	Detailed Status	Site	Project	FY 15/16 Expenses	
MEASURE J	13158	Pre Design	Fremont HS	Replacement	316,141	
	13175	Pre Design	Hillcrest ES	Finishing Kitchen Upgrade	81,042	
	13177	Pre Design	Kaiser ES	Finishing Kitchen Upgrade	87,153	
	13179	Pre Design	Laurel ES	Finishing Kitchen Upgrade	136,738	
	13201	Pre Design	Manzanita ES	Play Area Improvement	17,329	
	13198	Pre Design	Oakland Tech HS	Health Clinic	139,205	
	13184	Pre Design	Piedmont Avenue ES	Finishing Kitchen Upgrade	84,708	
			Pre Design Total			862,316
		13194	Design	Burbank ES	Site Improvements	928,993
		15104	Design	Castlemont HS	Intensive Support	111,778
		15124	Design	Dr. Marcus Foster	Leadership Campus	53,784
		15120	Design	Elmhurst MS	Boiler Replacement	3,885
		13133	Design	Foster ES	Central Commissary (The Center)	2,241,301
		13140	Design	Fruitvale ES	Restroom Renovation	80,281
		13136	Design	Fruitvale ES	Paving	480,854
		13134	Design	Glenview ES	Renovation / Replacement	1,498,731
		15118	Design	Havenscourt MS	Science Lab	91,620
		13124	Design	Madison MS	Expansion	1,678,025
		15119	Design	Manzanita ES	Boiler Replacement	33,849
		15121	Design	Oakland International HS	Carter HVAC Replacement	82,599
		15122	Design	Oakland Tech HS	Lighting Upgrade	45,891
		13195	Design	Parker ES	Turf Field Replacemet	397,123
		15131	Design	Skyline HS	Gym Roof	18,156
		13125	Design	Washington ES	Sankofa Expansion	399,174
		13189	Design	Webster & Lockwood	Restroom Renovation	359,383
			Design Total			8,505,426
		13135	Construction	955 High Street	Paving	972,443
		13191	Construction	Allendale, Garfield, Maxwell	Restroom	333,164
		15116	Construction	Bella Vista ES	Portable Removal	242,994
		15129	Construction	Edna Brewer MS	Turf Field	78,171
		13130	Construction	Elmhurst MS	Paving	59,445
		13160	Construction	Elmhurst MS	Restroom Renovation	530,853
		15128	Construction	Elmhurst MS	Turf Field	88,244
		15105	Construction	Frick MS	Intensive Support	501,128
		13196	Construction	Fruitvale ES	Bleachers	536,256
		16107	Construction	Lafayette ES	Play Structure	21
	16109	Construction	Lower Madison & Garfield	Play Structure	21	
	15141	Construction	Madison MS	Lighting Upgrade	13,112	
	15106	Construction	McClymonds HS	Intensive Support	232,982	
	16108	Construction	Montclair ES	Play Structure	18	
	13154	Construction	Oakland International HS	Turf Replacement	1,298,203	
	13190	Construction	Oakland Tech/ Far West/ Roosevelt/Piedmont	Restroom	571,791	

Measure J Expenditures cont.

	Project Number	Detailed Status	Site	Project	FY 15/16 Expenses	
MEASURE J	13197	Construction	Skyline HS	Turf Field Replacemet	1,690,931	
	13141	Construction	Sobrante Park ES	Restroom Renovation	275,093	
	13148	Construction	Various Sites	Prop 39 Energy Retrofit Service	83,507	
	N/A	Construction	Various Sites	Technology Common Core	2,516,709	
	N/A	Construction	Various Sites	Infrastructure Upgrades (E-rate)	(17)	
	N/A	Construction	Various Sites	Educational Technology	1,228,513	
	13147	Construction	Various Sites	Portable s Demolition	742,539	
	15132	Construction	Various Sites	Video Maintenance	44,447	
	13126	Construction	Whittier ES	Greenleaf Expansion	19,728,827	
			Construction Total			31,769,391
	15136	Completed	Castlemont HS	New Scoreboard	29,750.00	
	15134	Completed	Oakland Tech HS	New Scoreboard	29,750.00	
	15135	Completed	Skyline HS	New Scoreboard	29,750.00	
	13128	Construction	Various Sites	California Solar Initiative	2,640,838	
	16104	Completed	Various Sites	Finishing Kitchen (Phase 1)	41,270.00	
			Completed Total			2,771,358
		N/A	N/A	District Staff Salaries	N/A	2,675,157.48
	N/A	N/A	Consultant and professional services	N/A	6,042,285.90	
	N/A	N/A	Operations Expense	N/A	42,841.42	
		Other Expenditures Total			8,760,285	
TOTAL					52,668,775	