





SLED DAY # —GRADE LEVEL: 1ST GRADE

A TOTAL OF **THREE** ACTIVITIES SHOULD BE COMPLETED EACH DAY.



Day One

<p>IREADY MATH</p> <p>Complete 1 lesson on IREADY-Math. You can access this through CLEVER. Click on the IREADY image and Math.</p> <p><i>*This activity requires access to the internet.</i></p>	<p>IREADY READING</p> <p>Complete 1 lesson on IREADY-READING. Click on the IREADY image and Reading.</p> <p><i>*This activity requires access to the internet.</i></p>	<p>Lexia</p> <p>Complete 2 units on Lexia. This activity can be completed each day and repeated with each SLED Day if the student wishes to do so. Lexia can be accessed through the Cumberland County webpage at www.cland.kyschools.us or through Clever.</p> <p><i>*This activity requires access to the internet.</i></p>	<p>Math</p> <p>Write your numbers from 1-120 on a separate sheet of paper.</p> 									
<p>Special Class</p> <p>Do at least 30 minutes of physical activity with your family.</p> <ol style="list-style-type: none">1. Draw a picture of what you did2. 3-5 sentences beneath your drawing explaining what you did.3. In your paragraph, explain the importance of physical activity. How does this relate to your nutrition?	<p>Phonics</p> <p>Sort the following words on a separate sheet of paper by spelling patterns (ap, ad, at). Write sentences with 2 of the words.</p> <table border="1"><tr><td>cat</td><td>hat</td><td>nap</td></tr><tr><td>mad</td><td>had</td><td>lap</td></tr><tr><td>sat</td><td>map</td><td>Dad</td></tr></table>	cat	hat	nap	mad	had	lap	sat	map	Dad	<p>Social Studies</p> <p>Create a list of 5 rules you follow at home in order to keep you safe and draw a picture of you following one of these rules.</p> 	<p>Writing</p> <p>Draw a detailed picture and write 1-3 complete sentences about what you did on your SLED Day. Remember to use correct capitalization and punctuation. You may color your picture with crayons or markers if you wish.</p>
cat	hat	nap										
mad	had	lap										
sat	map	Dad										





SLED DAY # —GRADE LEVEL: 1ST GRADE

A TOTAL OF **THREE** ACTIVITIES SHOULD BE COMPLETED EACH DAY.



Day Two

<p>IREADY-MATH</p> <p>Complete 1 lesson on IREADY-Math. You can access this through CLEVER. Click on the IREADY image and Math.</p> <p>*This activity requires access to the internet.</p>	<p>IREADY-READING</p> <p>Complete 1 lesson on IREADY-READING. Click on the IREADY image and Reading.</p> <p>*This activity requires access to the internet.</p>	<p>Lexia</p> <p>Complete 2 units on Lexia. This activity can be completed each day and repeated with each SLED Day if the student wishes to do so. Lexia can be accessed through the Cumberland County webpage at www.cland.kyschools.us or through Clever.</p> <p>*This activity requires access to the internet.</p>	<p>Math</p> <p>Complete the following addition problems and draw a number bond for each problem.</p> <p>a. $3 + 7 = \underline{\quad}$</p> <p>b. $5 + \underline{\quad} = 9$</p> <p>c. $\underline{\quad} + 4 = 6$</p> <p>d. $6 + 1 = \underline{\quad}$</p>
<p>Special Class</p> <p>Keep a food journal for the day that includes everything you've eaten that day.</p> <p>Using a crayon, marker, colored pencil, etc. Highlight the vegetables in green, meats in red, breads in brown, dairy in purple, and sweets/fats in yellow.</p> <p>Write a 5 sentence summary of your daily choices. What did you mostly eat? How could you include healthier food choices?</p>	<p>Phonics</p> <p>Make 6 words in the 'an' family and write a sentence for 3 of the words.</p> <p> $\underline{\quad}$an $\underline{\quad}$an $\underline{\quad}$an $\underline{\quad}$an $\underline{\quad}$an $\underline{\quad}$an </p>	<p>Social Studies</p> <p>You and a friend are in a room with no windows. The lights are out. Draw and label 3 items you can use to see each other. Write a sentence explaining how light helps us see.</p> 	<p>Writing</p> <p>Write 5 nouns (a person, place or thing) and a proper noun that matches.</p> <p>Example: toy - Lego Teacher - Ms. Kacey</p> 





SLED DAY # —GRADE LEVEL: 1ST GRADE

A TOTAL OF **THREE** ACTIVITIES SHOULD BE COMPLETED EACH DAY.



Day Three

<p>IREADY- MATH</p> <p>Complete 1 lesson on IREADY-Math. You can access this through CLEVER. Click on the IREADY image and Math.</p> <p> </p> <p>*This activity requires access to the internet.</p>	<p>IREADY- READING</p> <p>Complete 1 lesson on IREADY-READING. Click on the IREADY image and Reading.</p> <p> </p> <p>*This activity requires access to the internet.</p>	<p>Lexia</p> <p>Complete 2 units on Lexia. This activity can be completed each day and repeated with each SLED Day if the student wishes to do so. Lexia can be accessed through the Cumberland County webpage at www.cland.kyschools.us or through Clever.</p> <p> </p> <p>*This activity requires access to the internet.</p>	<p>Math</p> <p>Complete the following subtraction problems and rewrite each subtraction problem as an addition problem.</p> <p>Ex: 5 - 1 = 4 and 4 + 1 = 5</p> <p>1. 6 - 4 = ____</p> <p>2. 8 - ____ = 4</p> <p>3. ____ - 5 = 2</p> <p>4. 10 - 3 = ____</p>									
<p>Special Class</p> <p>Choose a dance and perform it! Have a parent or family member either record your dance or sign in the space below after you’re done.</p> <p> </p> <p>Parent Signature</p> <p>_____</p>	<p>Phonics</p> <p>Sort the following words on a separate sheet of paper by spelling patterns (am, an, ack). Write sentences using 2 of the words.</p> <table><tr><td>Sam</td><td>back</td><td>can</td></tr><tr><td>ran</td><td>jam</td><td>sack</td></tr><tr><td>pack</td><td>Pam</td><td>van</td></tr></table>	Sam	back	can	ran	jam	sack	pack	Pam	van	<p>Social Studies</p> <p>Choose one of the following landforms to create a detailed drawing and write a sentence to describe the landform.</p> <p>mountain hill volcano river island desert</p> 	<p>Writing</p> <p>Write 5 verbs (an action word) and add an adverb (to describe the verb) to describe it.</p> <p>Example: jump - high talk - loud</p> 
Sam	back	can										
ran	jam	sack										
pack	Pam	van										



SLED DAY # —GRADE LEVEL: 1ST GRADE

A TOTAL OF **THREE** ACTIVITIES SHOULD BE COMPLETED EACH DAY.



Day Four

IREADY- MATH

Complete 1 lesson on IREADY-Math. You can access this through CLEVER. Click on the IREADY image and Math.

*This activity requires access to the internet.

IREADY- READING

Complete 1 lesson on IREADY-READING. Click on the IREADY image and Reading.

*This activity requires access to the internet.

Lexia

Complete 2 units on Lexia. This activity can be completed each day and repeated with each SLED Day if the student wishes to do so. Lexia can be accessed through the Cumberland County webpage at www.cland.kyschools.us or through Clever.

*This activity requires access to the internet.

Math

Complete the following problems and draw a picture for each problem.

a. $7 + 2 = \underline{\quad}$

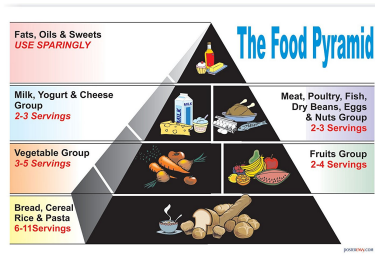
b. $9 - 3 = \underline{\quad}$

c. $5 + \underline{\quad} = 9$

d. $8 - \underline{\quad} = 3$

Special Class

Plan a nutritious meal for your family. It can be any meal of the day. Use the following parts of the food pyramid and include at least one food from each group in your meal:



Please complete on notebook paper.

Phonics

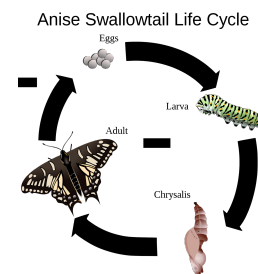
Read the following sight words **and** write sentences using 5 of the words.

Parent Signature: _____

the	is
my	on
a	I
like	and
to	he

Science

Create a diagram to show the lifecycle of a plant or animal other than the example below.



Writing

On lined paper, write your whole name 5 times. Color the sky, grass, and dirt to check your handwriting.

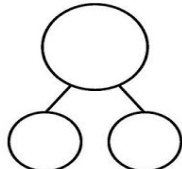



SLED DAY # —GRADE LEVEL: 1ST GRADE

A TOTAL OF **THREE** ACTIVITIES SHOULD BE COMPLETED EACH DAY.



Day Five

<p>IREADY- MATH</p> <p>Complete 1 lesson on IREADY-Math. You can access this through CLEVER. Click on the IREADY image and Math.</p> <p>*This activity requires access to the internet.</p>	<p>IREADY- READING</p> <p>Complete 1 lesson on IREADY-READING. Click on the IREADY image and Reading.</p> <p>*This activity requires access to the internet.</p>	<p>Lexia</p> <p>Complete 2 units on Lexia. This activity can be completed each day and repeated with each SLED Day if the student wishes to do so. Lexia can be accessed through the Cumberland County webpage at www.cland.kyschools.us or through Clever.</p> <p>*This activity requires access to the internet.</p>	<p>Math</p> <p>Matt had 7 marbles in his hand. He hid his hands behind his back and put some in one hand and some in the other. How many marbles might be in each hand?</p> <p>Use pictures, numbers and draw a number bond to show your thinking in 2 or 3 different ways.</p> 									
<p>Special Class</p> <p>Put two fingers on your wrist or neck and count the number of heartbeats in one minute. Record this number here _____</p> <p>Now do 15 jumping jacks and run in place for 1 minute. Now take your heart-rate again and record this number here: _____</p> <p>What happened? Why do you think this happened?</p>	<p>Phonics</p> <p>Sort the following words on a separate sheet of paper by spelling patterns (ix, in, ick). Write sentences with 2 of the words.</p> <table border="1"><tr><td>six</td><td>win</td><td>fix</td></tr><tr><td>pick</td><td>mix</td><td>pin</td></tr><tr><td>thick</td><td>thin</td><td>kick</td></tr></table>	six	win	fix	pick	mix	pin	thick	thin	kick	<p>Social Studies</p> <p>Choose a holiday from the list below. Write 3 sentences and draw a picture about traditions you and your family practice on that day.</p> <p>Independence Day Thanksgiving Presidents’ Day New Year’s Day Memorial Day Labor Day Veterans’ Day Mother’s Day Father’s Day</p>	<p>Writing</p> <p>Create a list of 3 sets of rhyming words. Use these words to create a story and draw a detailed picture.</p> 
six	win	fix										
pick	mix	pin										
thick	thin	kick										


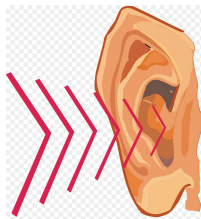


SLED DAY # —GRADE LEVEL: 1ST GRADE

A TOTAL OF **THREE** ACTIVITIES SHOULD BE COMPLETED EACH DAY.



Day Six

<p>IREADY- MATH</p> <p>Complete 1 lesson on IREADY-Math. You can access this through CLEVER. Click on the IREADY image and Math.</p> <p>*This activity requires access to the internet.</p>	<p>IREADY- READING</p> <p>Complete 1 lesson on IREADY-READING. Click on the IREADY image and Reading.</p> <p>*This activity requires access to the internet.</p>	<p>Lexia</p> <p>Complete 2 units on Lexia. This activity can be completed each day and repeated with each SLED Day if the student wishes to do so. Lexia can be accessed through the Cumberland County webpage at www.cland.kyschools.us or through Clever .</p> <p>*This activity requires access to the internet.</p>	<p>Math</p> <p>Fill in the missing numbers.</p> <table><tr><td>65</td><td></td><td>67</td><td></td><td></td></tr><tr><td></td><td>71</td><td></td><td></td><td>74</td></tr><tr><td></td><td></td><td>77</td><td></td><td></td></tr><tr><td>80</td><td></td><td></td><td>83</td><td></td></tr><tr><td></td><td>86</td><td></td><td></td><td>89</td></tr></table>	65		67				71			74			77			80			83			86			89
65		67																										
	71			74																								
		77																										
80			83																									
	86			89																								
<p>Special Class</p> <p>Create a new game that we could play in P.E. Be sure to include instructions, rules, and list any materials we will need. You can describe your game using pictures and/or write a paragraph.</p> 	<p>Phonics</p> <p>Make 4 words that rhyme with <u>old</u> and write a sentence using each word. .</p> <div><div>1.</div><div>2.</div><div>3.</div><div>4.</div><div></div><div></div><div></div><div></div></div>	<p>Science</p> <p>Draw 3 pictures of objects that use vibrations to make sound. Write a sentence about each object.</p> 	<p>Writing</p> <p>Write 5 nouns (a person, place or thing) AND the plural (more than one) form.</p> <p>Examples:</p> <p>Cat - cats</p> <p>Mouse - mice</p>																									





SLED DAY # —GRADE LEVEL: 1ST GRADE

A TOTAL OF **THREE** ACTIVITIES SHOULD BE COMPLETED EACH DAY.



Day Seven

<p>IREADY- MATH</p> <p>Complete 1 lesson on IREADY-Math. You can access this through CLEVER. Click on the IREADY image and Math.</p> <p>*This activity requires access to the internet.</p>	<p>IREADY- READING</p> <p>Complete 1 lesson on IREADY-READING. Click on the IREADY image and Reading.</p> <p>*This activity requires access to the internet.</p>	<p>Lexia</p> <p>Complete 2 units on Lexia. This activity can be completed each day and repeated with each SLED Day if the student wishes to do so. Lexia can be accessed through the Cumberland County webpage at www.cland.kyschools.us or through Clever.</p> <p>*This activity requires access to the internet.</p>	<p>Math</p> <p>Use the number sentence below to create a fact family. Remember you must have 2 addition and 2 subtraction sentences to form a fact family.</p> <p>5 + 2 = 7</p>									
<p>Special Class</p> <p>Have an adult sign that you did 10 push-ups and 15 toe touches.</p> <p>Guardian signature _____</p>	<p>Phonics</p> <p>Sort the following words on a separate sheet of paper by spelling patterns (ot, op, ock). Write sentences with 2 of the words.</p> <table><tr><td>got</td><td>top</td><td>rock</td></tr><tr><td>lock</td><td>not</td><td>shop</td></tr><tr><td>hop</td><td>sock</td><td>hot</td></tr></table>	got	top	rock	lock	not	shop	hop	sock	hot	<p>Social Studies</p> <p>Draw a picture of and write 3 sentences about one of the following National Symbols.</p> <p>White House Statue of Liberty Liberty Bell Washington Monument American Flag Bald Eagle</p> 	<p>Writing</p> <p>Practice writing your home address and telephone number 5 times on a separate sheet of paper.</p> 
got	top	rock										
lock	not	shop										
hop	sock	hot										



SLED DAY # —GRADE LEVEL: 1ST GRADE

A TOTAL OF **THREE** ACTIVITIES SHOULD BE COMPLETED EACH DAY.



Day Eight

<p>IREADY- MATH</p> <p>Complete 1 lesson on IREADY-Math. You can access this through CLEVER. Click on the IREADY image and Math.</p> <p> </p> <p>*This activity requires access to the internet.</p>	<p>IREADY- READING</p> <p>Complete 1 lesson on IREADY-READING. Click on the IREADY image and Reading.</p> <p> </p> <p>*This activity requires access to the internet.</p>	<p>Lexia</p> <p>Complete 2 units on Lexia. This activity can be completed each day and repeated with each SLED Day if the student wishes to do so. Lexia can be accessed through the Cumberland County webpage at www.cland.kyschools.us or through Clever.</p> <p> </p> <p>*This activity requires access to the internet.</p>	<p>Math</p> <p>John has 3 stickers. Mark has 4 stickers. Hannah has 5 stickers. They each get 2 more stickers. How many do they each have now? Write a number bond and number sentence for each child.</p>																								
<p>Special Class</p> <p>Today while you’re watching TV, during the commercials complete each of the activities below. Have an adult initial beside each after they’re completed:</p> <p>Commercial #1 – Jumping Jacks</p> <p>Commercial #2 – Push Ups</p> <p>Commercial #3 – Jog in place</p> <p>Commercial #4 – Stretches</p> <p>Commercial #5 – Sit ups</p>	<p>Phonics</p> <p>Sort the following words on a separate sheet of paper by vowel patterns (ai, ay, ow, oa). Write sentences with 2 of the words.</p> <table><tr><td>wait</td><td>boat</td><td>low</td><td>day</td></tr><tr><td>yellow</td><td>tail</td><td>float</td><td>train</td></tr><tr><td>road</td><td>may</td><td>tray</td><td>show</td></tr></table>	wait	boat	low	day	yellow	tail	float	train	road	may	tray	show	<p>Social Studies</p> <p>Create a chart that lists 5 living things and 5 non-living things.</p> <table><tr><th>Living</th><th>Non-living</th></tr><tr><td></td><td></td></tr><tr><td></td><td></td></tr><tr><td></td><td></td></tr><tr><td></td><td></td></tr><tr><td></td><td></td></tr></table>	Living	Non-living											<p>Writing</p> <p>This first grade school year has been very unique- it is different from kindergarten. Make a list of some of the changes that you LIKE. Your list needs at least 5 items.</p> <div></div>
wait	boat	low	day																								
yellow	tail	float	train																								
road	may	tray	show																								
Living	Non-living																										





SLED DAY # —GRADE LEVEL: 1ST GRADE

A TOTAL OF **THREE** ACTIVITIES SHOULD BE COMPLETED EACH DAY.



Day Nine

<p>IREADY- MATH</p> <p>Complete 1 lesson on IREADY-Math. You can access this through CLEVER. Click on the IREADY image and Math.</p> <p>*This activity requires access to the internet.</p>	<p>IREADY- READING</p> <p>Complete 1 lesson on IREADY-READING. Click on the IREADY image and Reading.</p> <p>*This activity requires access to the internet.</p>	<p>Lexia</p> <p>Complete 2 units on Lexia. This activity can be completed each day and repeated with each SLED Day if the student wishes to do so. Lexia can be accessed through the Cumberland County webpage at www.cland.kyschools.us or through Clever.</p> <p>*This activity requires access to the internet.</p>	<p>Math</p> <p>77 beads spill on the floor. A student picks up 1 bead. How many beads are still on the floor? Write a number bond, number sentence and a statement to share your solution.</p> 									
<p>Special Class</p> <p>Have an adult sign that you did 15 sit ups and jogged in place for 1 minute.</p> <p>Guardian signature</p> <p>_____</p>	<p>Phonics</p> <p>Sort the following words on a separate sheet of paper by spelling patterns (en, et, ell). Write sentences with 2 of the words.</p> <table border="1"><tr><td>then</td><td>wet</td><td>tell</td></tr><tr><td>yet</td><td>hen</td><td>yell</td></tr><tr><td>get</td><td>well</td><td>when</td></tr></table>	then	wet	tell	yet	hen	yell	get	well	when	<p>Social Studies</p> <p>Make a list of 3 ways people use to communicate with others and write a sentence on how communication has changed over the years.</p> 	<p>Writing</p> <p>Daily Fix-It</p> <p>Rewrite the following sentences on a separte sheet of paper making the needed corrections.</p> <p>Kate and john went sledding down the big Hill beside their house?</p> <p>Have You been outside to play!</p> <p>i like to make angles in the snow</p>
then	wet	tell										
yet	hen	yell										
get	well	when										





SLED DAY # —GRADE LEVEL: 1ST GRADE

A TOTAL OF **THREE** ACTIVITIES SHOULD BE COMPLETED EACH DAY.



Day Ten

<p>IREADY- MATH</p> <p>Complete 1 lesson on IREADY-Math. You can access this through CLEVER. Click on the IREADY image and Math.</p> <p> </p> <p>*This activity requires access to the internet.</p>	<p>IREADY- READING</p> <p>Complete 1 lesson on IREADY-READING. Click on the IREADY image and Reading.</p> <p> </p> <p>*This activity requires access to the internet.</p>	<p>Lexia</p> <p>Complete 2 units on Lexia. This activity can be completed each day and repeated with each SLED Day if the student wishes to do so. Lexia can be accessed through the Cumberland County webpage at www.cland.kyschools.us or through Clever.</p> <p> </p> <p>*This activity requires access to the internet.</p>	<p>Math</p> <p>Write the missing number from each subtraction sentence.</p> <p>10 - ____ = 5 7 - 4 = ____</p> <p>4 = 10 - ____ 10 = 10 - ____</p> <p>10 - 10 = ____ ____ - 3 = 5</p> <p>6 = 10 - ____</p> <p>____ - ____ = 2</p>										
<p>Special Class</p> <p>The two biggest factors for a healthy lifestyle are a healthy diet and exercise. Write 5 sentences explaining what you could do each day to incorporate these in your daily life. Draw a picture like you would in your daily journal. Create a new personal goal that would allow you to live an even healthier lifestyle.</p>	<p>Writing/Phonics</p> <p>Read the following sight words and write sentences using 5 of the words.</p> <p>Parent Signature: _____</p> <table><tr><td>what</td><td>you</td></tr><tr><td>down</td><td>said</td></tr><tr><td>now</td><td>our</td></tr><tr><td>under</td><td>into</td></tr><tr><td>about</td><td>some</td></tr></table>	what	you	down	said	now	our	under	into	about	some	<p>Science</p> <p>Choose 1 animal and draw a picture of its habitat. Then write 2-3 sentences about what that animal needs to survive.</p> <div></div>	<p>Writing</p> <p>Pick your favorite Leader In Me, habit. Write a short paragraph, poem, skit or song telling how you use this habit at home and/or at school.</p> <div></div>
what	you												
down	said												
now	our												
under	into												
about	some												