
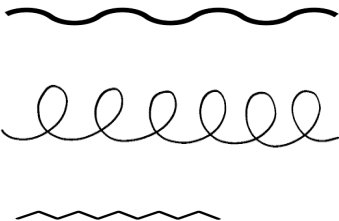







Name _____
SLED DAY - Kindergarten
A total of **THREE** activities should be completed each day. Return this sheet with your work each day, and circle the three activities you chose.

Day One

<p><u>Lexia</u></p> <p>Complete 3 units of Lexia.</p> <p>This activity can be completed each SLED day and repeated with each SLED day if the student wishes to do so.</p>	<p><u>Math</u></p> <p>Complete exercises 1-4 to practice counting aloud within 100 (by ones and tens) to an adult. Please initial to show completion.</p> <ol style="list-style-type: none"> 1. Start at 1 and count to 100 by ones. 2. Start at 0 and count to 100 by tens. 3. Start at 20 and count back by ones. 4. Start at 100 and count backwards by tens. 	<p><u>Writing</u></p> <p>Draw and write a sentence about how you <u>synergized</u> on your snow day. (example, I shared my sled with my neighbor.)</p> <p>*Use a blank sheet of paper to complete this activity.</p>	<p><u>Math Application Problem</u></p> <p>Write the following sentences on a blank sheet of paper:</p> <p>I am taller than _____. I am shorter than _____.</p> <p>Draw 2 things on your paper that would make your sentence true. Discuss the sentences.</p>
<p><u>iReady Math</u></p> <p><u>iReady Activity:</u></p> <p>Complete one math lesson. This activity can be completed each SLED day and repeated with each SLED day if the student wishes to do so.</p> 	<p><u>Phonics</u></p> <p>Complete exercises 1-2:</p> <ol style="list-style-type: none"> 1. Using a blank sheet of paper, draw and label 5 words in the -at word family. (example: cat, mat) 2. Choose one word in the -at word family and write a sentence. 	<p><u>Reading Fluency</u></p> <p>Read the passage independently. Draw and label the character and setting on a separate sheet of paper.</p> <p>Zip is my cat. He can nap. He naps in his bed.</p>	<p><u>Art/Music</u></p> <p>Lines can be bent into curves and broken into angles. On a white piece of paper, draw 3 different shaped lines: zigzag, wavy, or curly.</p> <p>Color each line a different color.</p> 

Name _____
SLED DAY - Kindergarten
A total of **THREE** activities should be completed each day. Return this sheet with your work each day, and circle the three activities you chose.

Day Two

<p><u>Lexia</u></p> <p>Complete 3 units of Lexia.</p> <p>This activity can be completed each SLED day and repeated with each SLED day if the student wishes to do so.</p>	<p><u>Math</u></p> <p>Write your numbers from 0-20 on a blank sheet of paper with a pencil. Go over each number with 2 different colors (crayons, markers, highlighters, ink pens, coloring pencil).</p>	<p><u>Writing</u></p> <p>Draw and write a sentence about how you were proactive on your snow day. (example, I cleaned my room.)</p> <p>*Use a blank sheet of paper to complete this activity.</p>	<p><u>Math Application Problem</u></p> <p>Complete on a blank sheet of paper.</p> <p>Draw 6 little pancakes. How many people could you serve with your pancakes at a tiny pancake party? What if another person joined you? How many would you need then?</p>
<p><u>iReady Math</u></p> <p><u>iReady Activity:</u></p> <p>Complete one math lesson. This activity can be completed each SLED day and repeated with each SLED day if the student wishes to do so.</p> 	<p><u>Phonics</u></p> <p>Think about the beginning letter of your name. Write your name and then think of 4 words that begin with that letter sound. Draw those words.</p> <p>Example: Sally</p>     <p>Sun submarine stop slide</p>	<p><u>Reading Fluency</u></p> <p>Read the passage independently. Draw and label the problem (what happened) and solution (how did he fix it) on a separate sheet of paper.</p> <p>Dan had a bun. His dog bit it. He had to get a new one.</p>	<p><u>Art/Music</u></p> <p><u>Family Collage</u></p> <p>Materials: old calendars, magazines, glue, scissors</p> <p>Directions: 1. Choose a background page. You can use an old calendar page or a page from a magazine. 2. Select some pictures from magazine and cut out carefully and neatly that relates to your family. 3. Place objects on your background page. Glue them to the page.</p>




Name _____
SLED DAY - Kindergarten
A total of **THREE** activities should be completed each day. Return this sheet with your work each day, and circle the three activities you chose.

Day Three

<p><u>Lexia</u></p> <p>Complete 3 units of Lexia.</p> <p>This activity can be completed each SLED day and repeated with each SLED day if the student wishes to do so.</p>	<p><u>Math</u></p> <p>Look around your house. Draw and label/write a sentence about something that you see that fits into each 3D shape category: cone, cube, sphere, cylinder. (example: A party hat is a cone.)</p> <p>*Use a blank sheet of paper to complete this activity.</p>	<p><u>Writing</u></p> <p>Draw and write a sentence about how you put first things first on your snow day. (example, I took out the trash before playing video games.)</p> <p>*Use a blank sheet of paper to complete this activity.</p>	<p><u>Math Application Problem</u></p> <p>Complete on a blank sheet of paper.</p> <p>Julia went to the beach and found 3 seashells. Her sister Megan found 2 seashells. How many shells did they find in all?</p> <p>Draw a picture and write a number bond to match the story.</p>
<p><u>iReady Math</u></p> <p><u>iReady Activity:</u></p> <p>Complete one math lesson. This activity can be completed each SLED day and repeated with each SLED day if the student wishes to do so.</p> 	<p><u>Phonics</u></p> <p>Using a blank sheet of paper to complete exercises 1-2.</p> <ol style="list-style-type: none"> 1. Write all the uppercase letters of the alphabet. 2. Write all the lowercase letters of the alphabet. 	<p><u>Reading Fluency</u></p> <p>Read the passage independently. Draw and label the beginning, middle and end of the story on a separate sheet of paper.</p> <p>My dad and I went to the pet shop. I got a dog. He is black. We got in the truck and left.</p>	<p><u>Art/Music</u></p> <p><u>Story Quilts</u></p> <p><u>Materials:</u> White paper, pencil, & crayons</p> <p><u>Instructions:</u></p> <ol style="list-style-type: none"> 1. Draw a border around the outside of the paper. 2. Draw a picture in the center of the paper telling a story about yourself. 3. Color the picture. 



Name _____
SLED DAY - Kindergarten
A total of **THREE** activities should be completed each day. Return this sheet with your work each day, and circle the three activities you chose.

Day Four

<p><u>Lexia</u></p> <p>Complete 3 units of Lexia.</p> <p>This activity can be completed each SLED day and repeated with each SLED day if the student wishes to do so.</p>	<p><u>Math</u></p> <p>Draw a picture of a snowman that is 5 snowballs high. Draw another snowman next to him that is 5 snowballs high. How many snowballs did you use all together? Draw a number bond and write a number sentence.</p> <p>*Use a blank sheet of paper to answer this question.</p>	<p><u>Writing</u></p> <p>Draw and write a sentence about how you began with the end in mind on your snow day. (example, I gathered all my supplies before starting to build my snowman.)</p> <p>*Use a blank sheet of paper to complete this activity.</p>	<p><u>Math Application Problem</u></p> <p>Complete on a blank sheet of paper.</p> <p>Look around your house. Find 2 objects that are shorter than a pencil and 2 objects that are longer than a pencil. Draw and label them using the words longer than and shorter than.</p>
<p><u>iReady Math</u></p> <p><u>iReady Activity:</u></p> <p>Complete one math lesson. This activity can be completed each SLED day and repeated with each SLED day if the student wishes to do so.</p> 	<p><u>Phonics</u></p> <p>Draw a picture of two words that rhyme.</p> <p>Write a sentence using each word (total of 2 sentences).</p> <p>Example:</p> <div data-bbox="619 1356 892 1485">  </div> <p>Cat Hat</p> <p>The cat is brown. The hat is red.</p>	<p><u>Reading Fluency</u></p> <p>Read the passage independently. Answer the comprehension questions on a black sheet of paper.</p> <p>Mom and I like to bake. We can bake a cake. I like to help mix it. We have fun!</p> <ol style="list-style-type: none"> 1. What do they like to do? 2. Who are the characters? 3. What do they bake? 	<p><u>Art/Music</u></p> <p><u>Shape Rubbing</u></p> <p>Materials: white paper, crayons, shapes</p> <p>Directions: 1. Collect 3 different small items (leaf, coin, legos, comb). 2. Lay object under paper and color over it. 3. Repeat with the other objects but use different colors.</p> 



Name _____
SLED DAY - Kindergarten
 A total of **THREE** activities should be completed each day. Return this sheet with your work each day, and circle the three activities you chose.

Day Five

<p><u>Lexia</u></p> <p>Complete 3 units of Lexia.</p> <p>This activity can be completed each SLED day and repeated with each SLED day if the student wishes to do so.</p>	<p><u>Math</u></p> <p>Complete exercises 1-4 to practice counting aloud within 100 (by ones and tens) to an adult. Please initial to show completion.</p> <ol style="list-style-type: none"> 1. Start at 1 and count to 100 by ones. 2. Start at 0 and count to 100 by tens. 3. Start at 24 and count to 81. 4. Start at 50 and count backwards by ones. 	<p><u>Writing</u></p> <p>Draw and write a sentence about how you thought win-win on your snow day. (example: I helped my mom clean the kitchen in order to get it done quicker, so we could all go outside to play.)</p> <p>*Use a blank sheet of paper to complete this activity.</p>	<p><u>Math Application Problem</u></p> <p>Complete on a blank sheet of paper.</p> <p>Adam had 5 toy cars. Lisa had 3 toy cars.</p> <ol style="list-style-type: none"> 1. Draw a picture to show how many cars in all. 2. Circle the group that has more. 3. Draw a number bond to illustrate.
<p><u>iReady Math</u></p> <p><u>iReady Activity:</u></p> <p>Complete one math lesson. This activity can be completed each SLED day and repeated with each SLED day if the student wishes to do so.</p> 	<p><u>Phonics</u></p> <p>Write 2 sentences using the high frequency word, "see".</p> <p>Draw a picture to illustrate the sentences.</p>	<p><u>Reading Fluency</u></p> <p>Read the passage independently. Answer the comprehension questions on a blank sheet of paper.</p> <p>Chad had to wash his dish. The dish is big and red. It had a chip in it. Chad was sad.</p> <ol style="list-style-type: none"> 1. Who washed the dish? 2. What color was it? 3. How did Chad feel? 	<p><u>Art/Music</u></p> <p><u>Rainbow of Colors</u></p> <p><u>Materials:</u> white paper and crayons</p> <p><u>Directions:</u></p> <ol style="list-style-type: none"> 1. On the white paper, write your name very large. 2. Color each letter with the primary colors. <p>Red Yellow Blue</p> 


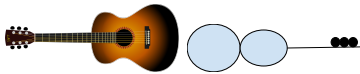
Name _____
SLED DAY - Kindergarten
A total of **THREE** activities should be completed each day. Return this sheet with your work each day, and circle the three activities you chose.

Day Six

<p><u>Lexia</u></p> <p>Complete 3 units of Lexia.</p> <p>This activity can be completed each SLED day and repeated with each SLED day if the student wishes to do so.</p>	<p><u>Math</u></p> <p>Write your numbers from 0-20 on a blank sheet of paper with a pencil. Go over each number with 2 different colors (crayons, markers, highlighters, ink pens, coloring pencil).</p>	<p><u>Writing</u></p> <p>Draw and write a sentence about how you <u>sharpened the saw</u> on your snow day. (example, I put together a puzzle.)</p> <p>*Use a blank sheet of paper to complete this activity.</p>	<p><u>Math Application Problem</u></p> <p>*Complete on a blank sheet of paper.</p> <p>Tam had 6 crayons. Jed had 4 crayons</p> <ol style="list-style-type: none"> 1. Draw a picture to show how many crayons in all. 2. Circle the group that has less. 3. Draw a number bond to illustrate.
<p><u>iReady Math</u></p> <p><u>iReady Activity:</u></p> <p>Complete one math lesson. This activity can be completed each SLED day and repeated with each SLED day if the student wishes to do so.</p> 	<p><u>Phonics</u></p> <p>Complete exercises 1-2:</p> <ol style="list-style-type: none"> 1. Using a blank sheet of paper, draw and label 5 words in the -ot word family. (example: cot, hot) 2. Choose one word in the -ot word family and write a sentence. 	<p><u>Reading Fluency</u></p> <p>Read the passage independently. Answer the comprehension questions on a blank sheet of paper.</p> <p>Pam is at the zoo. She sees two bats. They can hang. They are black. She likes the black bats.</p> <ol style="list-style-type: none"> 1. Where is Pam? 2. What does she see? 3. What can the bats do? 	<p><u>Art/Music</u></p> <p><u>Op Art</u></p> <p>Materials: White paper, pencil, and crayons</p> <p>Directions:</p> <ol style="list-style-type: none"> 1. Trace your hand and wrist. 2. Draw lines across the paper 3. Continue from bottom to top of paper. 4. Color sections with alternating primary colors. <p>Red Yellow Blue</p> 


Name _____
SLED DAY - Kindergarten
A total of **THREE** activities should be completed each day. Return this sheet with your work each day, and circle the three activities you chose.

Day Seven

<p><u>Lexia</u></p> <p>Complete 3 units of Lexia.</p> <p>This activity can be completed each SLED day and repeated with each SLED day if the student wishes to do so.</p>	<p><u>Math</u></p> <p>Write your numbers from 0-20 VERTICALLY on a blank sheet of paper with a pencil. Beside each number draw that many circles to represent the numbers.</p> <ol style="list-style-type: none"> o oo ooo 	<p><u>Writing</u></p> <p>Draw a picture and write a sentence about how to be a good friend. (example, I share with my friends.)</p> <p>*Use a blank sheet of paper to complete this activity.</p>	<p><u>Math Application Problem</u></p> <p>Answer the following word problem on a blank sheet of paper.</p> <p>Sarah has 6 baby kittens. She gave 3 kittens to her friend, Lilly. How many kittens does Sarah have left?</p> <p>Draw a picture and fill in a number bond to show your answer.</p>
<p><u>iReady Math</u></p> <p><u>iReady Activity:</u></p> <p>Complete one math lesson. This activity can be completed each SLED day and repeated with each SLED day if the student wishes to do so.</p> 	<p><u>Phonics</u></p> <p>Using a blank sheet of paper, rainbow write all the uppercase and lowercase letters of the alphabet. (ex. Write with a yellow marker, trace over with a red marker, then trace with a blue marker.)</p>	<p><u>Reading Fluency</u></p> <p>Read the passage independently. Answer the comprehension questions on a blank sheet of paper.</p> <p>Plants need the sun to help them grow. They need water, too. Plants can grow tall.</p> <ol style="list-style-type: none"> What do plants need to grow? Do plants grow short or tall? 	<p><u>Art/Music</u></p> <p><u>Musical Collage</u></p> <p>Materials: white sheet of paper, scissors, glue/tape, magazines for pictures</p> <p>Directions:</p> <ol style="list-style-type: none"> Cut out pictures of instruments from the magazines and glue/tape them on the white paper. Use squares and circles to draw the instruments. 


Name _____
SLED DAY - Kindergarten
 A total of **THREE** activities should be completed each day. Return this sheet with your work each day, and circle the three activities you chose.

Day Eight

<p><u>Lexia</u></p> <p>Complete 3 units of Lexia.</p> <p>This activity can be completed each SLED day and repeated with each SLED day if the student wishes to do so.</p>	<p><u>Math</u></p> <p>Write your numbers from 20-0 VERTICALLY on a blank sheet of paper with a pencil. Beside each number draw that many circles to represent the numbers.</p> <p>Example:</p> <p>20. oooooooooo oooooooooo</p> <p>19. oooooooooo oooooooooo</p> <p>18. oooooooooo oooooooooo</p>	<p><u>Writing</u></p> <p>Draw a picture showing 2 ways that you can fill someone's bucket. (Example: Helping someone pick up their toys. Teaching my friend to tie their shoes). Write 2 sentences to describe what you drew.</p> <p>*Use a blank sheet of paper to complete this activity.</p>	<p><u>Math Application Problem</u></p> <p>Answer the following word problem:</p> <p>Sam has 3 red pencils. His mom gave him 2 more red pencils. How many pencils does Sam have all together? Draw a picture to help you answer.</p> <p>*Use a blank sheet of paper to answer this question.</p>
<p><u>iReady Math</u></p> <p><u>iReady Activity:</u></p> <p>Complete one math lesson. This activity can be completed each SLED day and repeated with each SLED day if the student wishes to do so.</p> 	<p><u>Phonics</u></p> <p>Write each letter from A-M. Beside each letter draw a picture that begins with that letter sound.</p> <p>Complete this on a blank sheet of paper.</p>	<p><u>Reading Fluency</u></p> <p>Read the following passage and discuss the questions with someone in your house.</p> <p><i>I like frogs. Frogs can jump and swim. Frogs can be different colors. Frogs are fun to watch.</i></p> <ol style="list-style-type: none"> Who is the story about? Tell one thing you learned about frogs. 	<p><u>Art/Music</u></p> <p><u>Mondrian Art</u></p> <p>Materials: White paper (blank or lined), crayons or coloring pencils (red, blue, yellow, black)</p> <p>Instructions:</p> <ol style="list-style-type: none"> On the other side of your paper draw some vertical lines (4-8) from the top of the paper to the bottom. You can use a ruler or the straight edge of a paper. Draw some horizontal lines (5-10) across your paper. Trace over the lines with a black crayon or colored pencil. Randomly color the sections using the primary colors. Do not color all the sections. Leave some white.


Name _____
SLED DAY - Kindergarten
 A total of **THREE** activities should be completed each day. Return this sheet with your work each day, and circle the three activities you chose.

Day Nine

<p><u>Lexia</u></p> <p>Complete 3 units of Lexia.</p> <p>This activity can be completed each SLED day and repeated with each SLED day if the student wishes to do so.</p>	<p><u>Math</u></p> <p>Write your numbers from 0-100 on a blank sheet of paper.</p> <p>Practice counting as you write.</p>	<p><u>Writing</u></p> <p>Draw and label a picture that shows a good choice and bad choice. (example: good-cleaning up a mess: bad- running in the hallway). Write 2 sentences about the picture.</p> <p>*Use a blank sheet of paper to complete this activity.</p>	<p><u>Math Application Problem</u></p> <p>Draw 2 plates. On the first plate, draw 8 grapes. On the next plate, draw 1 less. Write the number of grapes below each plate.</p> <p>Now draw 2 cups. In the first cup, draw 6 straws. In the next cup, draw 1 more. Write the number of straws below each cup.</p> <p>*Use a blank sheet of paper to answer this question.</p>
<p><u>iReady Math</u></p> <p><u>iReady Activity:</u></p> <p>Complete one math lesson. This activity can be completed each SLED day and repeated with each SLED day if the student wishes to do so.</p> 	<p><u>Phonics</u></p> <p>Write each letter from N-Z.</p> <p>Beside each letter draw a picture that begins with that letter sound.</p> <p>Complete this on a blank sheet of paper.</p>	<p><u>Reading Fluency</u></p> <ol style="list-style-type: none"> 1. Time yourself reading the following passage. 2. Read it again and try to improve your time. 3. Highlight all the words with a long vowel. <p>Did you see my white cape? I wore it to the park. I hope I did not leave it there. Can you help me look for it?</p>	<p><u>Art/Music</u></p> <p><u>Abstract Art</u></p> <p>Directions: Paper (blank or lined), pencil, and crayons/coloring pencils</p> <p>Instructions:</p> <ol style="list-style-type: none"> 1. Draw a straight (you can use a ruler or the straight edge of a paper) vertical line from one edge of the paper to the other. 2. Draw a straight horizontal line from one edge of the paper to the other. 3. Draw a curved line from one edge of the paper to the other. 4. Draw a zigzag line from one edge of the paper to the other. 5. Color the sections neatly. Use a variety of colors.

Name _____
SLED DAY - Kindergarten
 A total of **THREE** activities should be completed each day. Return this sheet with your work each day, and circle the three activities you chose.

Day Ten

<p><u>Lexia</u></p> <p>Complete 3 units of Lexia.</p> <p>This activity can be completed each SLED day and repeated with each SLED day if the student wishes to do so.</p>	<p><u>Math</u></p> <p>Look around your house. Find things that are in the shape of a circle, a triangle and a square. Draw and label those items. Write a sentence for each object. (example: I see a _____ that is shaped like a _____.)</p>	<p><u>Writing</u></p> <p>Draw a picture and write a sentence about how you were a leader on your snow day. (example, I taught my brother how to build a snow fort.)</p> <p>*Use a blank sheet of paper to complete this activity.</p>	<p><u>Math Application Problem</u></p> <p>Steve had 8 red balls. He threw 2 on the field. How many balls does Steve have left?</p> <ol style="list-style-type: none"> 1. Draw a picture to illustrate the story. 2. Write a subtraction sentence to match the story.
<p><u>iReady Math</u></p> <p><u>iReady Activity:</u></p> <p>Complete one math lesson. This activity can be completed each SLED day and repeated with each SLED day if the student wishes to do so.</p> 	<p><u>Phonics</u></p> <p>Write 2 sentences using the high frequency word, "like".</p> <p>Draw a picture to illustrate the sentences.</p>	<p><u>Reading Fluency</u></p> <ol style="list-style-type: none"> 1. Time yourself reading the following passage. 2. Read it again and try to improve your time. 3. Highlight all the words with a long vowel. <p>Jake rode on his bike to the cave. In the cave he saw a snake. He did not like to see the snake. It made him flee back home.</p>	<p><u>Art/Music</u></p> <p>Abstract Art</p> <p>Directions: Paper (blank or lined), pencil, and crayons/coloring pencils</p> <p>Instructions:</p> <p>Draw the following shapes randomly on your paper:</p> <ul style="list-style-type: none"> • Draw 2 rectangles. • Draw 3 circles. • Draw 4 squares. • Draw 5 triangles. • Color the shapes using a variety of colors