



**2024 - 2025 Budget**

# **BUDGET DEVELOPMENT UPDATE**



*"INSPIRE STUDENTS THROUGH THE CARE, DEDICATION AND DILIGENCE OF TEACHERS, STAFF, AND PARENTS, TO BECOME KNOWLEDGEABLE, SKILLED, AND CONFIDENT YOUNG MEN AND WOMEN."*

JANUARY 17, 2024



**Dr. James Kaishian, Superintendent of Schools**  
**John J. Brucato, Assistant Superintendent for Finance & Operations**

MIDDLE SCHOOL AUDITORIUM

---

# **TODAY'S OBJECTIVE**

**Review the 2024-25 Rollover Budget**



---



# **EXPENDITURE ASSUMPTIONS**

---

---

# PURPOSE

- **Moving expenditures forward from current fiscal year**
    - **Includes known increases (healthcare, retirement, etc)**
    - **Includes retirements**
  - **More expansive than previous rollover budgets**
  - **Baseline for budget development**
- 

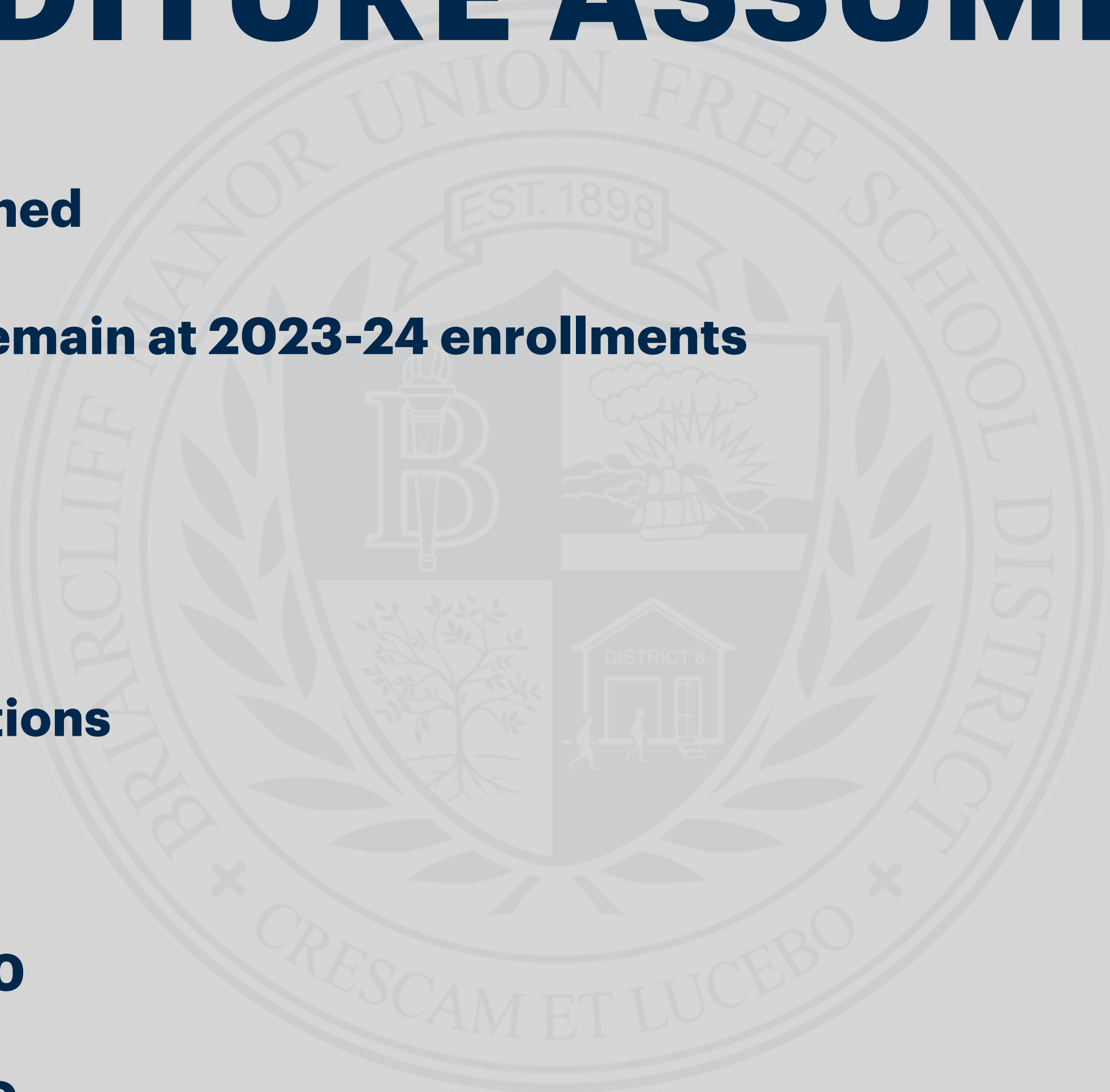
---

# EXPENDITURE ASSUMPTIONS

- **CBA Settlements**
    - **3 outstanding CBA in negotiations**
  - **Current Staffing Levels Maintained**
  - **Health Insurance: 5.24% increase**
  - **State Retirement Systems**
    - **TRS: Estimated 9.75% - 10.25% (increase from 9.76%)**
    - **ERS: 15.2% (increased from 13.1%)**
- 

---

# EXPENDITURE ASSUMPTIONS

- **Programming maintained**
  - **Tuition assumptions remain at 2023-24 enrollments**
  - **CPI: Varied %**
    - **Transportation**
    - **Contractual obligations**
  - **Transfer to Capital**
    - **2023-24: \$400,000**
    - **2024-25: \$450,000**
- 

---





# **2024-25 ROLLOVER BUDGET**

---

---

# 2024-25 ROLLOVER BUDGET

- **Percentage Increase: 1.96%**
- **Dollar Increase: \$1,130,648**



---

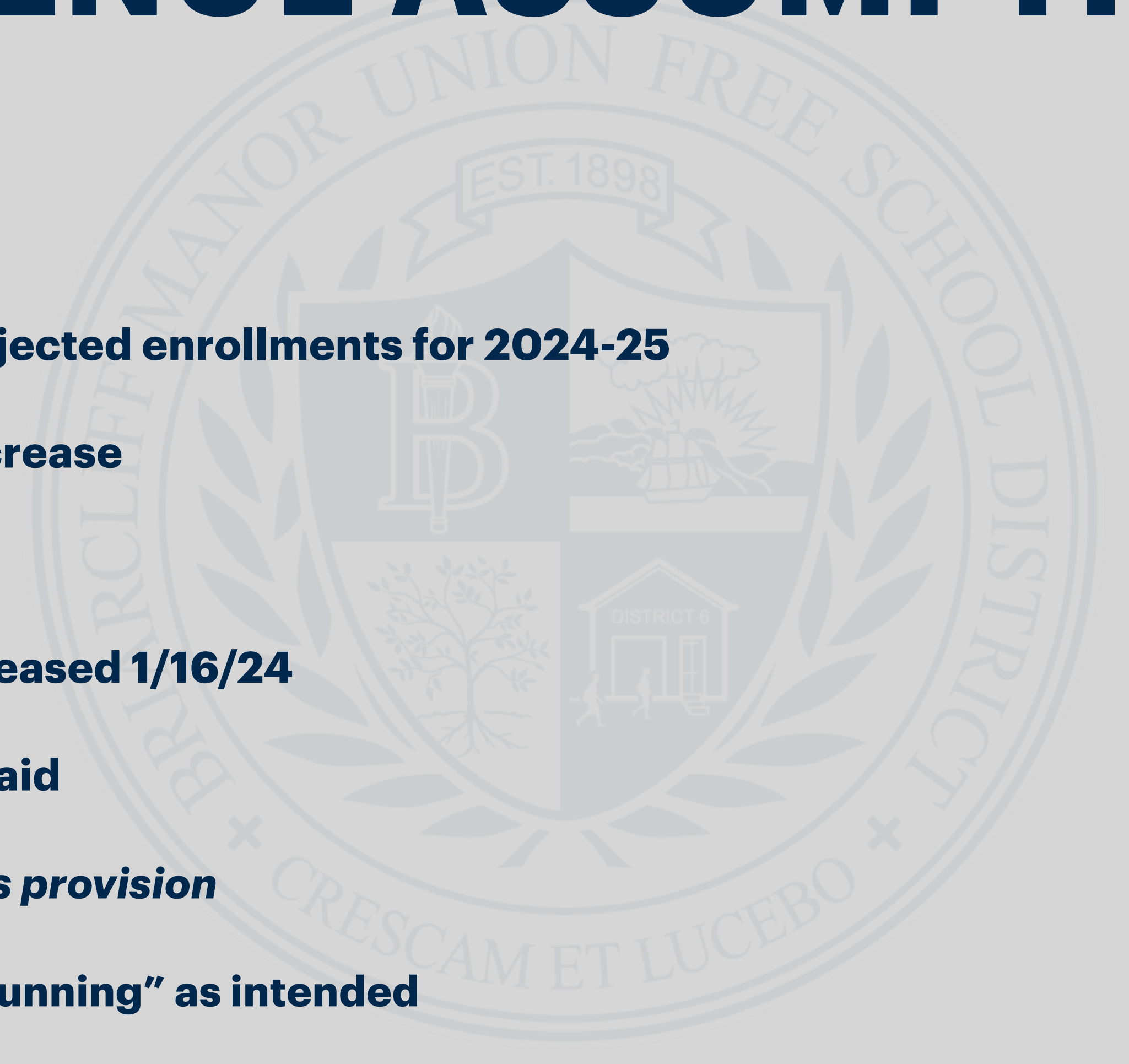
# REVENUE ASSUMPTIONS



---

---

# REVENUE ASSUMPTIONS

- **Tuition**
    - **Slight increase to projected enrollments for 2024-25**
    - **Potential NRT rate increase**
  - **State Aid**
    - **Executive Budget Released 1/16/24**
    - **Regional decrease in aid**
    - **Lack of *save-harmless* provision**
    - **Foundation formula “running” as intended**
- 

# 2024-25 STATE EXECUTIVE BUDGET

MOD ED: 0070D	DB ED: 0070D	STATE OF NEW YORK			SA ED: 103	PY
COUNTY - WESTCHESTER		2024-25 EXECUTIVE BUDGET PROPOSAL				
2023-24 AND 2024-25 AIDS PAYABLE UNDER SECTION 3609 PLUS OTHER AIDS						
DISTRICT CODE	661201	661301	661401	661402		
DISTRICT NAME	BYRAM HILLS	NORTH SALEM	OSSINING	BRIARCLIFF MAN		
SEE NOTE BELOW						
<b>2023-24 BASE YEAR AIDS:</b>						
FOUNDATION AID	2,199,968	2,176,310	37,379,986	2,083,403		
FULL DAY K CONVERSION	0	0	0	0		
UNIVERSAL PRE-KINDERGARTEN	0	0	3,711,410	0		
BOCES	1,702,194	704,306	3,037,228	978,995		
SPECIAL SERVICES	0	0	0	0		
HIGH COST EXCESS COST	58,032	50,751	22,010	26,636		
PRIVATE EXCESS COST	185,709	58,540	425,334	31,294		
HARDWARE & TECHNOLOGY	453	2,932	72,718	8,403		
SOFTWARE, LIBRARY, TEXTBOOK	187,593	80,672	402,521	106,037		
TRANSPORTATION INCL SUMMER	676,273	600,806	5,388,541	705,296		
BUILDING + BLDG REORG INCENT	67,794	250,211	3,363,777	459,538		
OPERATING REORG INCENTIVE	0	0	0	0		
CHARTER SCHOOL TRANSITIONAL	0	0	0	0		
ACADEMIC ENHANCEMENT	0	0	0	0		
HIGH TAX AID	0	100,000	299,227	100,000		
SUPPLEMENTAL PUB EXCESS COST	2,184	1,304	0	9,736		
<b>TOTAL</b>	<b>5,080,200</b>	<b>4,025,832</b>	<b>54,102,752</b>	<b>4,509,338</b>		
<b>2024-25 ESTIMATED AIDS:</b>						
FOUNDATION AID	1,770,984	1,972,220	38,815,034	1,941,182		
FULL DAY K CONVERSION	0	0	0	0		
UNIVERSAL PRE-KINDERGARTEN	739,800	329,400	3,711,410	367,200		
BOCES	1,436,112	628,874	2,758,487	862,586		
SPECIAL SERVICES	0	0	0	0		
HIGH COST EXCESS COST	54,948	39,531	0	7,664		
PRIVATE EXCESS COST	184,283	59,056	446,522	59,228		
HARDWARE & TECHNOLOGY	0	1,179	71,968	7,689		
SOFTWARE, LIBRARY, TEXTBOOK	190,597	80,576	401,984	106,001		
TRANSPORTATION INCL SUMMER	371,359	458,929	5,736,483	691,089		
BUILDING + BLDG REORG INCENT	62,004	183,716	3,180,171	416,445		
OPERATING REORG INCENTIVE	0	0	0	0		
CHARTER SCHOOL TRANSITIONAL	0	0	0	0		
ACADEMIC ENHANCEMENT	0	0	0	0		
HIGH TAX AID	0	100,000	299,227	100,000		
SUPPLEMENTAL PUB EXCESS COST	2,184	1,304	0	9,736		
<b>TOTAL</b>	<b>4,812,271</b>	<b>3,854,785</b>	<b>55,421,286</b>	<b>4,568,820</b>		
<b>\$ CHG 24-25 MINUS 23-24</b>	<b>-267,929</b>	<b>-171,047</b>	<b>1,318,534</b>	<b>59,482</b>		
<b>% CHG TOTAL AID</b>	<b>-5.27</b>	<b>-4.25</b>	<b>2.44</b>	<b>1.32</b>		
<b>\$ CHG W/O BLDG, REORG BLDG AID</b>	<b>-262,139</b>	<b>-104,552</b>	<b>1,502,140</b>	<b>102,575</b>		
<b>% CHG W/O BLDG, REORG BLDG AID</b>	<b>-5.23</b>	<b>-2.77</b>	<b>2.96</b>	<b>2.53</b>		



**-\$142,221**  
**Not an increase**

NOTE: STATE AID ESTABLISHED BY EXECUTIVE BUDGET FOR 11 DISTRICTS WITH INCOMPLETE DATA.

# 2024-25 STATE AID COMPARISON

	2023-24	2024-25	\$ Change	% Change
Foundation Aid	\$2,083,403	\$1,941,182	-\$142,221	-6.83%
BOCES	\$978,995	\$862,586	-\$116,409	-11.89%
High Cost Excess	\$26,636	\$7,664	-\$18,972	-71.23%
Private Excess Cost	\$31,294	\$59,228	\$27,934	89.26%
Hardware &	\$8,403	\$7,689	-\$714	-8.50%
Software, Library,	\$106,037	\$106,001	-\$36	-0.03%
Transportation	\$705,296	\$691,089	-\$14,207	-2.01%
Building Aid	\$459,538	\$416,445	-\$43,093	-9.38%
High Tax Aid	\$100,000	\$100,000	\$0	0.00%
Supplemental Public	\$9,736	\$9,736	\$0	0.00%
<b>Total</b>	<b>\$4,509,338</b>	<b>\$4,201,620</b>	<b>-\$307,718</b>	<b>-6.82%</b>

# TUITION REVENUE

2023-24		
73.7	Pocantico Hills	\$4,321,406
4.0	Other Schools	\$458,211
10.105	Parent Placed	\$330,800
87.81	<b>Total</b>	<b>\$5,110,417</b>

2023-24		
20.711	Special Ed.	\$2,637,042
57.0	General Ed.	\$2,142,575
10.105	Parent Placed	\$330,880
87.81	<b>Total</b>	<b>\$5,110,497</b>

2022-23 Adjustments	
Pocantico Hills	\$504,140
Other Schools	\$90,486
Parent Placed	\$21,855
<b>Total</b>	<b>\$616,481</b>
<b>Net total</b>	<b>\$5,726,898</b>

# TAX LEVY LIMIT

- **CPI-U: 4.12%**
  - **Capped at 2%**
- **Tax Levy Limit: 3.15% (\$1,415,079)**
- **Tax Base Growth Factor: .35%**
- **Building Aid Detail needed**
- **2.51% Levy increase to sustain Rollover Budget**

## Briarcliff Manor UFSD - 2024-25 Tax Levy Limit Calculation

1/17/24

**DRAFT**

A.	Total Real Property Tax Levy for Base Year	\$44,982,025
B.	Tax Base Growth Factor (minimum of 1.0)	1.0035
C.	Product of A * B	\$45,139,462
D.	Base Year PILOTS	\$0
E.	Sum of C + D	\$45,139,462
F.	Base Year Capital Tax Levy	\$3,082,061
G.	Difference of E - F	\$42,057,401
H.	Allowable Levy Growth Factor based on CPI (4.12% for 2024-25. Capped at 2%)	1.0200
I.	Product of G * H	\$42,898,549
J.	Budget Year PILOTS	\$0
K.	Difference of I - J	\$42,898,549
L.	<b>Equals Tax Levy Limit Base or Before Exclusions</b>	<b>\$42,898,549</b>
M.	Budget Year Torts and Judgements above 5% of Levy	\$0
N.	Budget Year Capital Tax Levy	\$3,498,554
O.	Budget Year Pension Expense above 2% increase in rate	\$0
	Eligible Prior Year Carryover	\$0
P.	<b>Tax Levy Limit Adjusted for Transfers + Exclusions (Sum L-O)</b>	<b>\$46,397,104</b>
W.	<b>Total Tax Levy Percentage Increase</b>	<b>3.15%</b>

---

The seal of Briarcliff Manor Union Free School District is a circular emblem. It features a central shield divided into four quadrants. The top-left quadrant shows a lamp of knowledge, the top-right shows a tree, the bottom-left shows a building, and the bottom-right shows a sun rising over a field. The shield is surrounded by a laurel wreath. The outer ring of the seal contains the text "BRIARCLIFF MANOR UNION FREE SCHOOL DISTRICT" at the top and "CRESCAM ET LUCEBO" at the bottom, separated by small crosses. A banner above the shield reads "EST. 1898".

# NEXT STEPS

---

---

# NEXT STEPS

- **Monitor state budget development**
  - **Review school building and department requests**
  - **Monitor NRT rate through new state database releases**
  - **Prepare fund balance projection and current year performance**
  - **Review staffing needs for 2024-25**
  - **Update and Present Long Range Financial Plan**
-

---



**QUESTIONS?  
THANK YOU!**

---