

Grade 5 Middle School Elective Form Directions

Log in to the student's Office365.

Click the form link. This link will be in your Synergy Mail.

1. Type in your first and last name.
2. Type in your 6-digit Student ID.
3. Choose the middle school you are zoned to attend for grade 6. If you are not sure, you can check StudentVue. Click on Student Info. The middle school will be listed under Next Year School Name. Once you choose the middle school, #4 will appear.

* Required

1

Student Name *

Sample Student

2

Student ID (6 Digit) *

123456

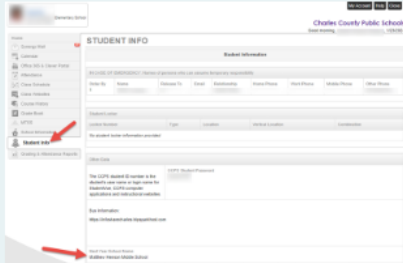
3

The middle school your child is zoned to attend for grade 6.
(If you are not sure, you can check StudentVue. Click on *Student Info*. The middle school will be listed under *Next Year School Name*.) *

Theodore G. Davis

John Hanson


Matthew Henson



The screenshot shows the StudentVue interface for a student's information. A red arrow points to the 'Student Info' link in the left-hand navigation menu. Another red arrow points to the 'Next Year School Name' field in the 'STUDENT INFO' section, which is currently empty.


4. Choose one of the combinations of semester courses. Once you make a selection, #5 will appear. (DO NOT click submit yet)
5. Choose one of the combinations of year long or semester courses.
6. Once you have made one selection for #4 **AND** one selection for #5, click submit.

4

Choose one of the following combinations of semester courses. * 

- Phys Ed/Health & Additional Phys Ed (Semester courses)
- Phys Ed/Health & Art (Semester courses)
- Phys Ed/Health & Computer Science (Semester courses)
- Phys Ed/Health & STEM (Semester courses)

5

Select one of the year long or combination of semester courses. * 

- Band (Year long course)
- Chorus (Year long course)
- Orchestra (Year long course)
- Art & Computer Science (Semester courses)

Submit

**Choose one option for #4
AND
Choose one option for #5**

**Once you have made a selection
for #4 and #5, click Submit.**