

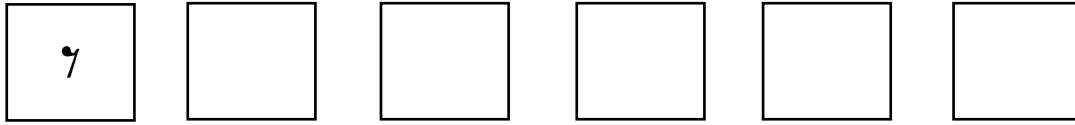




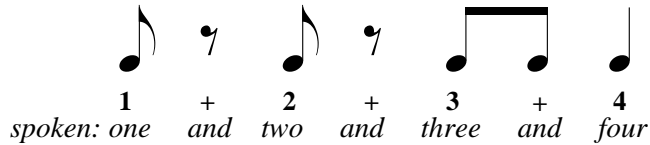


# Lesson 13: Eighth Rests

An eighth rest is shown as follows. After the first eighth rest, practice drawing 5 more eighth rests.



An eighth rest has a value of half of a beat. When writing the counts, use a plus sign (+) for eighth notes and eighth rests.



1. Clap the rhythm of the notes while counting the beats out loud.



2. Write in the counts below the notes indicated. Then clap the rhythm while counting the beats out loud.



3. Write the count below the notes. Then clap the rhythm while counting the beats out loud.



4. Write in the count below the notes. Then add the missing barlines.



5. Draw the missing flags and beams on the eighth notes that are missing flags or beams.





# Lesson 14: Dotted Quarter Notes



A dot written after a note adds one-half of the note's value to the original note's value.

A quarter note equals one beat.

A dot after the quarter note adds  $\frac{1}{2}$  beat ( $\frac{1}{2}$  of the original value).

A dotted quarter note equals  $1\frac{1}{2}$  beats.

 =  $1\frac{1}{2}$  beat 

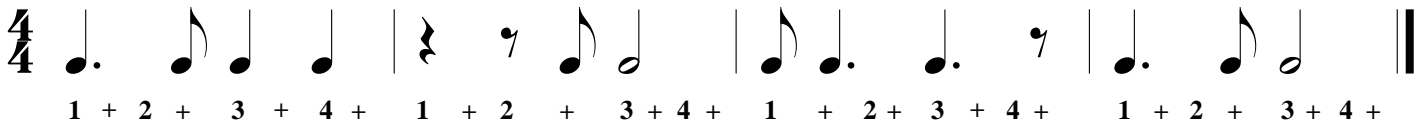
 =  $\frac{1}{2}$  beat 

 =  $1\frac{1}{2}$  beats 

Hence, the rhythmic value of a **dotted quarter note** is one and one half beats and it is equivalent to a quarter note tied to an eighth note. Count the rhythm by sub-dividing to the half beats.




1. Clap the rhythm of the notes while counting the beats out loud.



2. Write the count below the notes indicated. Then clap the rhythm while counting the beats out loud.



3. Write the count below the notes indicated. Then clap the rhythm while counting the beats out loud.



4. Some dotted quarter notes are missing dots behind the quarter note. Add the missing dots.




5. The barlines are missing from the following example. Add the missing barlines.



# Lesson 15: Slurs and Ties

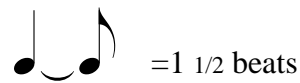
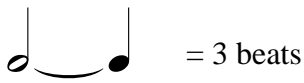
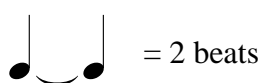
A **slur** is a curved line that connects two or more notes of different pitches.

A slur means the notes should be played as smoothly as possible, with no space in between.



A **tie** is a curved line that connects two notes of the same pitch.

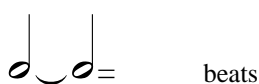
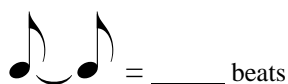
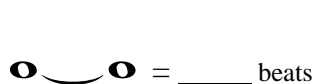
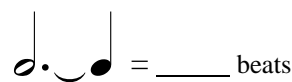
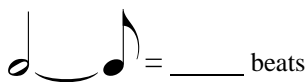
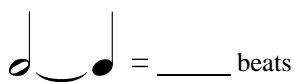
A tie means to hold the note for the combined rhythmic value of the two notes, as if they were one.



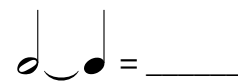
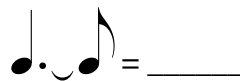
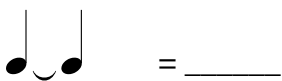
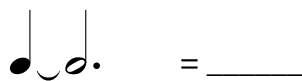
Tied notes are placed on two adjacent notes of the same pitch and played as one note.



1. On each line, write the number of counts each pair of tied notes would receive.



2. On each line, write the note that would equal the number of beats that each pair of tied notes would receive.



3. Draw circles around the ties. Draw squares around the slurs.



4. Draw circles around the ties. Draw squares around the slurs.

