


# Syncing Chrome Extensions on a Windows Device

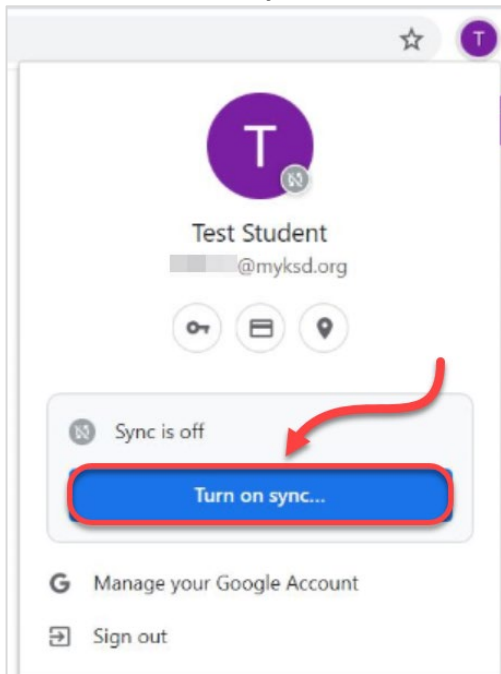
1. **Launch the Chrome Browser.**



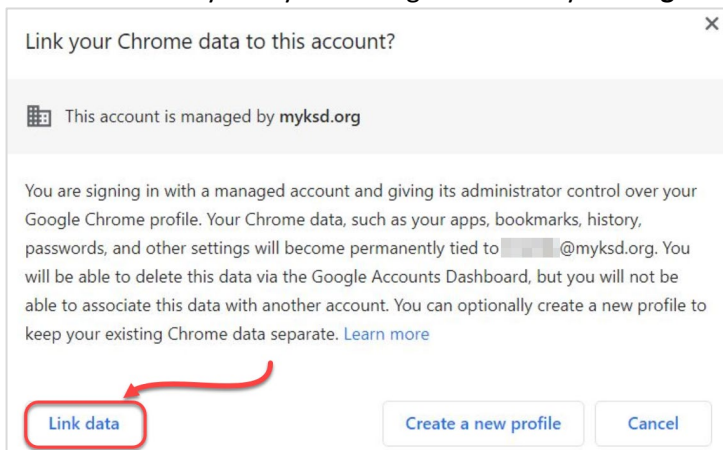
2. Make sure you are signed into Chrome. To sign in to Chrome, **click on the profile icon** in the top right corner of the Chrome browser window. Sign in with your Kyrene email address and password. If you are already logged into Chrome skip to step 3.



3. **Click on the Turn on sync...**



4. Link the data for your Kyrene Google account by **clicking on Link data.**



5. When the *Turn on Sync?* menu appears, click on **Yes, I'm in**.

