




Troubleshooting Audio Issue with Ceiling Speakers and New Epson Projector

If the sound from your computer is not coming through the ceiling speakers of the projector, please follow these directions to correct the projector settings.

1. On the desktop tool bar, click on the sound icon to open the sound icon. 

Click on the up chevron  to expand the playback device menu.



2. Click on **EPSON PJ (Intel (R) Display Audio)** to select it as the playback device. Click on the up chevron  to close the Sound playback menu.

