

College 101

Here is where your Future begins



Road to College

1

2 YEAR vs. 4 YEAR

Community College or
Bachelor Degree

2

Determining Colleges to apply to

Size, Cost, and Location

3

Application Types

ED, EA1, EA2, Regular, Rolling



2-Year vs 4-Year

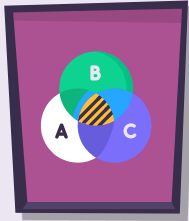
Community College

Associates degree/Certificate
Affordable/Close to home
Flexible scheduling
Improve GPA
Transfer later

Bachelor Degree

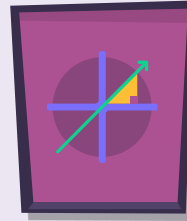
Career advancement opportunities
Pre-professional majors
Self advocate
Campus life
Course variety

Determining Your College Fit



Visits

What does it look like?
Were people friendly?




Size

1:1 with teachers
or 300:1?



Location

Far/Close to home
Urban/Suburban/Rural



Cost

\$---\$\$\$\$\$



College Application Types

RD (Regular Decision)

Deadline: Mid Dec/Mid Jan

Binding: No

Are acceptance rates higher with this method: No

Benefit: More time to apply

Drawback: Long wait for decision

EA (Early Action)

Deadline: Early to mid-November

Binding: No (unless restrictive)

Are acceptance rates higher with this method: Yes

Benefit: Receive earlier decision and increased acceptance odds

Drawback: None

Roll (Rolling Admission)

Deadline: Varies August - April

Binding: No

Are acceptance rates higher with this method: If received early - Yes!

Benefit: Many

Drawback: none - apply early

ED (Early Decision)

Deadline: Early to mid-November

Binding: Yes

Are acceptance rates higher with this method: Yes

Benefit: learn decision early and increased acceptance odds

Drawback: Must commit no flexibility with financial aid

ED II (Early Decision II)

Deadline: Mid-December to mid-January

Binding: Yes

Are acceptance rates higher with this method: Yes

Benefit: learn decision early and increased acceptance odds


Drawback: Must commit no flexibility with financial aid

Reach, Target, Safety



Reach

- Academically challenging.
- Selective admissions.
- Potentially high cost of attendance.



Target

- You will likely be admitted.
- You would be happy attending.
- It would not financially overwhelm you.



Safety

- You will almost certainly be admitted.
- You will be happy and get a good education there.
- Affordable with reasonable effort.



Students Role

Research schools

Career Assessment- You Science

- Help with college major selection

Request Documents to be sent with College Application

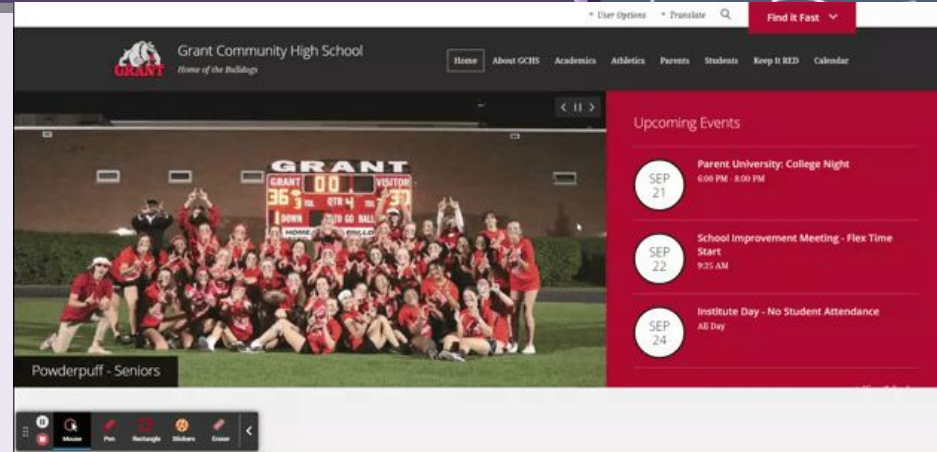
- Transcripts
- Letters of Recommendation
- Fee Waivers



******Seniors are required to add Schools to their “APPLIED LIST” in their SCOIR accounts in order for transcripts, letters of recommendation and fee waivers to be sent to the schools they are applying to.***

Locating College Information

- Utilize the GCHS Website
www.grantbulldogs.org
 - click on Students
 - click on Student Services
 - College Information
 - Scoilr
- School Counselors Schoology Pages





Application Process and Cost

Where to Apply

The School's Website
Coalition Application/Scoir
Common Application

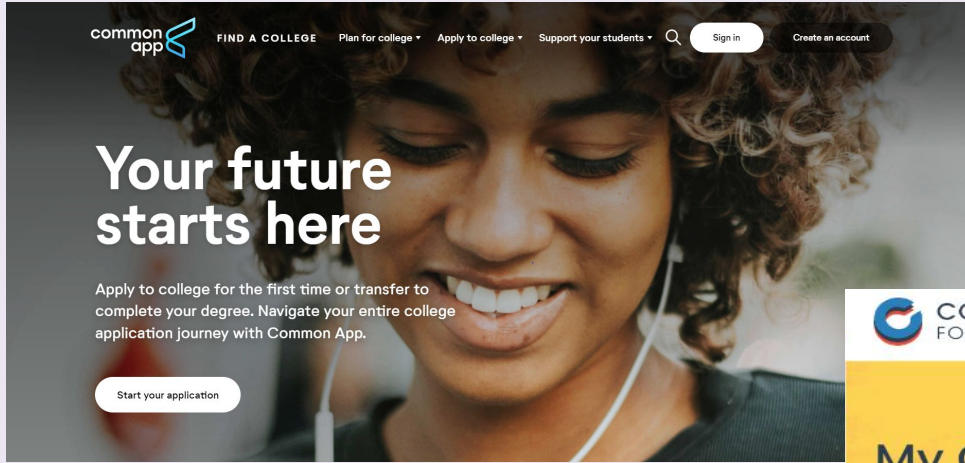
Cost of Applying to each school

Application fee \$40-\$100
SAT-\$12 to send score to each
school
(\$55 to retake the subject tests.)

Ask for fee waiver if you you believe you qualify.



Common App and Coalition/Scoir



The image shows the top section of the Common App website. It features a navigation bar with the Common App logo, a search bar, and links for 'FIND A COLLEGE', 'Plan for college', 'Apply to college', 'Support your students', 'Sign in', and 'Create an account'. The main content area has a background image of a smiling young woman with curly hair wearing headphones. The text reads 'Your future starts here' and 'Apply to college for the first time or transfer to complete your degree. Navigate your entire college application journey with Common App.' A 'Start your application' button is located at the bottom left.

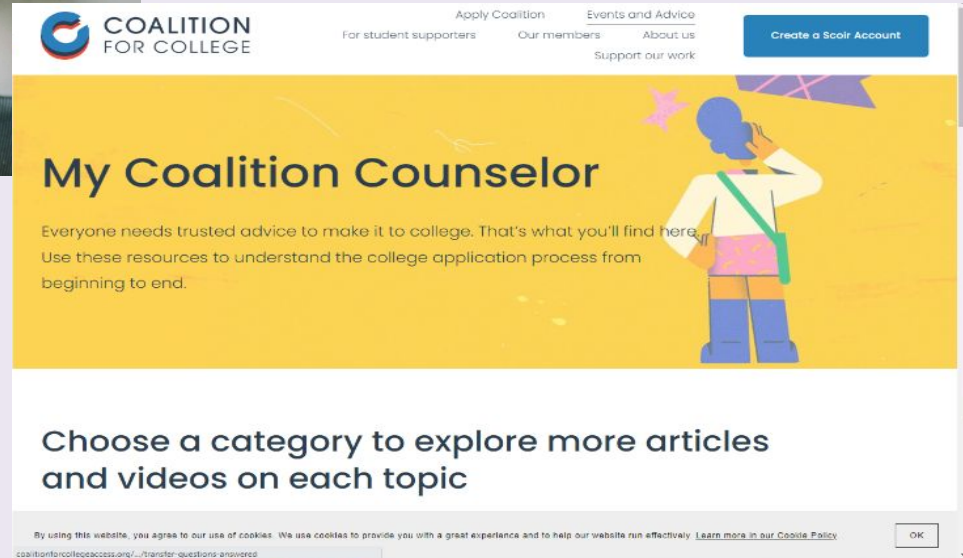
common app

FIND A COLLEGE Plan for college Apply to college Support your students Sign in Create an account

Your future starts here

Apply to college for the first time or transfer to complete your degree. Navigate your entire college application journey with Common App.

Start your application



The image shows the top section of the Coalition for College website. It features a navigation bar with the Coalition for College logo, links for 'Apply Coalition', 'Events and Advice', 'For student supporters', 'Our members', 'About us', 'Support our work', and a 'Create a Scoir Account' button. The main content area has a yellow background with an illustration of a person with a backpack. The text reads 'My Coalition Counselor' and 'Everyone needs trusted advice to make it to college. That's what you'll find here. Use these resources to understand the college application process from beginning to end.' Below this is a section titled 'Choose a category to explore more articles and videos on each topic'. At the bottom, there is a cookie consent banner.

COALITION FOR COLLEGE

Apply Coalition Events and Advice
For student supporters Our members About us
Support our work

Create a Scoir Account

My Coalition Counselor

Everyone needs trusted advice to make it to college. That's what you'll find here. Use these resources to understand the college application process from beginning to end.


Choose a category to explore more articles and videos on each topic

By using this website, you agree to our use of cookies. We use cookies to provide you with a great experience and to help our website run effectively. [Learn more in our Cookie Policy](#)

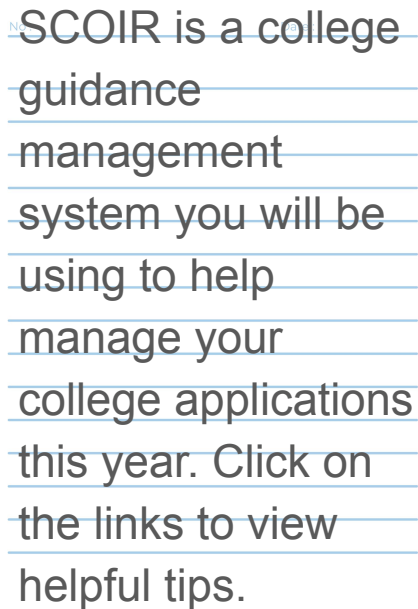
OK

coalitionforcollegeaccess.org/.../transfer-questions-answered


Helpful Tips for Seniors

A blue starburst graphic is located in the top right corner, containing text about signing up for college rep visits.

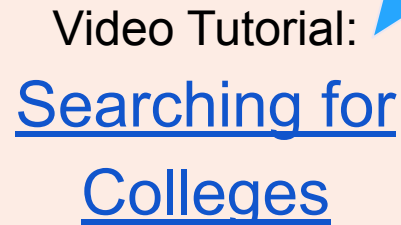
[Sign up for College Rep Visits @ Grant](#)

A white notepad graphic with a hole punch on the left side, containing a paragraph of text.


SCOIR is a college guidance management system you will be using to help manage your college applications this year. Click on the links to view helpful tips.

A yellow sticky note graphic with a hole punch on the left side, containing text about a video tutorial.

Video Tutorial:
[SCOIR Student Experience Video](#)

A white notepad graphic with a hole punch on the left side, containing text about a video tutorial.

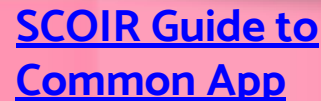
Video Tutorial:
[Searching for Colleges](#)

A white notepad graphic with pink corners and a hole punch on the left side, containing text about a video tutorial.

Video Tutorial:
[Managing Applications](#)

A yellow sticky note graphic with a hole punch on the left side, containing text about requesting letters of recommendation.

[Requesting Letters of Recommendation in SCOIR](#)

A pink sticky note graphic with a hole punch on the left side, containing text about a SCOIR guide to a common app.

[SCOIR Guide to Common App](#)

A green arrow graphic pointing to the right, containing text about a fee waiver.

[Fee Waiver](#)

Counselors Schoology Pages



Juniors

Access Code:

J7QG-VDRC-44KM7



Seniors


Access Code:

4HQ3-K2HQ-46HP9

SAT Test Dates

- October 7, 2023
- November 4, 2023
- December 2, 2023
- March 9, 2024**
- May 4, 2024**
- June 1, 2024**

**Digital



College Requirements for Incoming Freshman

Taking the required courses for graduation from Grant High School does not ensure that you have the appropriate courses for college acceptance. Please check specific college entrance requirements.

<u>Courses</u>	<u>Years</u>
English	4 years
Math	3 years (recommend 4)
Science	3 years
Social Science	3 years
Foreign Language, Music, Art	2-3 years

Freshmen Timeline

- Meet with counselor yearly for course registration/postsecondary plans
- Begin to discuss colleges with guardians
- Focus on doing well in classes
- Get involved
- Future college athletes register with NCAA eligibility center
- Visit colleges

Sophomore Timeline

- Meet with counselor yearly for course registration/postsecondary plans
- Continue to discuss colleges with guardians
- Continue doing well in classes
- Get involved
- Work on creating college resume
- Future college athletes register with NCAA eligibility center
- Visit colleges

Junior Timeline

Spring

- Take SAT, April 10, 2024 GCHS
- Post high school planning workshop
 - Research prospective colleges online
 - Use resources at GCHS website
- Create a list of prospective colleges
- Future college athletes register with NCAA eligibility center
- Visit colleges

Junior Timeline

Summer

- Continue to visit colleges
- Finalize list of colleges for applications
- Participate in volunteer activities in your community
- Begin college applications (if available)
- Begin scholarship search
- College essays/personal statements

Senior Timeline

Fall

- Meet with school counselor/college & career counselor to review plans
 - Request teacher/counselor recommendations
- Complete college applications/essays
 - SAVE COPIES
 - Review applications with parent and/or counselor
- Complete FAFSA online **Application Expected to open December 1st**
 - Required for graduation. If don't complete FAFSA must complete a waiver
- Scholarships

Senior Timeline

Winter

- Re-evaluate your college list
- Consider all possibilities
- Scholarships

Senior Timeline

Spring

- Make final decision and notify university by *May 1st*
- Inform other colleges that you will not be attending
- Take note of important deadlines such as housing, financial aid, etc.
- If waitlisted or denied, make new college list or appeal their decision
- Continue to work hard in classes - final transcripts can affect acceptance

Scholarship Scams

- **NEVER PAY FOR SCHOLARSHIP OR FINANCIAL AID SERVICES**
- **NEVER PAY FOR COLLEGE APPLICATION SERVICES**
- **AVOID ANYTHING THAT REQUIRES A CREDIT CARD OR BANK ACCOUNT INFORMATION**
- **AVOID ANYTHING THAT PROMISES “EXCLUSIVE” INFORMATION**

Why bother applying?



=



If you...

- spend 10 hours applying for scholarships,
- and earn \$1,000 in scholarships,
- you just made \$100 an hour!

Myth vs Reality

Only **A+ students & athletes** get scholarships.

Scholarships are based on all kinds of criteria.

MYTH

There's **too much competition** for scholarships to bother applying.

If you meet eligibility criteria, you're on the same playing field as other applicants.

MYTH

Only top students get **"full-ride"** scholarships.

Few students get a free ride, you need to apply, apply, apply!

MYTH

Tips for Planning a College Visit

- Make appointment with college ahead of time
- Bring transcripts, activity list, GPA
- Visit classes, dorms, computer labs, etc.
- While on campus, be sure to speak to students and faculty
- Try to visit on days when classes are in session
 - Ask to sit in on a freshman course
- Bring a list of questions to ask when visiting the college
- Take notes and photographs

Visiting a College on a School Day

Grant High School Procedure

- Complete college visitation form and return it to your school counselor 24 hours prior to visit.
- Parents must speak with the counselor, or leave a voicemail, to confirm visit.
- Student must notify all teachers.

College Representative Visits at Grant

- Numerous College reps visit Grant throughout the year to speak with our students about the university they represent
- Gives students the opportunity to ask questions about the school (ex. Admission requirements, tuition costs, activities on campus)

****Must sign up for visit on Scoir****

Coming up

- **FSA ID Workshops**
 - **Location: College and Career Center**
- **FAFSA Night - TBD**
- **College and Career Navigator from College of Lake County**
 - **Most Mondays, Tuesdays, and Fridays**
- **Community Scholarships opening end of November**

Meet our Rep

Ariana Galvez

ISACorps Community Worker -

Illinois Student Assistance Commission

847-627-6028

Ariana.Galvez@illinois.gov



Seniors Schedule A Meeting with your Counselor ASAP!

SCHEDULE A MEETING WITH YOUR COUNSELOR

Scan QR Code



Ms. Ashmore
A-COT



Ms. Schaefer
LEI-OL



Ms. Schroeder
COU-G



Ms. Gill
OM-SIB



Ms. Smith
HA-LEH



Ms. Rohrbach
SIC-Z



Students	Counselor	Extensions	Emails
• A-Cot	Mr. Ashmore	3441	sashmore@grantbulldogs.org
• Cou-G	Mrs. Schroeder	3443	jschroeder@grantbulldogs.org
• H-Leh	Ms. Smith	3440	esmith@grantbulldogs.org
• Lei-Ol	Mrs. Schaefer	3444	hschaefer@grantbulldogs.org
• Om-Sib	Mrs. Gill	3442	ngill@grantbulldogs.org
• Sic-Z	Mrs. Rohrbach	3172	<u>lrohrbach@grantbulldogs.org</u>


College and Career Counselor - Mrs. Masura
Extension 3439 bmasura@grantbulldogs.org

Please take the following survey



Follow us on Social Media
GCHS College and Career Center

@GCHS_CCRC



GCHS_CCC

