



# Welcome to Creekside Elementary!

Kindergarten Information Night for  
the 2025-2026 School Year



# Resources and Sign In

- Please sign in to receive up to date information!
- Please grab the following resources from the sign-in table



# Introductions

- Amy Allison, Principal
- Patti Skurski, Assistant Principal
- Sarah Auckland & Vanessa Targioni, Attendance & Registrars
- Eryn Belles, Nurse
- Kylie Massey, School Counselor
- Wenli Mithal, Family Liaison
- Amy Miller, PTSA President



## School Counseling at Creekside Elementary

In a comprehensive school counseling program, counselors design and deliver services directly and indirectly for their students to address academic, personal/social, and college/career needs based on national standards. School counselors help students manage emotions, apply interpersonal skills, and plan for postsecondary options. Counselors also deliver **classroom lessons**, facilitate **small groups**, offer **short-term counseling**, connect students with outside resources, and collaborate with families, school staff, and community members for student success.



Learn more on  
the district  
website!

### Topics the school counselor supports...

- ✓ Emotion regulation
- ✓ Conflict resolution
- ✓ Making/keeping friends
- ✓ Executive functioning
- ✓ Anxiety
- ✓ Self-advocacy
- ✓ Self-esteem
- ✓ Coping skills
- ✓ Family changes
- ✓ Grief/loss



I'm Mrs. Massey!  
I'm here for  
EVERY kid!



**Feel free to contact me.**

[mithalw@issaquah.wednet.edu](mailto:mithalw@issaquah.wednet.edu)

Office - (425) 837-7106

Cell - (425) 651-5205

Text - (978)-252-3686

Languages spoken: English, 普通話

#### Schools

Cascade Ridge, Cedar Trails ,Challenger,  
Creekside, Discovery, Endeavour, Sunny  
Hills

Beaver Lake Middle, Pine Lake Middle,  
Skyline High

## Welcome Families, My name is Wenli Mithal, your Family Liaison.

I am part of the ISD Equity, Belonging and Family Partnership Department. We host information sessions for families with a wide variety of topics throughout the school year. [Family Partnerships - Issaquah School District 411](#)

If you need interpretation, we arrange to host these sessions in your preferred language.



- **How can I help you?**
- Help new families with registration and other online forms
- Answer questions about your school, the District, or the school system
- Connect you with community resources and program
- Support you to connect and communicate with school and District staff



## • Volunteer

- Once: Vision/Hearing Screening, Picture Day, Field Day, & PTSA Events
- Multiple Times: Art Docents, Clubs, Chairs, Lost & Found, Yearbook
- Weekly: Library, Art Lead, PTSA Board

## • Organize

- Art Docent program, library volunteers, room parents
- School and PTSA Volunteer Opportunities
- Staff Appreciation
- Otterwear
- Yearbooks
- Otterthon

## • Fund

- Additional paraprofessional hours
- Teacher & staff grants
- Supplementary educational equipment & activities, like assemblies and Creekside Art Program
- Events like Halloween Bash, STEM Night, Talent Show, and End-of-Year Party
- Clubs and enrichment activities, like Math Club, Chess Club, Toastmasters, Reflections, and Spelling Bee
- Some financial support for Creekside families

• **Questions? Contact**  
**[creeksideptsapresident@gmail.com](mailto:creeksideptsapresident@gmail.com)**

Creekside Elementary

**PTSA**<sup>®</sup>

*everychild. one voice.*<sup>®</sup>



# Creekside Facts

- Approximately 560 students
- School was built in 2010
- Colors: Blue, Silver, Brown
- Mascot: Otter (Ollie the Otter)



# What does Kindergarten look like at Creekside?

- Approximately 18 students per class
- 4 teachers
- Students have reading, writing, math, science/social studies, and purposeful play every day
- Each week, students have 2 classes of physical education (PE), 2 classes of music, and one library class.





# Kindergarten Day

- All students get Full Day
  - 9:15 am - 3:40 pm on Mondays, Tuesdays, Thursdays, and Fridays
  - 9:15 am - 1:30 pm on Wednesdays
- If you want Half Day - indicate on online enrollment
  - 9:15 am - 12:15 pm on Mondays, Tuesdays, Wednesdays, Thursdays, and Fridays





## Kindergarten Readiness

### Independence and Health Skills to Develop Before Starting School

- ✓ Uses the toilet, washes hands, and blows nose independently
- ✓ Packs backpack and puts on coat and shoes independently
- ✓ Opens snack and food containers and eats independently
- ✓ Start a consistent bedtime and morning routine before school starts







All children grow at their own pace. They all have unique strengths and skills to work on!

Use this as a guide to identify opportunities to learn and grow. Students will continue to work on these skills in kindergarten!

## Social and Emotional Development


- Shares ideas and takes turns
- Names or identifies feelings
- Keeps trying when things feel hard and asks for help, if needed 
- Suggests solutions to problems

## Language and Communication


- Uses words to express wants, needs, thoughts, and feelings
- Remembers and retells an experience
- Takes turns in conversations 
- Follows one and two-step directions

If you have concerns about your child's development, talk to your preschool teacher, pediatrician, or contact Issaquah ChildFind at 425-837-7197 [Childfind@issaquah.wednet.edu](mailto:Childfind@issaquah.wednet.edu)

## Early Literacy

- Enjoys stories and knows how to turn pages in a book
- Knows some letters and letter sounds
- Writes the letters in their first name
- Claps syllables in words and engages in rhyming activities 
- Holds a pencil with 3-point finger grip

## Mathematical Thinking

- Counts 10 items accurately 
- Knows basic colors and shapes
- Sorts objects in different ways
- Compares quantities and uses words such as "more" and "less"





## Set Expectations

- Be a role model by showing your child a positive attitude about school and learning.
- Talk with your child about going to kindergarten and answer any questions they might have.
- Talk about how you expect them to behave at school and the importance of respecting teachers, students, and other staff.

## Practice Skills at Home

- Read to your child and tell stories daily – in English and/or your home language!
- Find the math in daily experiences (count, sort, name shapes, compare object, etc.)! Count or sort toys, laundry, food items...anything and everywhere!
- Teach your child their full name and practice writing their first name.
- Use everyday situations to practice taking turns, sharing, and following routines.
- Get plenty of exercise and spend time outdoors every day!
- Talk about feelings and help with calm-down strategies (such as taking deep breaths or counting). Help them use words to name feelings and solve problems.
- Encourage them to solve problems independently (try different ways). If needed, help them come up with solutions. Celebrate their efforts when they keep trying when things feel hard!



# Kindergarten Timeline

Kindergarten  
Parent Night  
March 5<sup>th</sup>  
(at Creekside)

Kindergarten  
Registration  
March 12-April  
30  
(online)

District  
Kindergarten Night  
March 12  
(via Zoom)

Kindergarten  
Screening  
April/May  
(at Creekside)



# Kindergarten Timeline cont'd

PTSA Kindergarten  
Playdates  
July/August  
(at Ebright Park)

Enrollment  
Verification Process  
(Grades 1-5)  
August  
online

Kindergarten Bus  
Ride Along  
August 12  
(at Issaquah High  
School)


Meet the Teacher  
August 27  
(at Creekside)



# Kindergarten Timeline cont'd

Family Connection Meeting  
(Scheduled during the first 3 days of  
school at Creekside, no school for K  
on the first 3 school calendar days)  
August 28, 29, and September 2

Curriculum Night  
September  
(at Creekside)



First Day of Kindergarten  
September 3





# ♥ Welcome to Kindergarten



**When:** Wednesday, March 12, 2025 from 6:30 to 8:30 pm

**Where:** Zoom – Presentations in English, Español and 普通話 [Register for the event](#)

**Who:** All parents and caregivers of incoming kindergarten students 2025-2026.

**What:** Information will include:

- Kindergarten preparedness
- general school day schedule (lunch and recess)
- classroom general information
- transportation
- immunization
- on-site before and after school care program
- differences between school systems in US vs some other countries



The event is designed for families **new to US public schools.**

If you need interpretation in another language (한국어, 日本語, русский or Tiếng Việt) or have any questions, please contact Lorna Gilmour [gilmourl@Issaquah.wednet.edu](mailto:gilmourl@Issaquah.wednet.edu)



# Kindergarten Registration

- Online through Qmlativ
- March 12-April 30
- Earlier the better!
- Help us spread the word!
- Need help? Contact our registrars!
  - Sarah Auckland: [aucklands@Issaquah.wednet.edu](mailto:aucklands@Issaquah.wednet.edu)
  - Vanessa Targioni: [targioniv@Issaquah.wednet.edu](mailto:targioniv@Issaquah.wednet.edu)



# Online Registration Process

- To enroll a student in kindergarten for the 2025-2026 school year, a child must turn 5 years old by August 31, 2025.
- **Required Documentation:** Parents/Guardians are required to provide, and return, the following documents to their neighborhood school to finish the registration process:
  - Parent identification
  - Proof of birth date (birth certificate or passport)
  - PSE Bill - no older than 30 days.
  - ONE of the following:
    - Home purchase papers or property tax statement
    - Lease/Rental agreement (original) on company letterhead.
    - Notarized verification of proof of residency
- You have successfully completed the kindergarten registration process when the online registration is completed and your neighborhood school has received all required documents.



# April/May - Kindergarten Screeners

- Purpose
  - Assist in making appropriate class placement
  - Baseline/snapshot of PreK skills
  - Letters, sounds, sight words, numbers, counting
- No prep needed
- Quick - 10-15 minutes, on site at Creekside
- Watch for email end of March/beginning of April, once enrollment application is complete



# August 12 – Bus Ride Along

- Visit the ISD Kindergarten Transportation webpage to register!
- **Route Information:** New students registered in the ISD by August 1<sup>st</sup> will be able to get route information by the end of August. Go to the ISD Transportation website for route information.



# Enrollment Verification

- August 2025
- Required for students in grades 1-5
- Incoming Kindergarten student no longer need to complete Enrollment Verification as long as they completed the Kindergarten Registration in March/April.



# Meet the Teacher - Great time to get a picture!

- August 27, 2025
- Typically in the morning
- Students are encouraged to attend
- Drop of school supplies
- Look for more details in our Weekly Bulletin and on our website when it gets closer



# Family Connection Meetings

- An opportunity for families and the child to connect with the classroom teacher.
- During the first 3 days of school for grades 1-5
- August 28, 29, and September 2: Watch for an email in mid-August to sign up
- Grades K-5 teacher names will be available through Qmlativ end of August



# Curriculum Night

- Early September
- Watch for an announcement in the Weekly Bulletin mid-August
- Parent-only event





# Stay Connected!

- Sign up for the Weekly Bulletin
- We utilize text messages and emails to communicate with families. If you are not receiving text messages, you can sign up by texting "yes" or "Y" to the number 67587 from the cell phone number that is listed in your Family Access account.

## Sign Up for the Weekly Bulletin

Thank you for your interest in keeping in touch with the ISD and its schools! Please note, weekly bulletin email lists are updated each Friday, so it may take a few business days for your new subscription to become active. In the meantime, you can check out all District Announcements or District News on their respective webpages. For school information, please visit your school's homepage.

### Need subscription help?

If you have any trouble subscribing to a weekly bulletin or problems with an existing subscription, please send an email describing the issue to [weeklybulletin@issaquah.wednet.edu](mailto:weeklybulletin@issaquah.wednet.edu).

\* Required

Name\*



First Name

Last Name

Email Address\*

Please select all schools you wish to receive the newsletter from.

School District

Issaquah School District

Elementary Schools

- Apollo Elementary
- Briarwood Elementary
- Cascade Ridge Elementary
- Cedar Trails Elementary
- Challenger Elementary
- Clark Elementary
- Cougar Ridge Elementary
- Creekside Elementary

- Discovery Elementary
- Endeavour Elementary
- Grand Ridge Elementary
- Issaquah Valley Elementary
- Maple Hills Elementary
- Newcastle Elementary
- Sunny Hills Elementary
- Sunset Elementary

Middle Schools

- Beaver Lake Middle School
- Cougar Mountain Middle School
- Issaquah Middle School

- Maywood Middle School
- Pacific Cascade Middle School
- Pine Lake Middle School

High Schools

- Gibson Ek High School
- Issaquah High School

- Liberty High School
- Skyline High School

Subscribe




# Additional Information

- School Supplies (on website in August)
- School Lunch (sign up for My School Bucks, menus on district website) - work with your child to memorize their lunch number



# BASC - Otter Club



ISSAQUAH SCHOOL DISTRICT

## SCHOOL AGE CARE SERVING K-5 STUDENTS

The Before and After School Care Program (BASC) provides a positive environment for children to grow socially, emotionally, and intellectually under the guidance of our well-trained team. We offer diverse activities to meet the interests and skill levels of our participants, including STEM, cooperative games, community service learning, art, and cooking.

During out of school time, children will be able to access many areas of our schools, including the gym, playground, and multi-purpose room. In addition to our well stocked club rooms, we provide a designated homework time, morning and afternoon snacks, family nights, enrichment activities, school break care, and summer day camps.



### Days of Operation

Monday – Friday

*School break services are available through a separate registration process*

### Program Hours

6:30 AM – school start

School end – 6:30 PM

*There is no care provided during the school day for ½ day kindergarten students.*

### Locations

All 16 I.S.D.  
elementary schools

### Registration Information

[www.isd411.org](http://www.isd411.org)

*programs and services ->  
before and after school care*

### QUESTIONS?

Email

Michelle Morrison

[morrisonm@issaquah.wednet.edu](mailto:morrisonm@issaquah.wednet.edu)



# Kindergarten Immunization & Health Concerns

- School Nurse: Eryn Belles
  - [bellese@Issaquah.wednet.edu](mailto:bellese@Issaquah.wednet.edu)



# Immunizations & Life-Threatening Health Conditions

*Requirements for Incoming Students*

**2025-26 School Year**




# Proof of Immunization Required

- New students need to provide a **medically verified immunization record** at the time of registration.
- A medically verified record can come directly from:
  - The **Washington State Immunization Information System (WAIS)**.
  - A medical clinic or office where immunizations were given
  - Pharmacy records of immunizations given
  - Another state's or country's formal immunization database
  - Immunizations verified by the State Dept.

# CIS or WAIS Documentation

- A Certificate of Immunization Status (CIS) printed from the (WAIS)
- A physical copy of the State CIS form **with a healthcare provider signature.**
- A CIS printed from MyIR. **myirmobile.com**

 **Certificate of Immunization Status (CIS)** Reviewed by: \_\_\_\_\_ Date: \_\_\_\_\_  
Signed CIS or P&T:  Yes  No

Please print. See back for instructions on how to fill out this form or get it printed from the Washington State Immunization Information System.

Child's Last Name: \_\_\_\_\_ First Name: \_\_\_\_\_ Middle Initial: \_\_\_\_\_ Birthdate (MM/DD/YYYY): \_\_\_\_\_

I give permission for my child's school/child care to add immunization information into the Immunization Information System to help the school maintain my child's record.  Conditional Status: Only I acknowledge that my child is entering school/child care in conditional status. The my child to remain in school, I must provide request of documentation of immunization by established deadlines. See back for guidance on conditional status.

Parent/Guardian Signature: \_\_\_\_\_ Date: \_\_\_\_\_ Parent/Guardian Signature Required if Starting in Conditional Status: \_\_\_\_\_ Date: \_\_\_\_\_

Required to School - *Required/Child Care Provider	MM/DD/YY	MM/DD/YY	MM/DD/YY	MM/DD/YY	MM/DD/YY	MM/DD/YY	MM/DD/YY	MM/DD/YY
<b>Required Vaccines for School or Child Care Entry</b>								
••• DTaP (Diphtheria, Tetanus, Pertussis)								
••• Tdap (Tetanus, Diphtheria, Pertussis) (grade 5)								
••• DT or Td (Tetanus, Diphtheria)								
••• Hepatitis B								
• Hib (Haemophilus influenzae type b)								
••• IPV (Polio) (see combination of IPV/OPV)								
••• OPV (Polio)								
••• MMR (Measles, Mumps, Rubella)								
••• MCV/PPSV (Pneumococcal)								
••• Varicella (Chickenpox)								
••• History of disease marked by DR								
<b>Recommended Vaccines (Not Required for School or Child Care Entry)</b>								
••••• IPV (Polio)								
••••• Hib (Haemophilus influenzae type b)								
••••• Hepatitis A								
••••• OPV (Oral Poliovirus Vaccine)								
••••• MCV/PPSV (Pneumococcal) (ages 65 to 74)								
••••• Shingles (Herpes zoster type 9)								

**Documentation of Disease Immunity (Health care provider use only)**

If the child entered on this CIS has a history of varicella (chickenpox) disease or was disease immunity by blood test (titer), it must be certified by a health care provider.

I certify that the child entered on this CIS has:  
 A verified history of varicella (chickenpox) disease.  
 Laboratory evidence of immunity (titer) to disease(s) marked below.

<input type="checkbox"/> Diphtheria	<input type="checkbox"/> Hepatitis A	<input type="checkbox"/> Hepatitis B
<input type="checkbox"/> Hib	<input type="checkbox"/> Measles	<input type="checkbox"/> Mumps
<input type="checkbox"/> Rubella	<input type="checkbox"/> Tetanus	<input type="checkbox"/> Varicella

\*Polio (all 3 antigens must show immunity)

Health Care Provider Signature: \_\_\_\_\_ Date: \_\_\_\_\_

Health Care Provider or School Official Name: \_\_\_\_\_ Signature: \_\_\_\_\_ Date: \_\_\_\_\_  
If needed by school or child care staff the medical immunization records must be attached to this document.

# Required Immunizations for K-6 Students

- 5 doses of DTaP (diphtheria, tetanus & pertussis) given in the appropriate time frames
  - 1 Tdap for students 7th grade and above
- 3 doses of Hepatitis B, given in the appropriate time frames
- 4 doses of polio (IPV) given in a specific time frames
- 2 doses of MMR (measles, mumps and rubella) given in the appropriate time frames
- 2 doses of varicella given in the appropriate time frames



# Missing Doses

- If students are missing doses, they will need to get **all the doses they are eligible** to receive **before** starting school.
- They can then attend school in a **Conditional Status** until the minimum valid date of the next vaccine is reached.
- They then have 30 calendar days to turn in documentation of having received the dose.
- This continues on until all vaccines have been administered and documented.

## Example

- If a child has all their immunizations except the 2-dose MMR series, and they get dose 1 of MMR the day before school starts (and it is documented with the school that day) the child can enter school because...
  - Dose 2 of the MMR cannot be given until 28 days after the first dose.
  - Beginning on day 29 after the first dose, the child has 30 days to get MMR dose #2.


# Exemptions

## Parent and Child's Provider signatures

- Medical Exemption
- Philosophical/Personal Exemption
- Religious Exemption

## Religion restricting care from medical professional

- Religious Membership Exemption



### Certificate of Exemption—Personal/Religious

For School, Child Care, and Preschool Immunization Requirements

Child's Last Name: \_\_\_\_\_ First Name: \_\_\_\_\_ Middle Initial: \_\_\_\_\_ Birthdate (MM/DD/YYYY): \_\_\_\_\_

**NOTICE:** A parent or guardian may exempt their child from the vaccinations listed below by submitting this completed form to the child's school and/or child care. A person who has been exempted from a vaccination is considered at risk for the disease or diseases for which the vaccination offers protection. An exempted child/student may be excluded from school or child care settings and activities during an outbreak of the disease that they have not been fully vaccinated against. Vaccine-preventable diseases still exist, and can spread quickly in school and child care settings. Immunization is one of the best ways to protect people from getting and spreading diseases that may result in serious illness, disability, or death.

**Personal/Philosophical or Religious Exemption**  
 I am exempting my child from the requirement my child be vaccinated against the following disease(s) to attend school or child care. (Select an exemption type and the vaccinations you wish to exempt your child from):

PERSONAL/PHILOSOPHICAL EXEMPTION*			
<input type="checkbox"/> Diphtheria	<input type="checkbox"/> Hepatitis B	<input type="checkbox"/> Hib	<input type="checkbox"/> Pneumococcal
<input type="checkbox"/> Polio	<input type="checkbox"/> Pertussis (whooping cough)	<input type="checkbox"/> Tetanus	<input type="checkbox"/> Varicella (chickenpox)
<i>*Measles, mumps, or rubella may not be exempted for personal/philosophical reasons per state law</i>			
RELIGIOUS EXEMPTION			
<input type="checkbox"/> Diphtheria	<input type="checkbox"/> Hepatitis B	<input type="checkbox"/> Hib	<input type="checkbox"/> Pneumococcal
<input type="checkbox"/> Polio	<input type="checkbox"/> Pertussis (whooping cough)	<input type="checkbox"/> Tetanus	<input type="checkbox"/> Varicella (chickenpox)
<input type="checkbox"/> Measles	<input type="checkbox"/> Mumps	<input type="checkbox"/> Rubella	

**Parent/Guardian Declaration**  
 One or more of the required vaccines are in conflict with my personal, philosophical, or religious beliefs. I have discussed the benefits and risks of immunizations with the health care practitioner (signed below). I have been told if an outbreak of vaccine-preventable disease occurs for which my child is exempted, my child may be excluded from their school or child care for the duration of the outbreak. The information on this form is complete and correct.

X \_\_\_\_\_  
 Parent/Guardian Name (print) Parent/Guardian Signature Date

**Health Care Practitioner Declaration**  
 I have discussed the benefits and risks of immunizations with the parent/legal guardian as a condition for exempting their child. I certify I am a qualified MD, ND, DO, ARNP, or PA licensed in Washington State.

X \_\_\_\_\_  
 Licensed Health Care Practitioner Name (print) Licensed Health Care Practitioner Signature Date

MD  ND  DO  ARNP  PA Washington License # \_\_\_\_\_

---

**RELIGIOUS MEMBERSHIP EXEMPTION**  
 Complete this section ONLY if you belong to a church or religion that objects to the use of medical treatment. Use the section above if you have a religious objection to vaccinations but the beliefs or teachings of your church or religion allow for your child to be treated by medical professionals such as doctors and nurses.

**Parent/Guardian Declaration**  
 I am the parent or legal guardian of the above-named child. I affirm I am a member of a church or religion whose teaching does not allow health care practitioners to give medical treatment to my child. I have been told if an outbreak of vaccine-preventable disease occurs for which my child is exempted, my child may be excluded from their school or child care for the duration of the outbreak. The information on this form is complete and correct.

X \_\_\_\_\_  
 Parent/Guardian Name (print) Parent/Guardian Signature Date

# Is My Kindergartener Too Young?

Children can receive their school immunizations at age 4. Contact your healthcare provider to schedule your appointment.



# Where Can I Get My Child Immunized?

- Your child's healthcare provider
- WithinReach, Family Health Hotline:  
800-322-2588  
<http://www.withinreachwa.org/>
- Community Health Access Program:  
206-284-0331 or 800-756-5437  
<https://kingcounty.gov/en/dept/dph/health-safety/health-centers-programs-services/access-outreach-program/community-health-access-program>
- Your school nurse is a resource for you if you need assistance



# SUMMARY of IMMUNIZATION INFORMATION

- Your student may register for school, **but MAY NOT attend school until provider-verified immunizations** have been received and validated by the school nurse.
- The child must have all immunizations they are eligible to receive prior to starting school.
- Or there is a **Certificate of Exemption** on file signed by the parent AND the licensed healthcare provider.



# Notify the School if your Child has a Life-Threatening Health Condition such as:

- Allergy requiring an EpiPen™
- Insulin-dependent Diabetes
- Severe Asthma
- A Seizure disorder
- A Cardiac condition
- Adrenal Insufficiency
- Other conditions

# Why does the school need to know?

- If your child has a life-threatening condition, **WA state law** says there must be an **emergency care plan and any associated medication** in place in the school building **before the child can attend school**.
- This is to keep the student safe in the event they experience a medical emergency during the school day.
- If your child has a life-threatening condition, let the school nurse know:
  - School Care Plan signed by provider, parent and RN
  - Medication prescribed by provider with ISD paperwork



# Questions?

Nurse Contact Info:

**Eryn Belles, RN**

**Office: 425-837-5204**

**Email: [bellese@issaquah.wednet.edu](mailto:bellese@issaquah.wednet.edu)**



**ISSAQUAH**  
**SCHOOL DISTRICT 411**

## Tips to Start the Year Happily!



### Teacher Communication

- Email: allow 48 hour window for response
- Classroom Phones: before & after school (numbers on website – will not answer/check messages while teaching)
- Clever: Check for information and resources
- Newsletters: sent bi-weekly



## Tips to Start the Year Happily!

10

### Office Communication

**Office Staff:** Sarah, Vanessa, and Paige

- Creekside: **425-837-5200**. Call between 8:30 AM – 4:30 PM
- Notify the office of all absences. The best way is to **call** the attendance line OR **email** Creekside Attendance email and cc the teacher (include your name, your child's name, the date, and the reason for the absence).
- If your child is absent and the office has not been notified then you will receive a call
- Volunteers **MUST** have completed the background check, check in at the office and wear a volunteer sticker.





## Tips to Start the Year Happily!



### Daily Enrichment

Enrichment activities happen mostly in the afternoon

**PE:** Appropriate clothes and closed toe shoes required, 2X a week

**Library:** Return books on library day or your child will have to wait a week to check out another book. Damaged or lost books must be paid for by family, 1X a week

**Music:** Students will enjoy learning a wide range of musical skills, 2X a week, concert in the spring

**Purposeful Play:** Science, STEM, Social Emotional Growth





## Tips to Start the Year Happily!



### Snack

- Students will have a snack time each day.
- Students bring their own snack. No Sharing!
  - Provide a simple, healthy, nut free snack.
- Pack separately from lunch

\*\*Make sure your child can access their snack on their own.\*\*





## Tips to Start the Year Happily!



### Lunch

#### School Lunch:

- If buying, add money to their account online.
- Students make choices when arrive at school.
- Please help them at home decide what they want that day. Lunch menus found on ISD website.

#### Lunch from Home:

- Label your child's lunchbox with their first and last name.
- Be sure to send containers your child can open on their own.





## Tips to Start the Year Happily!

# 6

## Restrooms

- Students are allowed to use the restrooms as needed throughout the day.
- Accidents can happen and in that case your child is sent to the health room for a change of clothes. Please keep an extra set of clothes in their backpack.
- Teach your child how to use a public restroom (urinals included)





## Tips to Start the Year Happily!



### Lost & Found

- To help prevent things from getting lost, be sure to put your child's name on everything!
- Lost and Found is located downstairs by the main stairwell. Please check it regularly, as we donate left items several times throughout the year.







## Tips to Start the Year Happily!



### Foster Independence

#### Lunch/Snack:

- Have your child practice opening and closing commonly used containers and food items

#### Car:

- Have your child practice unbuckling and buckling seatbelt/car seat buckle
- Child must exit right/passenger side of car

#### Clothes:

- Have your child practice tying shoes, zipping zippers, buttoning, etc.
- Opening/closing backpacks and taking on and off





## Tips to Start the Year Happily!

# 3

## Nervousness

- Remind your child that each day will be fun as they learn new things and make new friends. Build them up with positivity!
- Quick goodbyes work best, even if there are tears.
- Watch for signs of stress... please let your teacher know
  - Sore stomach
  - Sleeplessness
  - Changes in behavior/ attitude





## Tips to Start the Year Happily!



### Zzzz... Bedtime

August - set a routine:

- It is important for your child to be alert and ready to learn each day. Set a bedtime, practice it and be consistent.
- Read a book before bed



## Tips to Start the Year Happily!

1

### Enjoy Your Summer!

- Have a great summer!
- Focus on being a kid
- Read together



Thank you for coming!

- Online registration and emailed packet information due by April 30
- Email fillable forms back as soon as you can
- Reminder – upload driver's license, immunization form, transportation form and bring any documents not uploaded when you come for your assessment in May.



Come see a Kindergarten  
Classroom!

