

Bridges in Mathematics Grade 1

Unit 5: Geometry

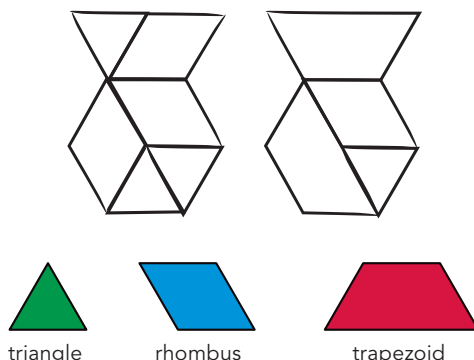
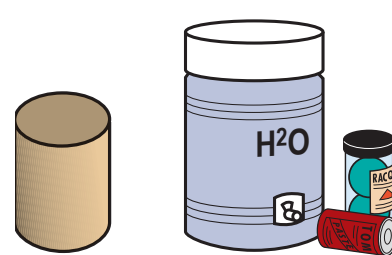
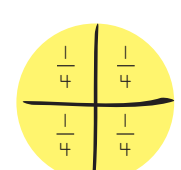

In this unit your child will:

- Identify, name, describe, and compare 2- and 3-D shapes based on their defining features
- Draw 2-D shapes and build 3-D shapes
- Use two or more geometric shapes to create a new composite shape or figure
- Split whole shapes into 2, 3, or 4 equal parts called halves, thirds, or fourths/quarters



Your child will practice these skills by solving problems like those shown below.

PROBLEM	COMMENTS
<p>Circle the rectangles below.</p>	<p>In this unit students explore how shapes are defined by certain attributes. For example, a rectangle has 4 sides and 4 square corners (right angles), regardless of the length of its sides or its orientation. The square at the bottom left is a special kind of rectangle, one with 4 sides that are all the same length. The shape in the middle of the top row is also a rectangle, regardless of its tilted position, because it too has 4 sides and 4 square corners.</p>
<p>Use the clues to find the correct shape:</p> <p>a. The shape has 4 sides. b. The sides are different lengths. c. The shape does not have square corners.</p>	<p>Students use clues to identify examples of 2-D shapes. After clue a, the student crossed out the shapes that did not have 4 sides. After clue b, he crossed out the square, because its sides are all the same length. After clue c, he circled the trapezoid because it is the only shape that matches all the clues. It has 4 sides; its sides are different lengths; and it does not have square corners.</p>

PROBLEM	COMMENTS
<p>Trace the pattern blocks to show two ways to fill in this shape.</p>  <p>triangle rhombus trapezoid</p>	<p>Students use pattern block shapes to create new composite shapes. In the first example, the shape is filled in with 3 rhombuses and 3 triangles. In the second example 2 trapezoids, 1 rhombus, and 1 triangle are used. There are many ways to fill in the shape using these pattern block shapes. When students consider those different ways, they are thinking about the relationships among the shapes. How do the angles of the different shapes fit together? How many triangles fit in a trapezoid? What is the area of each of the shapes?</p>
<p>Find things that are shaped like a cylinder.</p> 	<p>Geometric shapes surround our students. The homes they live in, the schools they attend, the toys they play with, and the foods they eat are three-dimensional shapes. Students go on a 3-D shape hunt looking for shapes in their environment.</p>
<p>Draw lines to show how 4 people can share a pizza.</p>  <p>How can you cut a sandwich in 2 equal parts or halves?</p> 	<p>Students explore ways to split shapes into equal parts or shares. This sets a foundation for understanding fractions. In this unit, students use paper shapes to represent sharing a sandwich and later a pizza. First graders relate well to food and fractions since often their first experience with fractions is sharing a treat with a sibling or friend. They learn that there is often more than one way to split a shape into equal parts, as shown. Students learn to describe the parts as halves, thirds, fourths, and quarters and to read and write the fraction notation ($\frac{1}{2}$, $\frac{1}{3}$, $\frac{1}{4}$).</p>

FREQUENTLY ASKED QUESTIONS ABOUT UNIT 5

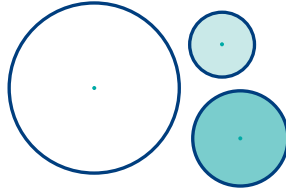


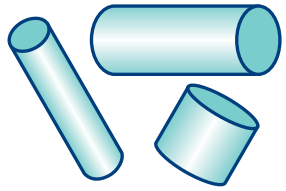
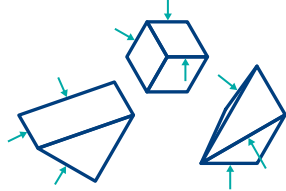
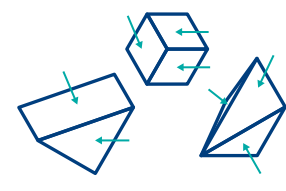

Q: I can't remember what so many of the geometry words mean. Where can I go for help?

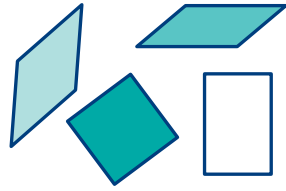


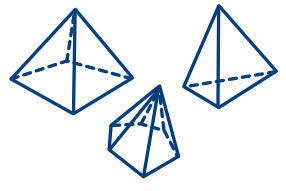

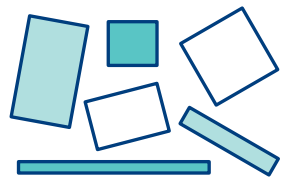
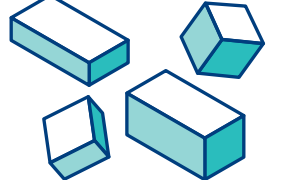
A: These geometry words let us name shapes and talk about them in precise ways. See the attached Geometry Vocabulary Terms for a refresher.

Q: My child calls 3-D objects by 2-D names. Why is this, and how can I help?

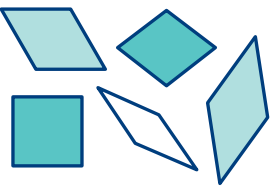
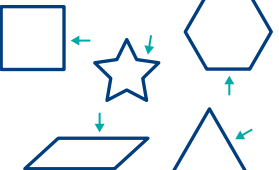
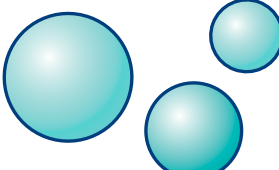
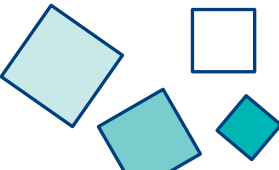

A: Children are generally taught the names of two-dimensional shapes early on in their preschool years. When looking at 3-D items, first graders are likely to talk about the faces of the objects, and will most likely refer to the sphere and cylinder as circles, the cube as a square, and so on. Help your child recognize the similarities and differences. For example, just as a square is a rectangle with equal side lengths, a cube is a rectangular prism with equal edge lengths. Learning the correct terms consistently both models the language of geometry accurately and avoids future misconceptions.



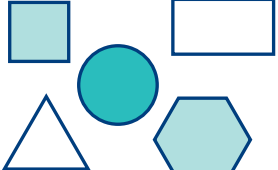
GEOMETRY VOCABULARY TERMS *page 1 of 2*

<p>circle a two-dimensional (flat) shape made by drawing a curve that is always the same distance from a point called the center</p>	
<p>cone a three-dimensional shape (solid) with a circular or elliptical base and a curved surface that tapers to the vertex</p>	
<p>cube a three-dimensional shape (solid) whose 6 faces are all squares</p>	
<p>cylinder a three-dimensional shape (solid) with one curved surface and two congruent flat ends that are circular or elliptical</p>	
<p>edge the line along which 2 faces of a three-dimensional shape (solid) meet</p>	
<p>face a flat surface of a three-dimensional shape (solid)</p>	
<p>hexagon a two-dimensional (flat) shape with 6 sides</p>	

<p>parallelogram a two-dimensional (flat) shape with 4 sides, with both pairs of opposite sides parallel</p>	
<p>pentagon a two-dimensional (flat) shape with 5 sides</p>	
<p>polygon a two-dimensional (flat) shape with 3 or more sides</p>	
<p>pyramid a three-dimensional shape (solid) that has a base with 3 or more sides, and has triangular faces that meet at a point</p>	
<p>quadrilateral a two-dimensional (flat) shape with 4 sides</p>	
<p>rectangle a two-dimensional (flat) shape with 2 pairs of parallel sides (4 sides total) and 4 right angles</p>	
<p>rectangular prism a three-dimensional shape (solid) whose 6 faces are all rectangles</p>	

GEOMETRY VOCABULARY TERMS *page 2 of 2*

<p>rhombus a two-dimensional (flat) shape with 4 congruent sides</p>	
<p>side a line segment that, with other line segments, form a two-dimensional (flat) shape</p>	
<p>sphere a three-dimensional shape (solid) constructed so that every point of the surface is the same distance from a point called the center</p>	
<p>square a two-dimensional (flat) shape with 4 congruent sides and 4 right angles</p>	
<p>three-dimensional (3-D) shape a solid shape with depth, width, and height; a shape that has volume</p>	

<p>triangle a two-dimensional (flat) shape with 3 sides</p>	
<p>triangular prism a three-dimensional shape (solid) with 2 triangular bases and 3 rectangular faces</p>	
<p>two-dimensional (2-D) shape a flat shape with length and width; a shape that has area but not volume</p>	
<p>vertex or corner the point at which the sides of a two-dimensional (flat) shape or the edges of a three-dimensional shape (solid) intersect</p>	