

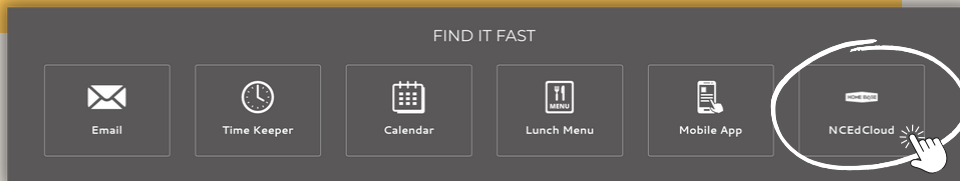
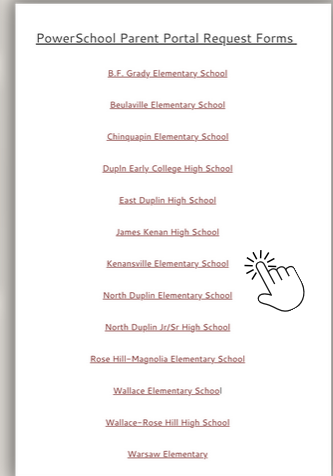
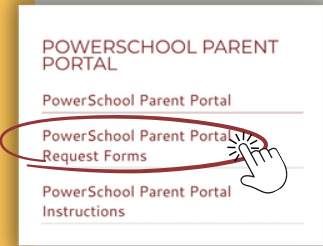
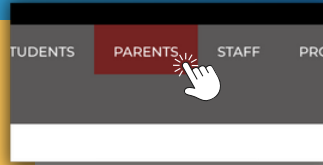
# PowerSchool Parent Portal




Provides parents with access to real-time information including attendance, grades, and assignments!

## Signing Up!

- Navigate to the Duplin County Schools Website: [www.duplinschools.net](http://www.duplinschools.net)
- Click on the “**Parent**” menu option at the top of the page.
- Click on the “**PowerSchool Parent Portal**” in the menu list.
- On the left side menu, click on the “**PowerSchool Parent Portal Request Forms**”
- Click on your child’s school.
- Fill out form with accurate information and submit.
- Your child’s school data manager will contact you by your preferred contact information with username and password for PowerSchool Parent Portal.



## Accessing PowerSchool Parent Portal

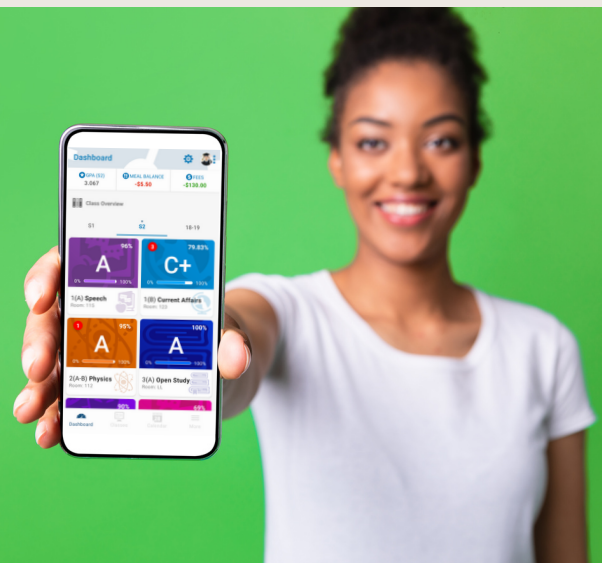


- Navigate to your child’s school website. Scroll down to the “**Find It Fast**” menu.
- Click on the “**NCEdCloud**” icon. Then click on the “**PowerSchool Parent Portal**” icon.
- In the password field enter the word **Duplin310#** . Then, select “**Sign In**”.
- Enter **Duplin310#** in the “**current password**” field.
- Enter your preferred password in the “**new password**” and “**Re-enter new password**” fields. The password must match and meet the criteria listed in the blue box.

## Get The PowerSchool Mobile App!

Search for PowerSchool Mobile in your mobile app store to check your child’s progress from anywhere!

**Access Code: GGDX**



**Scan for more information!**