



2022-23 Tolar ISD Annual Report

Board of Trustees Public Hearing: January 25, 2024

Tolar ISD 2022-2023 Annual Report

Texas Education Code §39.306 requires each district to:

- Publish an Annual Report
- Hold a public hearing of the Annual Report
- Widely disseminate the Annual Report throughout the district

The complete Annual Report is available at the following locations:

- [TISD website](#)
- Tolar ISD Administration Office

Components of the Annual Report

- 2022-23 District Accreditation Status
- 2022-23 TAPR: Texas Academic Performance Report *As of December 2023, the TAPR does not include A-F ratings, Distinction Designations, or Special Education Determination Status*
- PEIMS Financial Report
- Campus Performance Objectives
- Report on Violent or Criminal Incidents on Campuses
- Student Performance in Postsecondary Institutions
- Progress Toward Board-adopted HB 3 Goals
- 2022-23 TAPR Glossary

Accreditations and Ratings Summary

ACCREDITATION STATUS

[2022-2023 Accreditation Status](#)

Accredited

[2022-2023 FIRST Rating](#)

A = Superior Achievement

2023 District Accountability Rating

Not Provided

2023 Special Education Determination Status

Not Provided

TAPR: Texas Academic Performance Report



2022-2023 TAPR

[Tolar ISD TAPR](#)

[Tolar High School TAPR](#)

[Tolar Junior High TAPR](#)

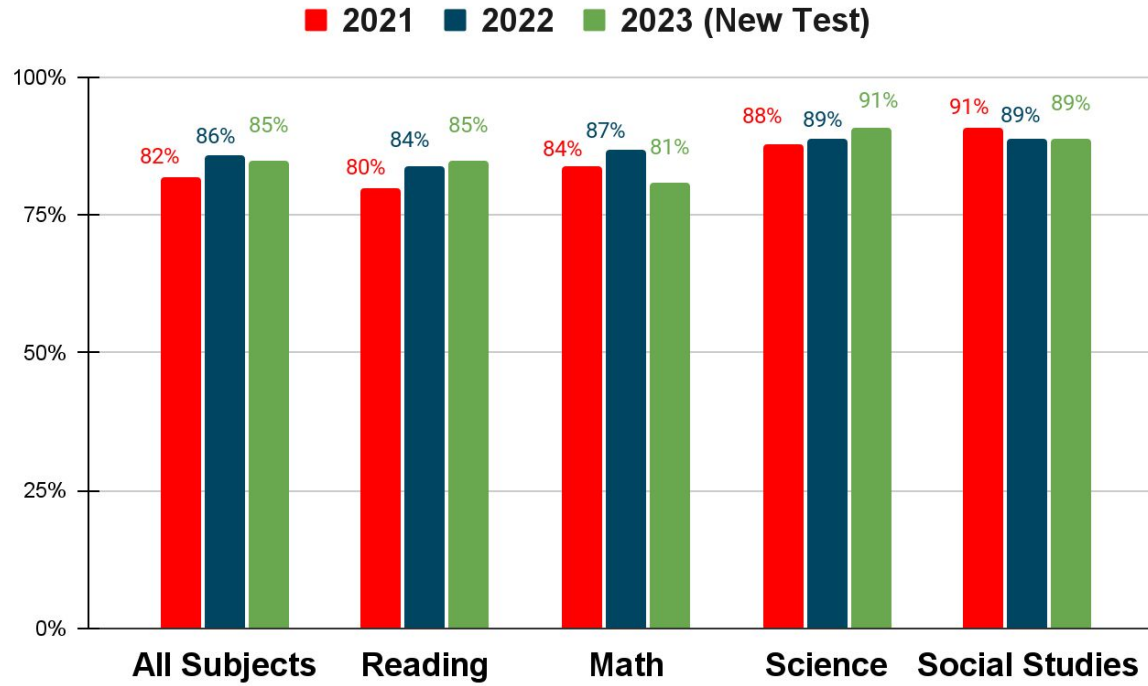
[Tolar Elementary TAPR](#)

2022–2023 District Snapshot (TAPR)

- District Number – 111903
- Region – 11
- 2022–2023 Enrollment – 873
- 2023 Accountability Ratings: Not provided
- 2023 Special Education Determination Status: Not provided
- 2023 Distinction Designations: Not provided

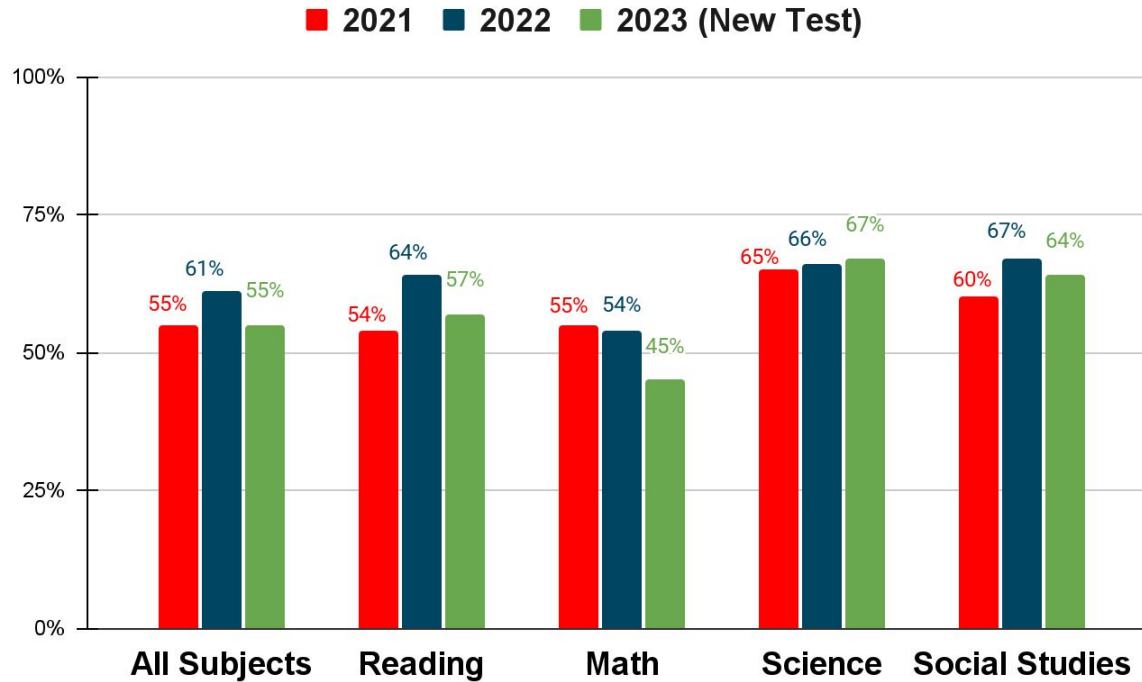
STAAR Performance

% Approaches Grade Level or Above



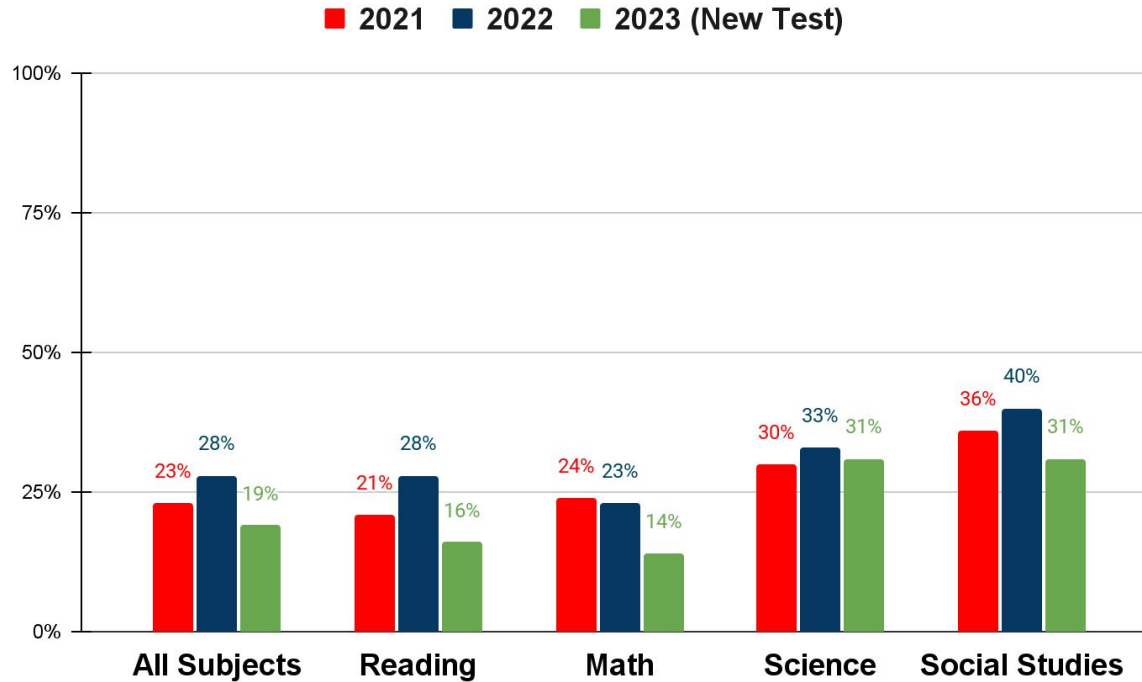
STAAR Performance

% Meets Grade Level or Above

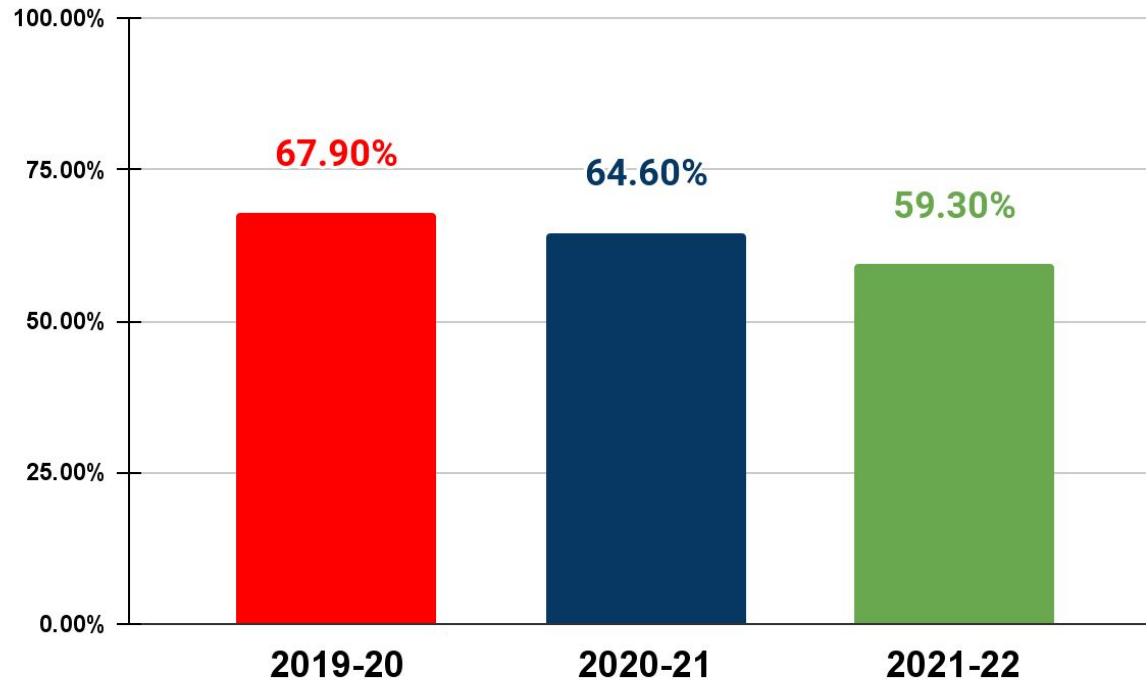


STAAR Performance

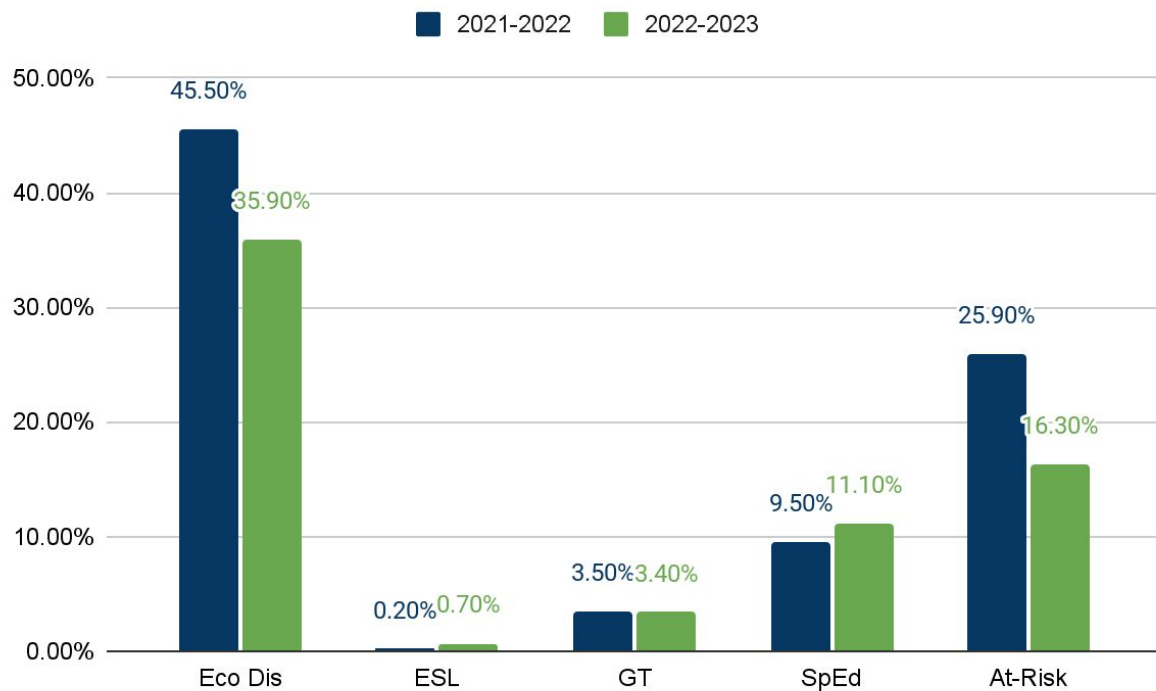
% Masters Grade Level or Above



CCMR – College, Career, or Military Ready (Annual Graduates)

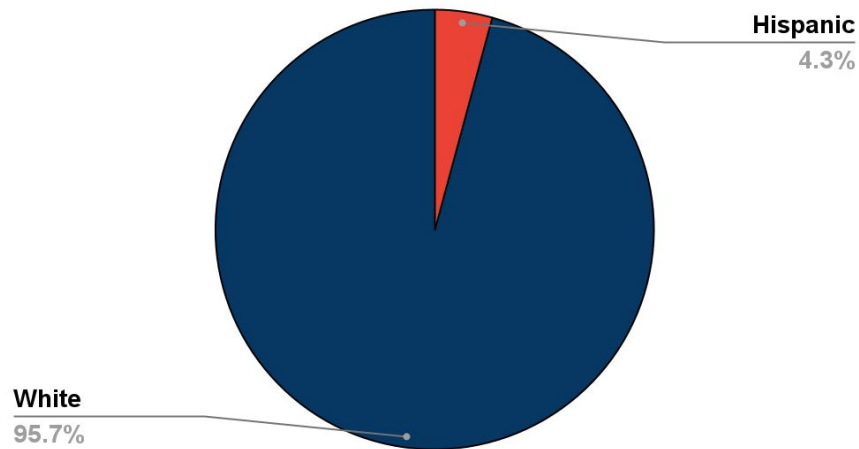


Student Profile

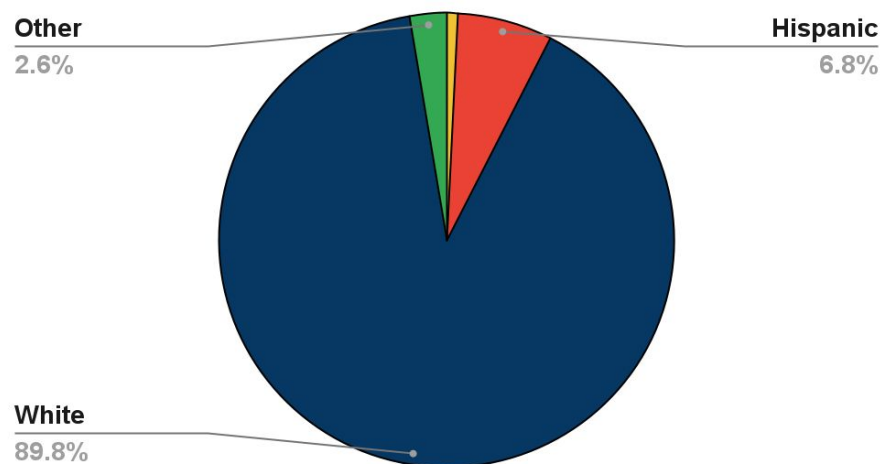


2022-2023 Ethnicity

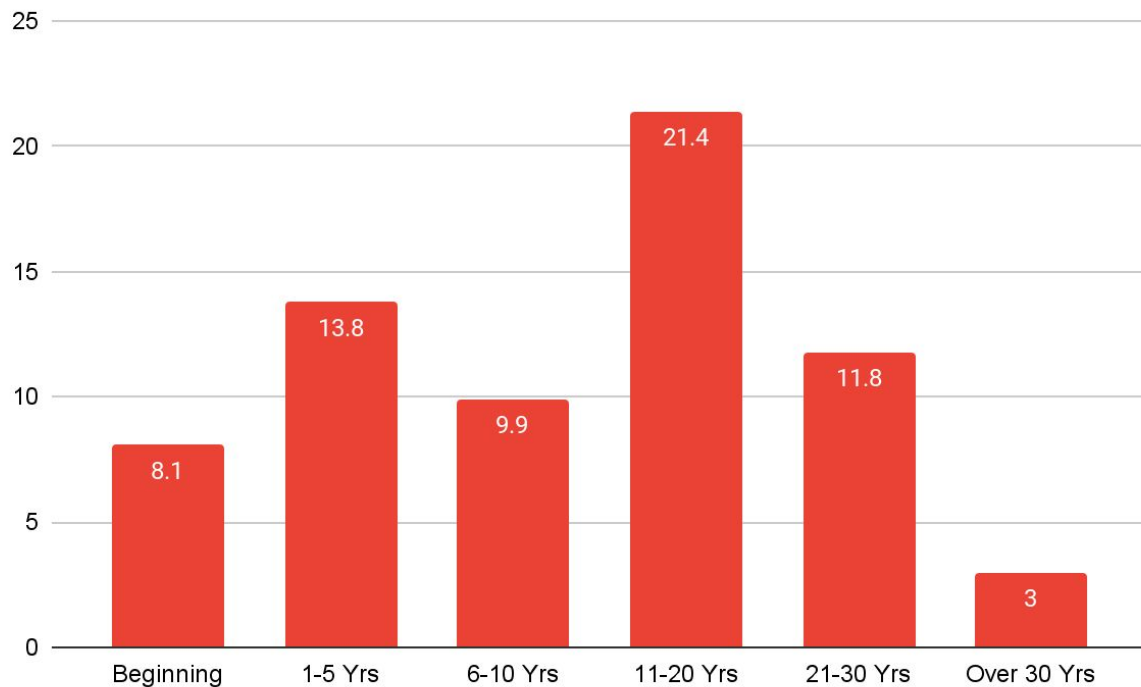
Teachers



Students



2022-23 Number of Teachers by Years of Experience



PEIMS Financial Standard Report

2021-2022 is the most recent year for which these data are available

2021-2022 Actual Financial Data (District):

- Revenues
- Expenditures
- Disbursements
- Tax Rates
- Fund Balance

2021-2022 Actual Financial Data (Campus):

- Expenditures by Object
- Expenditures by Function
- Program Expenditures by Program
 - [Tolar Elementary](#)
 - [Tolar Junior High](#)
 - [Tolar High School](#)

Campus Performance Objectives

- Campus Improvement Plans (CIP)
 - Each campus has developed and is implementing a CIP.
 - Each CIP includes performance objectives (approved by the Board) that are based on data analysis and needs assessments.
 - Each campus periodically measures progress toward its performance objectives
 - CIPs are posted on the district's website and are available for review at the district's central office or at the applicable campus.

[2023-2024 Tolar High School Campus Improvement Plan](#)

[2023-2024 Tolar Junior High Campus Improvement Plan](#)

[2023-2024 Tolar Elementary Campus Improvement Plan](#)

[2023-2024 Tolar ISD Improvement Plan](#)

Violent or Criminal Incident Report

- TEC Section 39.306 requires each district to publish, as part of its Annual Report, a report on violent or criminal incidents that occur at each campus
- Tolar ISD had 0 violent or criminal incidents in 2022-23

Tolar ISD				
2022-23 School Year Report on Violent or Criminal Incidents Student Disciplinary Action Incident Counts by Reason Code <small>(To comply with FERPA, data are masked if the number of students involved is less than 5)</small>				
Reason Code	Description	111903001	9-digit campus #	9-digit campus #
		TOLAR H S		
11	Used, exhibited, possessed firearm	0		
12	Used, exhibited possessed illegal knife	0		
13	Used, exhibited, possessed illegal club	0		
14	Used, exhibited, possessed prohibited weapon	0		
16	Arson	0		
17	Murder, capital murder, criminal attempt to commit murder/capital murder	0		
18	Indecency with a child	0		
19	Aggravated kidnapping	0		
29	Aggravated assault against school district employee/volunteer	0		
30	Aggravated assault against non-employee/volunteer	0		
31	Sexual assault/aggravated sexual assault against school district employee/volunteer	0		
32	Sexual assault/aggravated sexual assault against non-employee/volunteer	0		
36	Felony controlled substance violation	0		
37	Felony alcohol violation	0		
46	Aggravated robbery	0		
47	Manslaughter	0		
48	Criminally negligent homicide	0		
49	Engages in deadly conduct	0		
57	Continuous Sexual Abuse of Young Child or Children	0		
Total Incidents		0	0	0
Student Enrollment (Fall 2022 PEIMS Snapshot)		284		
Incident Rate		0.0%		
The Reason Codes listed in this table are the PEIMS/TSDS Action Reason Codes applicable to mandatory expellable incidents that TEA uses in its methodology for identifying Persistently Dangerous Schools as required under the Unsafe School Choice Option (USCO) described in Section 8532 of ESSA.				
For information concerning school violence prevention and violence intervention policies that the district is using to protect students, please refer to the District's Student Code of Conduct and School Board Policies (both of which are available on the District's webpage and at all campuses and at the District's Central Administrative Offices).				

Student Performance in Postsecondary Institutions

- TEC Section 39.306 requires each district to publish, as part of its Annual Report, a report on **student performance in postsecondary institutions** during the **first year enrolled after graduation from high school**
- These data are compiled by the Texas Higher Education Coordinating Board (THECB)
- The most current report is for [2021-22 High School Graduates](#)
 - Student performance is measured by the Grade Point Average (GPA) earned by 2021-22 high school graduates who attended public four-year and two-year institutions of higher education in fiscal year 2022

TOLAR ISD	111903	WEATHERFORD COLLEGE (003664)	12
		TARLETON STATE UNIVERSITY (003631)	8
		Other Pub/Ind 4-yr Institution (6)	10
		Other Pub/Ind 2-yr Institution (4)	5
		Not found	19
		Total high school graduates	54

Progress Toward Meeting Board-adopted HB 3 Goals

- [Early Childhood Literacy and Mathematics Proficiency Plan](#)
- [CCMR Plan](#)

TAPR Glossary

- Each year, TEA prepares and publishes a TAPR Glossary
- The TAPR Glossary provides definitions, describes methodologies, and lists sources for each data point in the TAPR
- <https://rptsr1.tea.texas.gov/perfreport/tapr/2023/glossary.pdf>

2022–23 Texas Academic Performance Report (TAPR) Glossary

Cover Page

Currently, the TAPR does not include scale scores, A–F ratings, Distinction Designations, or Special Education Determination Status. The initial release does not include the Campus or District 2023 Accountability Reports. The issuance of the A–F ratings under 2023 rule is pending and subject to change.

2023 Armed Services Vocational Aptitude Battery (ASVAB) Test (Career Exploration) (districts serving grades 10–12): Senate Bill 1843 requires that each school year, each school district and open-enrollment charter school provide students in grades 10–12 the opportunity to take the ASVAB and consult with a military recruiter.

STAAR: A comprehensive testing program for public school students in grades 3–8 or high school courses with end-of-course (EOC) assessments. The STAAR program is designed to measure to what extent a student has learned, understood, and is able to apply the concepts and skills expected at each grade level or after completing each course for which an EOC assessment exists. Each STAAR assessment is linked directly to the Texas Essential Knowledge and Skills (TEKS). The TEKS are the state-mandated content standards that describe what a student should know and be able to do upon completion of a course. For more information on the TEKS, see the Texas Essential Knowledge and Skills website at <http://tea.texas.gov/curriculum/teks/>.

Other Important Information:

STAAR (with and without accommodations) and STAAR Alternate 2. The TAPR and the Texas Performance Reporting System (TPRS) include performance on STAAR and STAAR Alternate 2.

Spanish STAAR. All STAAR assessments in grades 3, 4, and 5 are available in both English and Spanish. The TAPR and the TPRS include performance on the Spanish STAAR.

Rounding of STAAR results. STAAR performance shown on the TAPR and TPRS is rounded to whole numbers. For example, 49.877% is rounded to 50%; 49.4999% is rounded to 49%; and 59.5% is rounded to 60%.

Masking. STAAR performance rates are masked when necessary to comply with FERPA. For more information, see the Explanation of Masking at <https://rptsr1.tea.texas.gov/perfreport/tapr/2023/masking.html>.

STAAR Performance (2022–23)

The STAAR Performance section displays performance results by grade, subject and performance level for students in the accountability subset, which are students enrolled in the same district/campus on both the snapshot date (PEIMS October snapshot) and the testing date. The STAAR Performance–All Students section of the TPRS displays STAAR performance by grade, subject, and performance level and includes all students tested, regardless of whether they were in the accountability subset.

Resources and Availability of Annual Report

- The District's TAPR is posted on the district's website:
<https://www.tolarisd.org/district-information/district-information/state-and-federal-reports/texas-academic-performance-reports>
- Paper copies will also be available at the district's central office and on each campus in the district
- For questions or more information, contact:

Name	Kristen Carey
Position	Assistant Superintendent
Phone	254-835-4718
Email	kcarey@tolarisd.org