




## All About WASFA

The **Washington Application for State Financial Aid (WASFA)** is the first step to apply for **financial aid** for some students who are **undocumented** and live in Washington State. Completing the WASFA is **free** and gives eligible students **access to state financial aid** to pay for **vocational/specialty, technical, 2-year and 4-year colleges** in Washington.

**Students who are undocumented with or without DACA can complete the WASFA.**

**If you are a U.S. citizen or permanent resident, check out the “All About FAFSA” handout and do not complete the WASFA.**

### When should I complete the WASFA?



- File as early as **October 1 of your senior year.**
- Make sure you know the financial aid **priority deadlines** for the colleges you are interested in. (Often, the WASFA deadline is not listed, but it is the same as the FAFSA.)
- You need to **submit the WASFA every year** while in college.

### Is my family's information protected?

The Washington Student Achievement Council (WSAC) and colleges that access your **application only use your information to determine eligibility for state financial aid. Campuses are not allowed to use the information for other purposes.**

If you have questions about the WASFA, contact the WSAC at **1-888-535-0747, option 2** or email [wsac.wa.gov/wasfa](http://wsac.wa.gov/wasfa)


## What information do I need to provide?



- **Basic information**, such as legal name, birth date, etc.
- Parent and student **tax/income info** from 2 years prior to the school year you are applying to (e.g. If you are applying for the 2024-25 school year, you will need the parent/student tax/income information from 2022.)
- Your **list of colleges**.
- Your **DACA number**, if you have one.

## Who is eligible to apply?

The WASFA is for people who don't file a **FAFSA**. You should complete the WASFA **if you are undocumented or do not qualify for federal financial aid because of your immigration status**. For specifics, use the **eligibility** questionnaire at: [wsac.wa.gov/wasfa](https://wsac.wa.gov/wasfa)




## How do I complete the WASFA?

- 1 Go to [wsac.wa.gov/wasfa](https://wsac.wa.gov/wasfa), and complete the eligibility questionnaire.
- 2 Complete and submit your application.



## What is the parent signature on the WASFA?

You will need to send an email invitation to one parent (biological or adoptive) to electronically sign your WASFA. **Be sure you and your parent use separate email addresses.**



## Remember

Your parent or guardian's signature is needed to complete your application. They must electronically sign within 72 hours of being invited.