

GLENDALE ELEMENTARY SCHOOL DISTRICT NO. 40

Trust Board Regular Meeting
September 16, 2015, 4:30 p.m.

Public Notice - Meeting Agenda

Notice of this meeting has been posted consistent with the requirements of A.R.S. §38-431.02. The meeting's location is the Superintendent's Conference Room in the District Office, 7301 N. 58th Avenue, Glendale, Arizona 85301.

The Board reserves the right to change the order of items on the agenda, with the exception of public hearings, which are scheduled for a specific time. Board members may participate via telephone conference call if necessary. At the chair's discretion, the Board may carry over consideration of any business not concluded by 6:00 p.m. to the next regular meeting's agenda.

1. Call to Order

2. Board and Staff Introductions

3. Visitor Comments

4. Approval of Agenda

5. Informational Items

- a. Assistant Superintendent's Update
- b. Claims Experience Review - Medical
- c. Claims Experience Review - Dental
- d. Financial Review
- e. Wellness and Benefit Update

6. Action Items

- a. Approval of Minutes
The minutes of the May 27, 2015 Regular Trust Board Meeting.
- b. Approval of the Trust Board Meeting Schedule
The fiscal year 2015-2016 Trust Board Meeting.

7. Adjournment

*Next Trust Board Meetings
October 21, 2015*

GLENDALE ELEMENTARY SCHOOL DISTRICT

INFORMATIONAL AGENDA ITEM

Reports, presentations and other similar items are submitted to the Trust Board as information and do not require action.

AGENDA NO: 5a TOPIC: Assistant Superintendent's Update

SUBMITTED BY: Mike Barragan, Assistant Superintendent for Financial & Auxiliary Services

DATE ASSIGNED FOR CONSIDERATION: September 16, 2015

Mr. Barragan will provide an update pertaining to the new fiscal year.

GLENDALE ELEMENTARY SCHOOL DISTRICT

INFORMATIONAL AGENDA ITEM

Reports, presentations and other similar items are submitted to the Trust Board as information and do not require action.

AGENDA NO: 5b TOPIC: Claims Experience Review - Medical

SUBMITTED BY: Mike Barragan, Assistant Superintendent for Financial & Auxiliary Services

DATE ASSIGNED FOR CONSIDERATION: September 16, 2015

In June 2015, we incurred \$727,019 in medical claims, which represents a monthly loss ratio of 120% and an overall loss ratio of 93%. We incurred \$7,105,533 in claims in fiscal year 2015 (or a monthly average of \$ 592,129).

Large claims data estimates \$918,826 (\$827,340 + \$ 507,982) in reimbursements however; we have a claimant who has exceeded the stop loss level (SLL) for the second consecutive year which results in half the reimbursement amount. Staff estimates a reimbursement of \$602,059 instead of the \$918,826.

In July 2015, we incurred \$533,870 in medical claims which represents a monthly loss ratio of 95%.



Monthly Experience Report

Glendale Elementary School District

Dates: (7/1/2014-6/30/2015)

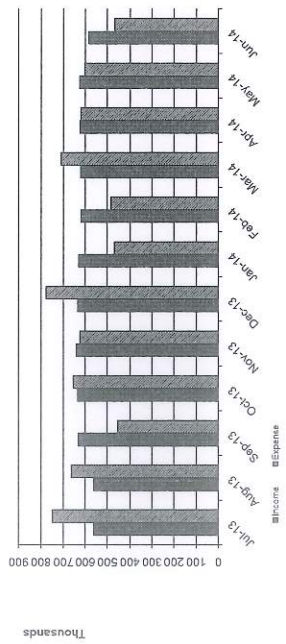


Name: Valley Schools Employee Benefits Trust
 Plan: All
 Funding: Self Funded

a	b	c	d	e	f	g	h	i	j	k	l	m	n	o
Date	Employees	Members	Paid Variable Medical Claims	Less Estimated Stop Loss Refunds	Paid RX Claims	Total Net Medical/RX Claims	PMPM Estimated ACA Fees	PEPM Fixed Expenses	Total Incurred Claims & Expenses	Total Calculated Premium Equivalent	Surplus/ (Deficit)	Total Cost Loss Ratio	Total Cost PMPM	Prior Year YTD Loss Ratio*
2014-07	1,076	1,369	\$ 478,030	\$ -	\$ 90,659	\$ 568,689	\$ 6,338	\$ 66,627	\$ 641,654	\$ 595,726	\$ (45,928)	108%	\$ 469	134%
2014-08	1,070	1,375	\$ 645,871	\$ 68,308	\$ 88,114	\$ 665,677	\$ 6,366	\$ 66,255	\$ 738,298	\$ 596,857	\$ (141,442)	124%	\$ 537	126%
2014-09	1,171	1,511	\$ 705,840	\$ 313,199	\$ 73,125	\$ 465,766	\$ 6,986	\$ 72,509	\$ 545,271	\$ 653,598	\$ 108,327	83%	\$ 361	106%
2014-10	1,186	1,527	\$ 388,451	\$ 40,945	\$ 84,833	\$ 432,339	\$ 7,070	\$ 73,438	\$ 512,847	\$ 660,059	\$ 147,212	78%	\$ 336	106%
2014-11	1,171	1,509	\$ 274,938	\$ 41,498	\$ 106,506	\$ 339,946	\$ 6,987	\$ 72,509	\$ 419,442	\$ 652,139	\$ 232,698	64%	\$ 278	104%
2014-12	1,172	1,513	\$ 477,563	\$ 38,592	\$ 147,723	\$ 586,694	\$ 7,005	\$ 72,571	\$ 666,270	\$ 652,619	\$ (13,651)	102%	\$ 440	107%
2015-01	1,170	1,517	\$ 556,060	\$ 104,916	\$ 140,925	\$ 592,069	\$ 7,024	\$ 72,446	\$ 671,539	\$ 652,907	\$ (18,632)	103%	\$ 443	102%
2015-02	1,163	1,493	\$ 342,150	\$ 27,328	\$ 146,977	\$ 461,799	\$ 6,913	\$ 72,013	\$ 540,725	\$ 644,261	\$ 103,536	84%	\$ 362	98%
2015-03	1,166	1,498	\$ 344,360	\$ 62,216	\$ 135,044	\$ 417,188	\$ 6,936	\$ 72,198	\$ 496,322	\$ 646,865	\$ 150,543	77%	\$ 331	101%
2015-04	1,162	1,497	\$ 499,869	\$ 70,347	\$ 129,578	\$ 559,100	\$ 6,931	\$ 71,950	\$ 637,981	\$ 646,359	\$ 8,377	99%	\$ 426	101%
2015-05	1,155	1,486	\$ 338,455	\$ 16,988	\$ 108,320	\$ 429,787	\$ 6,880	\$ 71,518	\$ 508,185	\$ 640,986	\$ 132,801	79%	\$ 342	100%
2015-06	1,094	1,408	\$ 679,588	\$ 134,489	\$ 107,661	\$ 652,760	\$ 6,519	\$ 67,740	\$ 727,019	\$ 608,276	\$ (118,743)	120%	\$ 516	99%
Total	13,756	17,703	\$ 5,731,175	\$ 918,826	\$ 1,359,465	\$ 6,171,814	\$ 81,965	\$ 851,774	\$ 7,105,553	\$ 7,650,651	\$ 545,098	93%	\$ 401	
Mo. Avg.	1,146	1,475	\$ 477,598	\$ 76,569	\$ 113,289	\$ 514,318	\$ 6,830	\$ 70,981	\$ 592,129	\$ 637,554	\$ 45,425	93%	\$ 401	

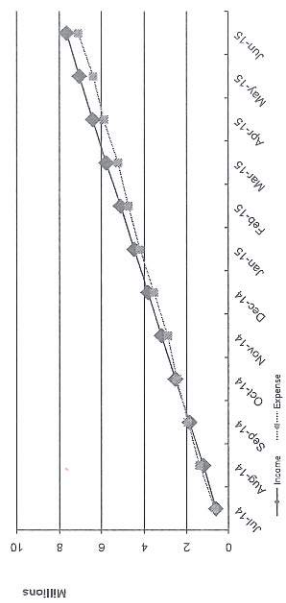
June 30, 2014 PMPM \$ 402

HISTORICAL MONTHLY INCOME VS EXPENSE



271883

CURRENT PLAN YR CUMULATIVE INCOME VS EXPENSE



1,234,363



Monthly Experience Report

Glendale Elementary School District

Dates: (7/1/2014-6/30/2015)



Name: Valley Schools Employee Benefits Trust

Plan: All Active

Funding: Self Funded


a	b	c	d	e	f	g	h	i	j	k	l	m	n
Date	Employees	Members	Paid Variable Medical Claims	Less Estimated Stop Loss Refunds	Paid RX Claims	Total Net Medical/RX Claims	PMPM Estimated ACA Fees	PEPM Fixed Expenses	Total Incurred Claims & Expenses	Total Calculated Premium Equivalent	Surplus/ (Deficit)	Total Cost Loss Ratio	Total Cost PMPM
2014-07	1,032	1,321	\$ 433,863	\$ -	\$ 87,084	\$ 520,947	\$ 6,116	\$ 63,902	\$ 590,965	\$ 571,849	\$ (19,117)	103%	\$ 447
2014-08	1,030	1,331	\$ 626,404	\$ 68,308	\$ 78,129	\$ 636,225	\$ 6,163	\$ 63,778	\$ 706,166	\$ 574,822	\$ (131,343)	123%	\$ 531
2014-09	1,137	1,474	\$ 653,996	\$ 313,199	\$ 67,132	\$ 407,929	\$ 6,825	\$ 70,403	\$ 485,157	\$ 635,074	\$ 149,917	76%	\$ 329
2014-10	1,158	1,496	\$ 351,220	\$ 40,945	\$ 76,217	\$ 386,492	\$ 6,926	\$ 71,704	\$ 465,122	\$ 644,526	\$ 179,404	72%	\$ 311
2014-11	1,144	1,479	\$ 206,343	\$ 41,498	\$ 77,096	\$ 241,941	\$ 6,848	\$ 70,837	\$ 319,626	\$ 637,054	\$ 317,428	50%	\$ 216
2014-12	1,147	1,486	\$ 366,002	\$ 38,592	\$ 130,715	\$ 458,125	\$ 6,880	\$ 71,023	\$ 536,028	\$ 639,167	\$ 103,139	84%	\$ 361
2015-01	1,147	1,492	\$ 475,538	\$ 104,916	\$ 120,544	\$ 491,166	\$ 6,908	\$ 71,022	\$ 569,096	\$ 640,411	\$ 71,315	89%	\$ 381
2015-02	1,141	1,469	\$ 315,809	\$ 27,328	\$ 133,785	\$ 422,266	\$ 6,801	\$ 70,651	\$ 499,718	\$ 632,274	\$ 132,556	79%	\$ 340
2015-03	1,144	1,474	\$ 332,373	\$ 62,216	\$ 116,980	\$ 387,137	\$ 6,825	\$ 70,836	\$ 464,798	\$ 634,878	\$ 170,081	73%	\$ 315
2015-04	1,139	1,472	\$ 428,216	\$ 70,347	\$ 114,322	\$ 472,191	\$ 6,815	\$ 70,526	\$ 549,532	\$ 633,863	\$ 84,330	87%	\$ 373
2015-05	1,132	1,461	\$ 249,966	\$ 16,988	\$ 90,244	\$ 323,222	\$ 6,764	\$ 70,094	\$ 400,080	\$ 628,429	\$ 228,349	64%	\$ 274
2015-06	1,071	1,383	\$ 577,939	\$ 134,489	\$ 86,755	\$ 530,205	\$ 6,403	\$ 66,316	\$ 602,924	\$ 595,719	\$ (7,205)	101%	\$ 436
Total	13,422	17,338	\$ 5,017,669	\$ 918,826	\$ 1,179,003	\$ 5,277,846	\$ 80,275	\$ 831,092	\$ 6,189,213	\$ 7,468,067	\$ 1,278,854	83%	\$ 357
Mo. Avg.	1,119	1,445	\$ 418,139	\$ 76,589	\$ 98,250	\$ 439,821	\$ 6,690	\$ 69,258	\$ 515,768	\$ 622,339	\$ 106,571		\$ 357



Monthly Experience Report

Glendale Elementary School District

Dates: (7/1/2014-6/30/2015)



Name: Valley Schools Employee Benefits Trust

Plan: All COBRA

Funding: Self Funded

a	b	c	d	e	f	g	h	i	j	k	l	m	n
Date	Employees	Members	Paid Variable Medical Claims	Less Estimated Stop Loss Refunds	Paid RX Claims	Total Net Medical/RX Claims	PMPM Estimated ACA Fees	PEPM Fixed Expenses	Total Incurred Claims & Expenses	Total Calculated Premium Equivalent	Surplus/ (Deficit)	Total Cost Loss Ratio	Total Cost PMPM
2014-07	44	48	\$ 44,167	\$ -	\$ 3,575	\$ 47,742	\$ 222	\$ 2,725	\$ 50,689	\$ 23,877	\$ (26,812)	212%	\$ 1,056
2014-08	40	44	\$ 19,467	\$ -	\$ 9,985	\$ 29,452	\$ 204	\$ 2,477	\$ 32,133	\$ 22,034	\$ (10,099)	146%	\$ 730
2014-09	34	37	\$ 51,844	\$ -	\$ 5,993	\$ 57,837	\$ 171	\$ 2,106	\$ 60,114	\$ 18,524	\$ (41,591)	325%	\$ 1,625
2014-10	28	31	\$ 37,231	\$ -	\$ 8,616	\$ 45,847	\$ 144	\$ 1,734	\$ 47,725	\$ 15,533	\$ (32,192)	307%	\$ 1,540
2014-11	27	30	\$ 68,595	\$ -	\$ 29,410	\$ 98,005	\$ 139	\$ 1,672	\$ 99,816	\$ 15,085	\$ (84,730)	662%	\$ 3,327
2014-12	25	27	\$ 111,561	\$ -	\$ 17,008	\$ 128,569	\$ 125	\$ 1,548	\$ 130,242	\$ 13,452	\$ (116,790)	968%	\$ 4,824
2015-01	23	25	\$ 80,522	\$ -	\$ 20,381	\$ 100,903	\$ 116	\$ 1,424	\$ 102,443	\$ 12,496	\$ (89,947)	820%	\$ 4,098
2015-02	22	24	\$ 26,341	\$ -	\$ 13,192	\$ 39,533	\$ 111	\$ 1,362	\$ 41,006	\$ 11,987	\$ (29,019)	342%	\$ 1,709
2015-03	22	24	\$ 11,987	\$ -	\$ 18,084	\$ 30,051	\$ 111	\$ 1,362	\$ 31,524	\$ 11,987	\$ (19,537)	263%	\$ 1,314
2015-04	23	25	\$ 71,653	\$ -	\$ 15,256	\$ 86,909	\$ 116	\$ 1,424	\$ 88,449	\$ 12,496	\$ (75,953)	708%	\$ 3,538
2015-05	23	25	\$ 88,489	\$ -	\$ 18,076	\$ 106,565	\$ 116	\$ 1,424	\$ 108,105	\$ 12,557	\$ (95,548)	861%	\$ 4,324
2015-06	23	25	\$ 101,649	\$ -	\$ 20,906	\$ 122,555	\$ 116	\$ 1,424	\$ 124,095	\$ 12,557	\$ (111,538)	988%	\$ 4,964
Total	334	365	\$ 713,506	\$ -	\$ 180,462	\$ 893,968	\$ 1,690	\$ 20,682	\$ 916,340	\$ 182,585	\$ (733,755)	502%	\$ 2,511
Mo. Avg.	28	30	\$ 59,459	\$ -	\$ 15,039	\$ 74,497	\$ 141	\$ 1,724	\$ 76,362	\$ 15,215	\$ (61,146)		\$



Monthly Experience Report
 Glendale Elementary School District
 Dates: (7/1/2014-6/30/2015)



Name: Valley Schools Employee Benefits Trust
 Plan: Choice Plus Plan #104 (Low POS)-Active
 Funding: Self Funded

a	b	c	d	e	f	g	h	i	j	k	l	m	n
Date	Employees	Members	Paid Variable Medical Claims	Less Estimated Stop Loss Refunds	Paid RX Claims	Total Net Medical/RX Claims	PMPM Estimated ACA Fees	PEPMM Fixed Expenses	Total Incurred Claims & Expenses	Total Calculated Premium Equivalent	Surplus/ (Deficit)	Total Cost Loss Ratio	Total Cost PMPM
2014-07	714	876	\$ 405,542	\$ -	\$ 83,080	\$ 488,622	\$ 4,056	\$ 44,211	\$ 536,889	\$ 405,123	\$ (131,765)	133%	\$ 613
2014-08	716	883	\$ 601,847	\$ 68,308	\$ 73,398	\$ 606,927	\$ 4,088	\$ 44,335	\$ 655,350	\$ 408,059	\$ (247,292)	161%	\$ 742
2014-09	767	950	\$ 638,370	\$ 313,199	\$ 61,762	\$ 386,933	\$ 4,399	\$ 47,493	\$ 438,825	\$ 439,501	\$ 676	100%	\$ 462
2014-10	777	958	\$ 317,060	\$ 40,945	\$ 71,438	\$ 347,553	\$ 4,436	\$ 48,112	\$ 400,101	\$ 443,022	\$ 42,922	90%	\$ 418
2014-11	765	946	\$ 165,365	\$ 41,498	\$ 72,096	\$ 195,963	\$ 4,380	\$ 47,369	\$ 247,712	\$ 437,533	\$ 189,821	57%	\$ 262
2014-12	766	950	\$ 294,075	\$ 38,592	\$ 124,358	\$ 379,841	\$ 4,399	\$ 47,431	\$ 431,671	\$ 438,363	\$ 6,693	98%	\$ 454
2015-01	765	950	\$ 427,068	\$ 104,916	\$ 114,209	\$ 436,361	\$ 4,399	\$ 47,369	\$ 488,129	\$ 438,763	\$ (49,365)	111%	\$ 514
2015-02	781	938	\$ 282,793	\$ 27,328	\$ 126,908	\$ 382,373	\$ 4,343	\$ 47,121	\$ 433,837	\$ 433,219	\$ (618)	100%	\$ 463
2015-03	760	939	\$ 303,529	\$ 62,216	\$ 113,277	\$ 354,590	\$ 4,348	\$ 47,059	\$ 405,997	\$ 434,068	\$ 28,072	94%	\$ 432
2015-04	757	938	\$ 276,176	\$ 70,347	\$ 107,977	\$ 313,806	\$ 4,343	\$ 46,873	\$ 365,022	\$ 434,347	\$ 69,325	84%	\$ 389
2015-05	751	927	\$ 210,327	\$ 16,898	\$ 83,536	\$ 276,875	\$ 4,292	\$ 46,502	\$ 327,669	\$ 429,013	\$ 101,344	76%	\$ 353
2015-06	714	888	\$ 324,511	\$ 43,003	\$ 80,898	\$ 362,406	\$ 4,111	\$ 44,211	\$ 410,728	\$ 409,236	\$ (1,493)	100%	\$ 463
Total	9,013	11,143	\$ 4,246,663	\$ 827,340	\$ 1,112,927	\$ 4,532,250	\$ 51,592	\$ 558,086	\$ 5,141,928	\$ 5,150,246	\$ 8,318	100%	\$ 461
Mo. Avg.	751	929	\$ 353,889	\$ 68,945	\$ 92,744	\$ 377,688	\$ 4,299	\$ 46,507	\$ 428,494	\$ 429,187	\$ 693		\$ 461


Monthly Contribution Rates

Premiums	
Employee Only	\$ 498.70
Employee + Spouse	\$ 1,042.85
Employee + Child(ren)	\$ 948.05
Employee + Family	\$ 1,374.67



Monthly Experience Report

Glendale Elementary School District
 Dates: (7/1/2014-6/30/2015)



Name: Valley Schools Employee Benefits Trust
 Plan: Choice Plus Plan #104(Low POS)-COBRA
 Funding: Self Funded

a	b	c	d	e	f	g	h	i	j	k	l	m	n
Date	Employees	Members	Paid Variable Medical Claims	Less Estimated Stop Loss Refunds	Paid RX Claims	Total Net Medical/RX Claims	PMPM Estimated ACA Fees	PEPM Fixed Expenses	Total Incurred Claims & Expenses	Total Calculated Premium Equivalent	Surplus/ (Deficit)	Total Cost Loss Ratio	Total Cost PMPM
2014-07	38	40	\$ 43,937	\$ -	\$ 3,575	\$ 47,512	\$ 185	\$ 2,353	\$ 50,050	\$ 20,343	\$ (29,707)	246%	\$ 1,251
2014-08	35	38	\$ 19,218	\$ -	\$ 9,244	\$ 28,462	\$ 176	\$ 2,167	\$ 30,805	\$ 19,372	\$ (11,433)	159%	\$ 811
2014-09	29	31	\$ 49,591	\$ -	\$ 5,208	\$ 54,799	\$ 144	\$ 1,796	\$ 56,739	\$ 15,862	\$ (40,877)	358%	\$ 1,830
2014-10	24	26	\$ 31,658	\$ -	\$ 7,813	\$ 39,471	\$ 120	\$ 1,486	\$ 41,077	\$ 13,318	\$ (27,759)	308%	\$ 1,580
2014-11	24	26	\$ 67,511	\$ -	\$ 28,663	\$ 96,174	\$ 120	\$ 1,486	\$ 97,780	\$ 13,318	\$ (84,462)	734%	\$ 3,761
2014-12	21	22	\$ 47,383	\$ -	\$ 16,097	\$ 63,480	\$ 102	\$ 1,300	\$ 64,882	\$ 11,237	\$ (53,645)	577%	\$ 2,949
2015-01	20	21	\$ 70,227	\$ -	\$ 17,870	\$ 88,097	\$ 97	\$ 1,238	\$ 89,432	\$ 10,729	\$ (78,704)	834%	\$ 4,259
2015-02	19	20	\$ 11,871	\$ -	\$ 12,824	\$ 24,695	\$ 93	\$ 1,176	\$ 25,964	\$ 10,220	\$ (15,744)	254%	\$ 1,298
2015-03	19	20	\$ 10,522	\$ -	\$ 15,882	\$ 26,404	\$ 93	\$ 1,176	\$ 27,673	\$ 10,220	\$ (17,453)	271%	\$ 1,384
2015-04	20	21	\$ 69,058	\$ -	\$ 13,223	\$ 82,281	\$ 97	\$ 1,238	\$ 83,616	\$ 10,729	\$ (72,888)	779%	\$ 3,982
2015-05	21	22	\$ 86,223	\$ -	\$ 16,047	\$ 102,270	\$ 102	\$ 1,300	\$ 103,672	\$ 11,237	\$ (92,435)	923%	\$ 4,712
2015-06	21	22	\$ 100,409	\$ -	\$ 18,714	\$ 119,123	\$ 102	\$ 1,300	\$ 120,525	\$ 11,237	\$ (109,288)	1073%	\$ 5,478
Total	291	309	\$ 607,608	\$ -	\$ 165,160	\$ 772,768	\$ 1,431	\$ 18,016	\$ 792,215	\$ 157,821	\$ (634,393)	502%	\$ 2,564
M/G. Avg.	24	26	\$ 50,634	\$ -	\$ 13,763	\$ 64,397	\$ 119	\$ 1,501	\$ 66,018	\$ 13,152	\$ (52,866)		\$

Monthly Contribution Rates

Premiums	\$ 508.67
Employee Only	\$ 1,063.71
Employee + Spouse	\$ 967.01
Employee + Child(ren)	\$ 1,402.16
Employee + Family	



Monthly Experience Report
 Glendale Elementary School District
 Dates: (7/1/2014-6/30/2015)



Name: Valley Schools Employee Benefits Trust
 Plan: HSA2500-Active
 Funding: Self Funded


a	b	c	d	e	f	g	h	i	j	k	l	m	n
Date	Employees	Members	Paid Variable Medical Claims	Less Estimated Stop Loss Refunds	Paid RX Claims	Total Net Medical/RX Claims	PMPM Estimated ACA Fees	PEPW Fixed Expenses	Total Incurred Claims & Expenses	Total Calculated Premium Equivalent	Surplus/ (Deficit)	Total Cost Loss Ratio	Total Cost PMPM
2014-07	318	445	\$ 28,321	\$ -	\$ 4,004	\$ 32,325	\$ 2,060	\$ 19,691	\$ 54,076	\$ 166,725	\$ 112,649	32%	\$ 122
2014-08	314	448	\$ 24,557	\$ -	\$ 4,741	\$ 29,298	\$ 2,074	\$ 19,443	\$ 50,815	\$ 166,764	\$ 115,949	30%	\$ 113
2014-09	370	524	\$ 15,626	\$ -	\$ 5,370	\$ 20,996	\$ 2,426	\$ 22,910	\$ 46,332	\$ 195,573	\$ 149,241	24%	\$ 88
2014-10	381	538	\$ 34,160	\$ -	\$ 4,779	\$ 38,939	\$ 2,491	\$ 23,592	\$ 65,022	\$ 201,504	\$ 136,482	32%	\$ 121
2014-11	379	533	\$ 40,978	\$ -	\$ 5,000	\$ 45,978	\$ 2,468	\$ 23,468	\$ 71,914	\$ 199,522	\$ 127,608	36%	\$ 135
2014-12	381	536	\$ 71,927	\$ -	\$ 6,357	\$ 78,284	\$ 2,482	\$ 23,592	\$ 104,358	\$ 200,804	\$ 96,447	52%	\$ 195
2015-01	382	542	\$ 48,470	\$ -	\$ 6,335	\$ 54,805	\$ 2,509	\$ 23,653	\$ 80,967	\$ 201,648	\$ 120,681	40%	\$ 149
2015-02	380	531	\$ 33,016	\$ -	\$ 6,877	\$ 39,893	\$ 2,459	\$ 23,530	\$ 65,882	\$ 199,055	\$ 133,174	33%	\$ 124
2015-03	384	535	\$ 28,844	\$ -	\$ 3,703	\$ 32,547	\$ 2,477	\$ 23,777	\$ 58,801	\$ 200,810	\$ 142,009	29%	\$ 110
2015-04	382	534	\$ 152,040	\$ -	\$ 6,345	\$ 158,385	\$ 2,472	\$ 23,653	\$ 184,510	\$ 199,516	\$ 15,006	92%	\$ 346
2015-05	381	534	\$ 39,639	\$ -	\$ 6,708	\$ 46,347	\$ 2,472	\$ 23,592	\$ 72,411	\$ 199,416	\$ 127,005	36%	\$ 136
2015-06	357	495	\$ 253,428	\$ 91,486	\$ 5,857	\$ 167,799	\$ 2,292	\$ 22,105	\$ 192,196	\$ 186,483	\$ (5,713)	103%	\$ 388
Total	4,409	6,195	\$ 771,006	\$ 91,486	\$ 66,076	\$ 745,596	\$ 28,683	\$ 273,006	\$ 1,047,285	\$ 2,317,820	\$ 1,270,536	45%	\$ 169
Mo. Avg.	367	516	\$ 64,251	\$ 7,624	\$ 5,506	\$ 62,133	\$ 2,390	\$ 22,751	\$ 87,274	\$ 193,152	\$ 105,878		\$ 169

Monthly Contribution Rates

Premiums	
Employee Only	\$ 488.70
Employee + Spouse	\$ 855.14
Employee + Child(ren)	\$ 777.40
Employee + Family	\$ 1,127.23



Monthly Experience Report
 Glendale Elementary School District
 Dates: (7/1/2014-6/30/2015)



Name: Valley Schools Employee Benefits Trust
 Plan: HSA2500-COBRA
 Funding: Self Funded

a	b	c	d	e	f	g	h	i	j	k	l	m	n
Date	Employees	Members	Paid Variable Medical Claims	Less Estimated Stop Loss Refunds	Paid RX Claims	Total Net Medical/RX Claims	PMPM Estimated ACA Fees	PEPM Fixed Expenses	Total Incurred Claims & Expenses	Total Calculated Premium Equivalent	Surplus/ (Deficit)	Total Cost Loss Ratio	Total Cost PMPM
2014-07	6	8	\$ 230	\$ -	\$ -	\$ 230	\$ 37	\$ 372	\$ 639	\$ 3,534	\$ 2,895	18%	\$ 80
2014-08	5	6	\$ 249	\$ -	\$ 741	\$ 990	\$ 28	\$ 310	\$ 1,328	\$ 2,662	\$ 1,334	50%	\$ 221
2014-09	5	6	\$ 2,253	\$ -	\$ 785	\$ 3,038	\$ 28	\$ 310	\$ 3,376	\$ 2,662	\$ (714)	127%	\$ 563
2014-10	4	5	\$ 5,573	\$ -	\$ 803	\$ 6,376	\$ 23	\$ 248	\$ 6,647	\$ 2,215	\$ (4,432)	300%	\$ 1,329
2014-11	3	4	\$ 1,084	\$ -	\$ 747	\$ 1,831	\$ 19	\$ 186	\$ 2,036	\$ 1,767	\$ (268)	115%	\$ 509
2014-12	4	5	\$ 64,178	\$ -	\$ 911	\$ 65,089	\$ 23	\$ 248	\$ 65,360	\$ 2,215	\$ (63,145)	2951%	\$ 13,072
2015-01	3	4	\$ 10,295	\$ -	\$ 2,511	\$ 12,806	\$ 19	\$ 186	\$ 13,011	\$ 1,767	\$ (11,243)	736%	\$ 3,253
2015-02	3	4	\$ 14,470	\$ -	\$ 368	\$ 14,838	\$ 19	\$ 186	\$ 15,043	\$ 1,767	\$ (13,275)	851%	\$ 3,761
2015-03	3	4	\$ 1,465	\$ -	\$ 2,182	\$ 3,647	\$ 19	\$ 186	\$ 3,852	\$ 1,767	\$ (2,084)	218%	\$ 963
2015-04	3	4	\$ 2,595	\$ -	\$ 2,033	\$ 4,628	\$ 19	\$ 186	\$ 4,833	\$ 1,767	\$ (3,065)	273%	\$ 1,208
2015-05	2	3	\$ 2,266	\$ -	\$ 2,029	\$ 4,295	\$ 14	\$ 124	\$ 4,433	\$ 1,320	\$ (3,113)	336%	\$ 1,478
2015-06	2	3	\$ 1,240	\$ -	\$ 2,192	\$ 3,432	\$ 14	\$ 124	\$ 3,570	\$ 1,320	\$ (2,250)	271%	\$ 1,190
Total	43	56	\$ 105,898	\$ -	\$ 15,302	\$ 121,200	\$ 259	\$ 2,666	\$ 124,125	\$ 24,763	\$ (99,362)	501%	\$ 2,217
Mo. Avg.	4	5	\$ 8,825	\$ -	\$ 1,275	\$ 10,100	\$ 22	\$ 222	\$ 10,344	\$ 2,064	\$ (8,280)		\$ 2,217


Monthly Contribution Rates

Premiums	
Employee Only	\$ 447.47
Employee + Spouse	\$ 872.24
Employee + Child(ren)	\$ 792.95
Employee + Family	\$ 1,149.77




Enrollment Detail

Glendale Elementary School District
 Dates: (7/1/2014-6/30/2015)



Name: Valley Schools Employee Benefits Trust
 Plan: Choice Plus Plan #104 (Low POS)
 Funding: Self Funded

Date	Active			Total	Cobra			Total	Medical Plan Totals	
	EE	SP	CH		FAM	EE	SP			CH
2014-07	631	25	36	714	36	1	1	0	38	752
2014-08	627	26	43	716	32	2	1	0	35	751
2014-09	666	28	52	767	27	2	0	0	29	796
2014-10	680	27	48	777	22	2	0	0	24	801
2014-11	665	27	53	765	22	2	0	0	24	789
2014-12	666	26	53	766	20	1	0	0	21	787
2015-01	663	26	55	765	19	1	0	0	20	785
2015-02	665	26	51	761	18	1	0	0	19	780
2015-03	661	26	54	760	18	1	0	0	19	779
2015-04	655	26	56	757	19	1	0	0	20	777
2015-05	654	25	52	751	20	1	0	0	21	772
2015-06	619	25	51	714	20	1	0	0	21	735



Enrollment Detail

Glendale Elementary School District
 Dates: (7/1/2014-6/30/2015)




VALLEY SCHOOLS

Name: Valley Schools Employee Benefits Trust


Plan: HSA2500

Funding: Self Funded


Date	Active			Total	Cobra			Total	Medical Plan Totals	
	EE	SP	CH		FAM	EE	SP			CH
2014-07	256	8	38	318	4	2	0	0	6	324
2014-08	249	9	38	314	4	1	0	0	5	319
2014-09	295	11	44	370	4	1	0	0	5	375
2014-10	304	12	44	381	3	1	0	0	4	385
2014-11	304	11	44	379	2	1	0	0	3	382
2014-12	304	12	46	381	3	1	0	0	4	385
2015-01	303	13	48	382	2	1	0	0	3	385
2015-02	304	13	47	380	2	1	0	0	3	383
2015-03	308	13	47	384	2	1	0	0	3	387
2015-04	307	12	47	382	2	1	0	0	3	385
2015-05	305	12	48	381	1	1	0	0	2	383
2015-06	285	12	47	357	1	1	0	0	2	359



**Glendale Elementary School District
Paid Claims Greater Than \$75,000 by Claimant
Large Claims by Plan
(7/1/2014 through 6/30/2015)**



Large Claimants Over \$75,000




Claimant	Choice Plus	SL Level	SL Level Remaining	Expected Refunds	Claimant	HSA2500	SL Level	SL Level Remaining	Expected Refunds
1	\$306,561	\$150,000	\$0	\$156,561	4	\$122,513	\$150,000	\$27,487	\$0
2	\$783,534	\$150,000	\$0	\$633,534	9	\$143,983	\$150,000	\$6,017	\$0
3	\$100,662	\$150,000	\$49,338	\$0	11	\$241,486	\$150,000	\$0	\$91,486
5	\$187,245	\$150,000	\$0	\$37,245					
6	\$102,432	\$150,000	\$47,568	\$0					
7	\$102,580	\$150,000	\$47,420	\$0					
8	\$97,993	\$150,000	\$52,007	\$0					
10	\$94,518	\$150,000	\$55,482	\$0					
12	\$112,392	\$150,000	\$37,608	\$0					
13	\$104,120	\$150,000	\$45,880	\$0					
14	\$78,997	\$150,000	\$71,003	\$0					
15	\$77,258	\$150,000	\$72,742	\$0					
Total	\$2,148,292			\$827,340	Total	\$507,982			\$91,486




VALLEY SCHOOLS

*Glendale Elementary School District
Paid Claims Greater Than \$75,000 by Claimant
Monthly Financial Reporting
(7/1/2014 through 6/30/2015)*




Name: Valley Schools Employee Benefits Trust District: Glendale Elementary School District Funding: Self-Funded			
Date	Plan Name	Claimant Relationship	Paid Amount
2014-07	Choice Plus	Subscriber	\$13,729.31
2014-08	Choice Plus	Subscriber	\$204,578.40
2014-09	Choice Plus	Subscriber	\$7,716.53
2014-10	Choice Plus	Subscriber	\$23,199.20
2014-11	Choice Plus	Subscriber	\$224.67
2014-12	Choice Plus	Subscriber	\$6,160.09
2015-01	Choice Plus	Subscriber	\$4,528.80
2015-02	Choice Plus	Subscriber	\$2,974.35
2015-03	Choice Plus	Subscriber	\$39,925.59
2015-04	Choice Plus	Subscriber	\$2,677.14
2015-05	Choice Plus	Subscriber	\$793.80
2015-06	Choice Plus	Subscriber	\$53.08
		Total for Claimant	\$306,560.96




VALLEY SCHOOLS

Glendale Elementary School District
 Paid Claims Greater Than \$75,000 by Claimant
 Monthly Financial Reporting
 (7/1/2014 through 6/30/2015)




Name: Valley Schools Employee Benefits Trust District: Glendale Elementary School District Funding: Self-Funded			
Date	Plan Name	Claimant Relationship	Paid Amount
2014-07	Choice Plus	Subscriber	\$84,625.35
2014-08	Choice Plus	Subscriber	\$53,212.27
2014-08	Choice Plus	Subscriber	\$4,650.32
2014-09	Choice Plus	Subscriber	\$306,775.52
2014-09	Choice Plus	Subscriber	\$6,219.63
2014-10	Choice Plus	Subscriber	\$228.42
2014-10	Choice Plus	Subscriber	\$17,516.92
2014-11	Choice Plus	Subscriber	\$41,273.39
2014-12	Choice Plus	Subscriber	\$32,431.98
2015-01	Choice Plus	Subscriber	\$68,548.72
2015-02	Choice Plus	Subscriber	\$20,493.54
2015-03	Choice Plus	Subscriber	\$20,933.62
2015-04	Choice Plus	Subscriber	\$67,669.56
2015-05	Choice Plus	Subscriber	\$16,193.87
2015-06	Choice Plus	Subscriber	\$42,760.73
		Total for Claimant	\$783,533.84



VALLEY SCHOOLS

Glendale Elementary School District
 Paid Claims Greater Than \$75,000 by Claimant
 Monthly Financial Reporting
 (7/1/2014 through 6/30/2015)




Name: Valley Schools Employee Benefits Trust District: Glendale Elementary School District Funding: Self-Funded			
Date	Plan Name	Claimant Relationship	Paid Amount
2014-07	Choice Plus	Subscriber	\$4,646.86
2014-08	Choice Plus	Subscriber	\$65,206.98
2014-09	Choice Plus	Subscriber	\$2,909.19
2014-10	Choice Plus	Subscriber	\$1,963.11
2014-11	Choice Plus	Subscriber	\$1,157.34
2014-12	Choice Plus	Subscriber	\$884.43
2015-01	Choice Plus	Subscriber	\$1,108.23
2015-02	Choice Plus	Subscriber	\$1,565.22
2015-03	Choice Plus	Subscriber	\$1,740.38
2015-04	Choice Plus	Subscriber	\$2,233.49
2015-05	Choice Plus	Subscriber	\$1,674.11
2015-06	Choice Plus	Subscriber	\$15,572.50
		Total for Claimant	\$100,661.84
2014-07	HSA2500	Subscriber	\$2,903.43
2014-08	HSA2500	Subscriber	\$2,707.36
2014-08	HSA2500	Subscriber	\$958.89
2014-09	HSA2500	Subscriber	\$2,771.55
2014-10	HSA2500	Subscriber	\$6,281.42
2014-11	HSA2500	Subscriber	\$1,726.36
2014-12	HSA2500	Subscriber	\$64,696.70
2015-01	HSA2500	Subscriber	\$10,965.72
2015-02	HSA2500	Subscriber	\$14,822.64
2015-03	HSA2500	Subscriber	\$2,463.73
2015-04	HSA2500	Subscriber	\$4,519.99
2015-05	HSA2500	Subscriber	\$4,281.47
2015-06	HSA2500	Subscriber	\$3,413.51
		Total for Claimant	\$122,512.77



VALLEY SCHOOLS

Glendale Elementary School District
 Paid Claims Greater Than \$75,000 by Claimant
 Monthly Financial Reporting
 (7/1/2014 through 6/30/2015)




Name: Valley Schools Employee Benefits Trust District: Glendale Elementary School District Funding: Self-Funded			
Date	Plan Name	Claimant Relationship	Paid Amount
2014-09	Choice Plus	Subscriber	\$106.58
2014-10	Choice Plus	Subscriber	\$27.68
2015-01	Choice Plus	Subscriber	\$181,704.00
2015-02	Choice Plus	Subscriber	\$3,860.65
2015-03	Choice Plus	Subscriber	\$1,356.89
2015-06	Choice Plus	Subscriber	\$189.30
		Total for Claimant	\$187,245.10
2014-08	Choice Plus	Subscriber	\$1,633.16
2014-09	Choice Plus	Subscriber	\$298.38
2014-10	Choice Plus	Subscriber	\$45.98
2014-11	Choice Plus	Subscriber	\$970.64
2014-12	Choice Plus	Subscriber	\$32,181.06
2015-01	Choice Plus	Subscriber	\$32,988.66
2015-02	Choice Plus	Subscriber	\$32,680.02
2015-03	Choice Plus	Subscriber	\$883.07
2015-04	Choice Plus	Subscriber	\$295.80
2015-05	Choice Plus	Subscriber	\$276.76
2015-06	Choice Plus	Subscriber	\$178.47
		Total for Claimant	\$102,432.00
2015-01	Choice Plus	Subscriber	\$1,892.64
2015-02	Choice Plus	Subscriber	\$91,669.37
2015-03	Choice Plus	Subscriber	\$825.45
2015-04	Choice Plus	Subscriber	\$7,837.56
2015-05	Choice Plus	Subscriber	\$151.39
2015-06	Choice Plus	Subscriber	\$204.02
		Total for Claimant	\$102,580.43



VALLEY SCHOOLS

Glendale Elementary School District
 Paid Claims Greater Than \$75,000 by Claimant
 Monthly Financial Reporting
 (7/1/2014 through 6/30/2015)




Name: Valley Schools Employee Benefits Trust District: Glendale Elementary School District Funding: Self-Funded			
Date	Plan Name	Claimant Relationship	Paid Amount
2014-07	Choice Plus	Subscriber	\$8,119.17
2014-08	Choice Plus	Subscriber	\$7,856.83
2014-09	Choice Plus	Subscriber	\$736.82
2014-10	Choice Plus	Subscriber	\$8,782.09
2014-11	Choice Plus	Subscriber	\$8,436.54
2014-12	Choice Plus	Subscriber	\$16,059.62
2015-01	Choice Plus	Subscriber	\$8,776.29
2015-02	Choice Plus	Subscriber	\$8,958.12
2015-03	Choice Plus	Subscriber	\$8,721.45
2015-04	Choice Plus	Subscriber	\$1,893.34
2015-05	Choice Plus	Subscriber	\$8,714.16
2015-06	Choice Plus	Subscriber	\$10,938.19
		Total for Claimant	\$97,992.62
2014-07	Choice Plus	Student	\$199.78
2014-08	Choice Plus	Student	\$2,745.16
2014-09	Choice Plus	Student	\$0.00
2014-10	Choice Plus	Student	\$3,361.00
2014-11	Choice Plus	Student	\$4,323.87
2014-12	Choice Plus	Student	\$5,699.98
2015-01	Choice Plus	Student	\$5,678.03
2015-02	Choice Plus	Student	\$17,216.16
2015-03	Choice Plus	Student	\$16,114.50
2015-04	Choice Plus	Student	\$24,920.19
2015-05	Choice Plus	Student	\$13,935.80
2015-06	Choice Plus	Student	\$324.01
		Total for Claimant	\$94,518.48




VALLEY SCHOOLS

*Glendale Elementary School District
Paid Claims Greater Than \$75,000 by Claimant
Monthly Financial Reporting
(7/1/2014 through 6/30/2015)*




GLENDALE
ELEMENTARY SCHOOL DISTRICT

Name: Valley Schools Employee Benefits Trust District: Glendale Elementary School District Funding: Self-Funded			
Date	Plan Name	Claimant Relationship	Paid Amount
2014-07	HSA2500	Subscriber	\$262.08
2014-07	HSA2500	Subscriber	\$15.62
2014-08	HSA2500	Subscriber	\$267.78
2014-09	HSA2500	Subscriber	\$372.09
2014-10	HSA2500	Subscriber	\$650.00
2014-11	HSA2500	Subscriber	\$630.95
2014-12	HSA2500	Subscriber	\$1,411.98
2015-01	HSA2500	Subscriber	\$1,150.13
2015-02	HSA2500	Subscriber	\$2,000.36
2015-03	HSA2500	Subscriber	\$2,815.02
2015-04	HSA2500	Subscriber	\$116,562.75
2015-05	HSA2500	Subscriber	\$17,554.36
2015-06	HSA2500	Subscriber	\$290.21
		Total for Claimant	\$143,983.33
2014-12	HSA2500	Newborn	\$7,795.17
2015-01	HSA2500	Newborn	\$19,793.61
2015-06	HSA2500	Newborn	\$213,896.89
		Total for Claimant	\$241,485.67




VALLEY SCHOOLS

Glendale Elementary School District
 Paid Claims Greater Than \$75,000 by Claimant
 Monthly Financial Reporting
 (7/1/2014 through 6/30/2015)




Name: Valley Schools Employee Benefits Trust District: Glendale Elementary School District Funding: Self-Funded			
Date	Plan Name	Claimant Relationship	Paid Amount
2014-07	Choice Plus	Spouse	\$242.12
2014-08	Choice Plus	Spouse	\$257.97
2014-08	Choice Plus	Spouse	-\$242.12
2014-08	Choice Plus	Spouse	\$983.30
2014-09	Choice Plus	Spouse	\$609.61
2014-10	Choice Plus	Spouse	\$353.06
2014-11	Choice Plus	Spouse	\$353.66
2014-12	Choice Plus	Spouse	\$677.24
2015-01	Choice Plus	Spouse	\$389.75
2015-02	Choice Plus	Spouse	\$403.22
2015-03	Choice Plus	Spouse	\$328.54
2015-04	Choice Plus	Spouse	\$3,403.82
2015-05	Choice Plus	Spouse	\$35,499.78
2015-06	Choice Plus	Spouse	\$69,132.20
		Total for Claimant	\$112,392.15
2014-11	Choice Plus	Subscriber	\$47.44
2015-03	Choice Plus	Subscriber	\$0.00
2015-04	Choice Plus	Subscriber	\$82.95
2015-05	Choice Plus	Subscriber	\$2,680.23
2015-06	Choice Plus	Subscriber	\$101,309.49
		Total for Claimant	\$104,120.11



VALLEY SCHOOLS

Glendale Elementary School District
 Paid Claims Greater Than \$75,000 by Claimant
 Monthly Financial Reporting
 (7/1/2014 through 6/30/2015)



Name: Valley Schools Employee Benefits Trust District: Glendale Elementary School District Funding: Self-Funded			
Date	Plan Name	Claimant Relationship	Paid Amount
2014-07	Choice Plus	Subscriber	\$131.82
2014-08	Choice Plus	Subscriber	\$5,599.90
2014-09	Choice Plus	Subscriber	\$121.75
2014-10	Choice Plus	Subscriber	\$21,902.08
2014-11	Choice Plus	Subscriber	\$6,029.37
2014-12	Choice Plus	Subscriber	\$11,632.71
2015-01	Choice Plus	Subscriber	\$4,093.82
2015-02	Choice Plus	Subscriber	\$14,375.28
2015-03	Choice Plus	Subscriber	\$6,903.30
2015-04	Choice Plus	Subscriber	\$310.15
2015-05	Choice Plus	Subscriber	\$3,592.62
2015-06	Choice Plus	Subscriber	\$4,303.76
		Total for Claimant	\$78,996.56
2014-07	Choice Plus	Subscriber	\$54.55
2014-08	Choice Plus	Subscriber	\$83.60
2014-12	Choice Plus	Subscriber	\$176.90
2015-01	Choice Plus	Subscriber	\$18,658.13
2015-02	Choice Plus	Subscriber	\$1,015.39
2015-03	Choice Plus	Subscriber	\$2,447.36
2015-04	Choice Plus	Subscriber	\$768.69
2015-04	Choice Plus	Subscriber	\$4,198.61
2015-05	Choice Plus	Subscriber	\$439.20
2015-05	Choice Plus	Subscriber	\$47,104.58
2015-06	Choice Plus	Subscriber	\$2,310.60
		Total for Claimant	\$77,257.61
TOTAL		Total	\$2,656,273.47



Monthly Experience Report

Glendale Elementary School District

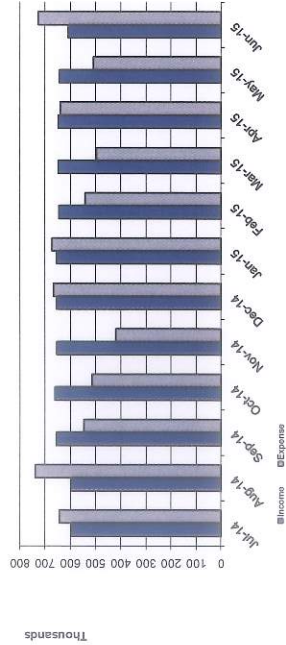
Dates: (7/1/2015-6/30/2016)




Name: Valley Schools Employee Benefits Trust
 Plan: All
 Funding: Self Funded

a	b	c	d	e	f	g	h	i	j	k	l	m	n	o
Date	Employees	Members	Paid Variable Medical Claims	Less Estimated Stop Loss Refunds	Paid RX Claims	Total Net Medical/RX Claims	PMPM Estimated ACA Fees	PEPM Fixed Expenses	Total Incurred Claims & Expenses	Total Calculated Premium Equivalent	Surplus/ (Deficit)	Total Cost Loss Ratio	Total Cost PMPM	Prior Year YTD Loss Ratio*
2015-07	997	1,312	\$ 370,614	\$ -	\$ 97,414	\$ 468,028	\$ 4,107	\$ 61,735	\$ 533,870	\$ 564,614	\$ 30,744	95%	\$ 407	108%
2015-08	-	-	\$ -	\$ -	\$ -	\$ -	\$ -	\$ -	\$ -	\$ -	\$ -	-	-	124%
2015-09	-	-	\$ -	\$ -	\$ -	\$ -	\$ -	\$ -	\$ -	\$ -	\$ -	-	-	83%
2015-10	-	-	\$ -	\$ -	\$ -	\$ -	\$ -	\$ -	\$ -	\$ -	\$ -	-	-	78%
2015-11	-	-	\$ -	\$ -	\$ -	\$ -	\$ -	\$ -	\$ -	\$ -	\$ -	-	-	64%
2015-12	-	-	\$ -	\$ -	\$ -	\$ -	\$ -	\$ -	\$ -	\$ -	\$ -	-	-	102%
2016-01	-	-	\$ -	\$ -	\$ -	\$ -	\$ -	\$ -	\$ -	\$ -	\$ -	-	-	103%
2016-02	-	-	\$ -	\$ -	\$ -	\$ -	\$ -	\$ -	\$ -	\$ -	\$ -	-	-	84%
2016-03	-	-	\$ -	\$ -	\$ -	\$ -	\$ -	\$ -	\$ -	\$ -	\$ -	-	-	77%
2016-04	-	-	\$ -	\$ -	\$ -	\$ -	\$ -	\$ -	\$ -	\$ -	\$ -	-	-	99%
2016-05	-	-	\$ -	\$ -	\$ -	\$ -	\$ -	\$ -	\$ -	\$ -	\$ -	-	-	79%
2016-06	-	-	\$ -	\$ -	\$ -	\$ -	\$ -	\$ -	\$ -	\$ -	\$ -	-	-	120%
Total	997	1,312	\$ 370,614	\$ -	\$ 97,414	\$ 468,028	\$ 4,107	\$ 61,735	\$ 533,870	\$ 564,614	\$ 30,744	95%	\$ 407	
Mo. Avg.	997	1,312	\$ 370,614	\$ -	\$ 97,414	\$ 468,028	\$ 4,107	\$ 61,735	\$ 533,870	\$ 564,614	\$ 30,744		\$ 407	
PY Mo. Avg. @ 6/30/15	1,146	1,475	\$ 477,598	\$ 76,569	\$ 113,289	\$ 514,318	\$ 6,830	\$ 70,981	\$ 592,129	\$ 637,554	\$ 45,425	93%	\$ 401	

HISTORICAL MONTHLY INCOME VS EXPENSE



CURRENT PLAN YR CUMULATIVE INCOME VS EXPENSE





Monthly Experience Report

Glendale Elementary School District

Dates: (7/1/2015-6/30/2016)



Name: Valley Schools Employee Benefits Trust

Plan: All Active

Funding: Self Funded

a	b	c	d	e	f	g	h	i	j	k	l	m	n
Date	Employees	Members	Paid Variable Medical Claims	Less Estimated Stop Loss Refunds	Paid RX Claims	Total Net Medical/RX Claims	PMPM Estimated ACA Fees	PEPM Fixed Expenses	Total Incurred Claims & Expenses	Total Calculated Premium Equivalent	Surplus/ (Deficit)	Total Cost Loss Ratio	Total Cost PMPM
2015-07	965	1,274	\$ 324,673	\$ -	\$ 81,297	\$ 405,970	\$ 3,988	\$ 59,753	\$ 469,711	\$ 546,586	\$ 76,875	86%	\$ 369
2015-08	-	-	\$ -	\$ -	\$ -	\$ -	\$ -	\$ -	\$ -	\$ -	\$ -	-	
2015-09	-	-	\$ -	\$ -	\$ -	\$ -	\$ -	\$ -	\$ -	\$ -	\$ -	-	
2015-10	-	-	\$ -	\$ -	\$ -	\$ -	\$ -	\$ -	\$ -	\$ -	\$ -	-	
2015-11	-	-	\$ -	\$ -	\$ -	\$ -	\$ -	\$ -	\$ -	\$ -	\$ -	-	
2015-12	-	-	\$ -	\$ -	\$ -	\$ -	\$ -	\$ -	\$ -	\$ -	\$ -	-	
2016-01	-	-	\$ -	\$ -	\$ -	\$ -	\$ -	\$ -	\$ -	\$ -	\$ -	-	
2016-02	-	-	\$ -	\$ -	\$ -	\$ -	\$ -	\$ -	\$ -	\$ -	\$ -	-	
2016-03	-	-	\$ -	\$ -	\$ -	\$ -	\$ -	\$ -	\$ -	\$ -	\$ -	-	
2016-04	-	-	\$ -	\$ -	\$ -	\$ -	\$ -	\$ -	\$ -	\$ -	\$ -	-	
2016-05	-	-	\$ -	\$ -	\$ -	\$ -	\$ -	\$ -	\$ -	\$ -	\$ -	-	
2016-06	-	-	\$ -	\$ -	\$ -	\$ -	\$ -	\$ -	\$ -	\$ -	\$ -	-	
Total	965	1,274	\$ 324,673	\$ -	\$ 81,297	\$ 405,970	\$ 3,988	\$ 59,753	\$ 469,711	\$ 546,586	\$ 76,875	86%	\$ 369
Mo. Avg.	965	1,274	\$ 324,673	\$ -	\$ 81,297	\$ 405,970	\$ 3,988	\$ 59,753	\$ 469,711	\$ 546,586	\$ 76,875	86%	\$ 369



Monthly Experience Report

Glendale Elementary School District

Dates: (7/1/2015-6/30/2016)



Name: Valley Schools Employee Benefits Trust
 Plan: All COBRA
 Funding: Self Funded

a	b	c	d	e	f	g	h	i	j	k	l	m	n
Date	Employees	Members	Paid Variable Medical Claims	Less Estimated Stop Loss Refunds	Paid RX Claims	Total Net Medical/RX Claims	PM/PM Estimated ACA Fees	PEP/PM Fixed Expenses	Total Incurred Claims & Expenses	Total Calculated Premium Equivalent	Surplus/ (Deficit)	Total Cost Loss Ratio	Total Cost P/MPM
2015-07	32	38	\$ 45,941	\$ -	\$ 16,117	\$ 62,058	\$ 119	\$ 1,982	\$ 64,159	\$ 18,028	\$ (46,130)	356%	\$ 1,688
2015-08	-	-	\$ -	\$ -	\$ -	\$ -	\$ -	\$ -	\$ -	\$ -	\$ -		
2015-09	-	-	\$ -	\$ -	\$ -	\$ -	\$ -	\$ -	\$ -	\$ -	\$ -		
2015-10	-	-	\$ -	\$ -	\$ -	\$ -	\$ -	\$ -	\$ -	\$ -	\$ -		
2015-11	-	-	\$ -	\$ -	\$ -	\$ -	\$ -	\$ -	\$ -	\$ -	\$ -		
2015-12	-	-	\$ -	\$ -	\$ -	\$ -	\$ -	\$ -	\$ -	\$ -	\$ -		
2016-01	-	-	\$ -	\$ -	\$ -	\$ -	\$ -	\$ -	\$ -	\$ -	\$ -		
2016-02	-	-	\$ -	\$ -	\$ -	\$ -	\$ -	\$ -	\$ -	\$ -	\$ -		
2016-03	-	-	\$ -	\$ -	\$ -	\$ -	\$ -	\$ -	\$ -	\$ -	\$ -		
2016-04	-	-	\$ -	\$ -	\$ -	\$ -	\$ -	\$ -	\$ -	\$ -	\$ -		
2016-05	-	-	\$ -	\$ -	\$ -	\$ -	\$ -	\$ -	\$ -	\$ -	\$ -		
2016-06	-	-	\$ -	\$ -	\$ -	\$ -	\$ -	\$ -	\$ -	\$ -	\$ -		
Total	32	38	\$ 45,941	\$ -	\$ 16,117	\$ 62,058	\$ 119	\$ 1,982	\$ 64,159	\$ 18,028	\$ (46,130)	356%	\$ 1,688
Mo. Avg.	32	38	\$ 45,941	\$ -	\$ 16,117	\$ 62,058	\$ 119	\$ 1,982	\$ 64,159	\$ 18,028	\$ (46,130)	356%	\$ 1,688



Monthly Experience Report

Glendale Elementary School District
 Dates: (7/1/2015-6/30/2016)



Name: Valley Schools Employee Benefits Trust
 Plan: Choice Plus Plan #104 (Low POS)-Active
 Funding: Self Funded

a	b	c	d	e	f	g	h	i	j	k	l	m	n
Date	Employees	Members	Paid Variable Medical Claims	Less Estimated Stop Loss Refunds	Paid RX Claims	Total Net Medical/RX Claims	FWPMP Estimated ACA Fees	PEPMP Fixed Expenses	Total Incurred Claims & Expenses	Total Calculated Premium Equivalent	Surplus/ (Deficit)	Total Cost Loss Ratio	Total Cost PMPMP
2015-07	650	841	\$ 261,100	\$ -	\$ 77,170	\$ 338,270	\$ 2,632	\$ 40,248	\$ 381,150	\$ 382,692	\$ 1,542	100%	\$ 453
2015-08													
2015-09													
2015-10													
2015-11													
2015-12													
2016-01													
2016-02													
2016-03													
2016-04													
2016-05													
2016-06													
Total	650	841	\$ 261,100	\$ -	\$ 77,170	\$ 338,270	\$ 2,632	\$ 40,248	\$ 381,150	\$ 382,692	\$ 1,542	100%	\$ 453
Mo. Avg.	650	841	\$ 261,100	\$ -	\$ 77,170	\$ 338,270	\$ 2,632	\$ 40,248	\$ 381,150	\$ 382,692	\$ 1,542	100%	\$ 453

Monthly Contribution Rates

Premiums	
Employee Only	\$ 498.70
Employee + Spouse	\$ 1,042.85
Employee + Child(ren)	\$ 948.05
Employee + Family	\$ 1,374.67



Monthly Experience Report
 Glendale Elementary School District
 Dates: (7/1/2015-6/30/2016)



Name: Valley Schools Employee Benefits Trust
 Plan: Choice Plus Plan #104(Low POS)-COBRA
 Funding: Self Funded

a	b	c	d	e	f	g	h	i	j	k	l	m	n
Date	Employees	Members	Paid Variable Medical Claims	Less Estimated Stop Loss Refunds	Paid RX Claims	Total Net Medical/RX Claims	PMPM Estimated ACA Fees	PEPM Fixed Expenses	Total Incurred Claims & Expenses	Total Calculated Premium Equivalent	Surplus/ (Deficit)	Total Cost Loss Ratio	Total Cost PMPM
2015-07	30	35	\$ 41,138	\$ -	\$ 15,918	\$ 57,056	\$ 110	\$ 1,858	\$ 59,024	\$ 16,709	\$ (42,315)	353%	\$ 1,686
2015-08													
2015-09													
2015-10													
2015-11													
2015-12													
2016-01													
2016-02													
2016-03													
2016-04													
2016-05													
2016-06													
Total	30	35	\$ 41,138	\$ -	\$ 15,918	\$ 57,056	\$ 110	\$ 1,858	\$ 59,024	\$ 16,709	\$ (42,315)	353%	\$ 1,686
Mo. Avg.	30	35	\$ 41,138	\$ -	\$ 15,918	\$ 57,056	\$ 110	\$ 1,858	\$ 59,024	\$ 16,709	\$ (42,315)	353%	\$ 1,686

Monthly Contribution Rates

Premiums	
Employee Only	\$ 508.67
Employee + Spouse	\$ 1,063.71
Employee + Child(ren)	\$ 967.01
Employee + Family	\$ 1,402.16



Monthly Experience Report
 Glendale Elementary School District
 Dates: (7/1/2015-6/30/2016)



Name: Valley Schools Employee Benefits Trust
 Plan: HSA2600-Active
 Funding: Self Funded

a	b	c	d	e	f	g	h	i	j	k	l	m	n
Date	Employees	Members	Paid Variable Medical Claims	Less Estimated Stop Loss Refunds	Paid RX Claims	Total Net Medical/RX Claims	PMPM Estimated ACA Fees	PEPM Fixed Expenses	Total Incurred Claims & Expenses	Total Calculated Premium Equivalent	Surplus/ (Deficit)	Total Cost Loss Ratio	Total Cost PMPM
2015-07	315	433	\$ 63,573	\$ -	\$ 4,127	\$ 67,700	\$ 1,355	\$ 19,505	\$ 88,560	\$ 163,893	\$ 75,333	54%	\$ 205
2015-08													
2015-09													
2015-10													
2015-11													
2015-12													
2016-01													
2016-02													
2016-03													
2016-04													
2016-05													
2016-06													
Total	315	433	\$ 63,573	\$ -	\$ 4,127	\$ 67,700	\$ 1,355	\$ 19,505	\$ 88,560	\$ 163,893	\$ 75,333	54%	\$ 205
Mo. Avg.	315	433	\$ 63,573	\$ -	\$ 4,127	\$ 67,700	\$ 1,355	\$ 19,505	\$ 88,560	\$ 163,893	\$ 75,333		\$ 205

Monthly Contribution Rates

Premiums	
Employee Only	\$ 438.70
Employee + Spouse	\$ 855.14
Employee + Child(ren)	\$ 777.40
Employee + Family	\$ 1,127.23



Monthly Experience Report
 Glendale Elementary School District
 Dates: (7/1/2015-6/30/2016)



Name: Valley Schools Employee Benefits Trust
 Plan: HSA2600-COBRA
 Funding: Self Funded

a	b	c	d	e	f	g	h	i	j	k	l	m	n
Date	Employees	Members	Paid Variable Medical Claims	Less Estimated Stop Loss Refunds	Paid RX Claims	Total Net Medical/RX Claims	PMPM Estimated ACA Fees	PEPM Fixed Expenses	Total Incurred Claims & Expenses	Total Calculated Premium Equivalent	Surplus/ (Deficit)	Total Cost Loss Ratio	Total Cost PMPM
2015-07	2	3	\$ 4,803	\$ -	\$ -	\$ 5,002	\$ 9	\$ 124	\$ 5,135	\$ 1,320	\$ (3,816)	389%	\$ 1,712
2015-08													
2015-09													
2015-10													
2015-11													
2015-12													
2016-01													
2016-02													
2016-03													
2016-04													
2016-05													
2016-06													
Total	2	3	\$ 4,803	\$ -	\$ -	\$ 5,002	\$ 9	\$ 124	\$ 5,135	\$ 1,320	\$ (3,816)	389%	\$ 1,712
Mo. Avg.	2	3	\$ 4,803	\$ -	\$ -	\$ 5,002	\$ 9	\$ 124	\$ 5,135	\$ 1,320	\$ (3,816)		\$ 1,712

Monthly Contribution Rates

Premiums	
Employee Only	\$ 447.47
Employee + Spouse	\$ 872.24
Employee + Child(ren)	\$ 792.95
Employee + Family	\$ 1,149.77



Enrollment Detail

Glendale Elementary School District

Dates: (7/1/2015-6/30/2016)



Name: Valley Schools Employee Benefits Trust

Plan: Choice Plus Plan #104 (Low POS)

Funding: Self Funded

Date	Active			Total	Cobra			Total	Medical Plan Totals	
	EE	SP	CH		EE	SP	CH			FAM
2015-07	548	26	52	650	28	1	0	1	30	680
2015-08	0	0	0	0	0	0	0	0	0	0
2015-09	0	0	0	0	0	0	0	0	0	0
2015-10	0	0	0	0	0	0	0	0	0	0
2015-11	0	0	0	0	0	0	0	0	0	0
2015-12	0	0	0	0	0	0	0	0	0	0
2016-01	0	0	0	0	0	0	0	0	0	0
2016-02	0	0	0	0	0	0	0	0	0	0
2016-03	0	0	0	0	0	0	0	0	0	0
2016-04	0	0	0	0	0	0	0	0	0	0
2016-05	0	0	0	0	0	0	0	0	0	0
2016-06	0	0	0	0	0	0	0	0	0	0



Enrollment Detail

Glendale Elementary School District

Dates: (7/1/2015-6/30/2016)



Name: Valley Schools Employee Benefits Trust

Plan: HSA2600

Funding: Self Funded

Date	Active			Cobra			Total	Medical Plan Totals			
	EE	SP	CH	FAM	EE	SP			CH	FAM	Total
2015-07	253	11	40	11	315	1	0	0	0	2	317
2015-08	0	0	0	0	0	0	0	0	0	0	0
2015-09	0	0	0	0	0	0	0	0	0	0	0
2015-10	0	0	0	0	0	0	0	0	0	0	0
2015-11	0	0	0	0	0	0	0	0	0	0	0
2015-12	0	0	0	0	0	0	0	0	0	0	0
2016-01	0	0	0	0	0	0	0	0	0	0	0
2016-02	0	0	0	0	0	0	0	0	0	0	0
2016-03	0	0	0	0	0	0	0	0	0	0	0
2016-04	0	0	0	0	0	0	0	0	0	0	0
2016-05	0	0	0	0	0	0	0	0	0	0	0
2016-06	0	0	0	0	0	0	0	0	0	0	0

GLENDALE ELEMENTARY SCHOOL DISTRICT

INFORMATIONAL AGENDA ITEM

Reports, presentations and other similar items are submitted to the Trust Board as information and do not require action.

AGENDA NO: 5c TOPIC: Claims Experience Review - Dental

SUBMITTED BY: Mike Barragan, Assistant Superintendent for Financial & Auxiliary Services

DATE ASSIGNED FOR CONSIDERATION: September 16, 2015

In June 2015, we incurred \$40,356 in dental claims or a monthly loss ratio of 106% and an overall loss ratio of 86%. We incurred \$409,891 in claims in fiscal year 2015 (or a monthly average of \$34,158.)

In July 2015, we incurred \$67,638 in dental claims or a monthly loss ratio of 178%.



Monthly Experience Report

Glendale Elementary School District

Dates: (7/1/2014-6/30/2015)



Name: Valley Schools Employee Benefits Trust
 Plan: All
 Funding: Self Funded

a	b	c	d	e	f	g	h	i
Date	Employees	Paid Dental Claims	Fixed Expenses	Total Incurred Claims & Expenses	Contributions	Surplus/ (Deficit)	Total Cost Loss Ratio	Total Cost PEPIM
2014-07	973	\$ 16,235	\$ 3,030	\$ 19,265	\$ 37,348	\$ 18,083	52%	\$ 20
2014-08	958	\$ 41,937	\$ 3,023	\$ 44,960	\$ 37,207	\$ (7,753)	121%	\$ 47
2014-09	1,050	\$ 26,244	\$ 3,301	\$ 29,545	\$ 40,401	\$ 10,856	73%	\$ 28
2014-10	1,066	\$ 42,414	\$ 3,341	\$ 45,755	\$ 40,705	\$ (5,050)	112%	\$ 43
2014-11	1,061	\$ 23,969	\$ 3,311	\$ 27,280	\$ 40,659	\$ 13,379	67%	\$ 26
2014-12	1,060	\$ 28,637	\$ 3,301	\$ 31,938	\$ 40,499	\$ 8,561	79%	\$ 30
2015-01	1,058	\$ 32,240	\$ 3,295	\$ 35,535	\$ 40,596	\$ 5,061	88%	\$ 34
2015-02	1,051	\$ 31,758	\$ 3,282	\$ 35,040	\$ 40,282	\$ 5,242	87%	\$ 33
2015-03	1,056	\$ 28,477	\$ 3,304	\$ 31,781	\$ 40,444	\$ 8,663	79%	\$ 30
2015-04	1,051	\$ 40,742	\$ 3,289	\$ 44,031	\$ 40,158	\$ (3,873)	110%	\$ 42
2015-05	1,049	\$ 21,126	\$ 3,279	\$ 24,405	\$ 40,144	\$ 15,739	61%	\$ 23
2015-06	985	\$ 37,283	\$ 3,073	\$ 40,356	\$ 38,004	\$ (2,352)	106%	\$ 41
Total	12,418	\$ 371,062	\$ 38,829	\$ 409,891	\$ 476,447	\$ 66,556	86%	\$ 33
Mo. Avg.	1,035	\$ 30,922	\$ 3,236	\$ 34,158	\$ 39,704	\$ 5,546		\$ 33



Monthly Experience Report
 Glendale Elementary School District
 Dates: (7/1/2014-6/30/2015)



Name: Valley Schools Employee Benefits Trust
 Plan: Delta Dental-Base Plan
 Funding: Self Funded

a	b	c	d	e	f	g	h	i
Date	Employees	Paid Dental Claims	Fixed Expenses	Total Incurred Claims & Expenses	Contributions	Surplus/ (Deficit)	Total Cost Loss Ratio	Total Cost PEPM
2014-07	873	\$ 13,248	\$ 2,718	\$ 15,966	\$ 30,950	\$ 14,984	52%	\$ 18
2014-08	856	\$ 35,854	\$ 2,705	\$ 38,559	\$ 30,560	\$ (7,999)	126%	\$ 45
2014-09	940	\$ 21,093	\$ 2,955	\$ 24,048	\$ 33,160	\$ 9,112	73%	\$ 26
2014-10	957	\$ 34,946	\$ 2,998	\$ 37,944	\$ 33,605	\$ (4,339)	113%	\$ 40
2014-11	952	\$ 20,256	\$ 2,971	\$ 23,227	\$ 33,518	\$ 10,291	69%	\$ 24
2014-12	951	\$ 24,954	\$ 2,961	\$ 27,915	\$ 33,456	\$ 5,541	83%	\$ 29
2015-01	948	\$ 26,567	\$ 2,952	\$ 29,519	\$ 33,476	\$ 3,957	88%	\$ 31
2015-02	943	\$ 25,137	\$ 2,945	\$ 28,082	\$ 33,282	\$ 5,200	84%	\$ 30
2015-03	948	\$ 26,266	\$ 2,967	\$ 29,233	\$ 33,410	\$ 4,177	87%	\$ 31
2015-04	944	\$ 34,960	\$ 2,955	\$ 37,915	\$ 33,223	\$ (4,692)	114%	\$ 40
2015-05	942	\$ 19,211	\$ 2,945	\$ 22,156	\$ 33,209	\$ 11,053	67%	\$ 24
2015-06	882	\$ 32,587	\$ 2,752	\$ 35,339	\$ 31,338	\$ (4,001)	113%	\$ 40
Total	11,136	\$ 315,079	\$ 34,824	\$ 349,903	\$ 393,187	\$ 43,284	89%	\$ 31
Mo. Avg.	928	\$ 26,257	\$ 2,902	\$ 29,159	\$ 32,766	\$ 3,607		\$ 31

Monthly Contribution Rates

Premiums	
Employee Only	\$ 26.18
Employee + Spouse	\$ 53.64
Employee + Child(ren)	\$ 61.50
Employee + Family	\$ 91.60



Monthly Experience Report
 Glendale Elementary School District
 Dates: (7/1/2014-6/30/2015)



Name: Valley Schools Employee Benefits Trust
 Plan: Delta Dental-Buy Up Plan
 Funding: Self Funded

a	b	c	d	e	f	g	h	i
Date	Employees	Paid Dental Claims	Fixed Expenses	Total Incurred Claims & Expenses	Contributions	Surplus/ (Deficit)	Total Cost Loss Ratio	Total Cost PEP/PM
2014-07	100	\$ 2,987	\$ 312	\$ 3,299	\$ 6,398	\$ 3,099	52%	\$ 33
2014-08	102	\$ 6,083	\$ 318	\$ 6,401	\$ 6,647	\$ 246	96%	\$ 63
2014-09	110	\$ 5,151	\$ 346	\$ 5,497	\$ 7,241	\$ 1,744	76%	\$ 50
2014-10	109	\$ 7,468	\$ 343	\$ 7,811	\$ 7,100	\$ (711)	110%	\$ 72
2014-11	109	\$ 3,713	\$ 340	\$ 4,053	\$ 7,141	\$ 3,088	57%	\$ 37
2014-12	109	\$ 3,683	\$ 340	\$ 4,023	\$ 7,043	\$ 3,020	57%	\$ 37
2015-01	110	\$ 5,673	\$ 343	\$ 6,016	\$ 7,120	\$ 1,104	84%	\$ 55
2015-02	108	\$ 6,621	\$ 337	\$ 6,958	\$ 7,000	\$ 42	99%	\$ 64
2015-03	108	\$ 2,211	\$ 337	\$ 2,548	\$ 7,034	\$ 4,486	36%	\$ 24
2015-04	107	\$ 5,782	\$ 334	\$ 6,116	\$ 6,935	\$ 819	88%	\$ 57
2015-05	107	\$ 1,915	\$ 334	\$ 2,249	\$ 6,935	\$ 4,686	32%	\$ 21
2015-06	103	\$ 4,696	\$ 321	\$ 5,017	\$ 6,666	\$ 1,649	75%	\$ 49
Total	1,282	\$ 55,983	\$ 4,005	\$ 59,988	\$ 83,260	\$ 23,272	72%	\$ 47
Mo. Avg.	107	\$ 4,665	\$ 334	\$ 4,999	\$ 6,938	\$ 1,939		\$ 47

Monthly Contribution Rates

Premiums	
Employee Only	\$ 42.56
Employee + Spouse	\$ 76.62
Employee + Child(ren)	\$ 99.28
Employee + Family	\$ 141.06



Monthly Experience Report

Glendale Elementary School District

Dates: (7/1/2015-6/30/2016)



Name: Valley Schools Employee Benefits Trust
 Plan: All
 Funding: Self Funded

a	b	c	d	e	f	g	h	i
Date	Employees	Paid Dental Claims	Fixed Expenses	Total Incurred Claims & Expenses	Contributions	Surplus/ (Deficit)	Total Cost Loss Ratio	Total Cost PEPM
2015-07	956	\$ 64,636	\$ 3,002	\$ 67,638	\$ 37,954	\$ (29,684)	178%	\$ 71
2015-08	-	\$ -	\$ -	\$ -	\$ -	\$ -		
2015-09	-	\$ -	\$ -	\$ -	\$ -	\$ -		
2015-10	-	\$ -	\$ -	\$ -	\$ -	\$ -		
2015-11	-	\$ -	\$ -	\$ -	\$ -	\$ -		
2015-12	-	\$ -	\$ -	\$ -	\$ -	\$ -		
2016-01	-	\$ -	\$ -	\$ -	\$ -	\$ -		
2016-02	-	\$ -	\$ -	\$ -	\$ -	\$ -		
2016-03	-	\$ -	\$ -	\$ -	\$ -	\$ -		
2016-04	-	\$ -	\$ -	\$ -	\$ -	\$ -		
2016-05	-	\$ -	\$ -	\$ -	\$ -	\$ -		
2016-06	-	\$ -	\$ -	\$ -	\$ -	\$ -		
Total	956	\$ 64,636	\$ 3,002	\$ 67,638	\$ 37,954	\$ (29,684)	178%	\$ 71
Mo. Avg.	956	\$ 64,636	\$ 3,002	\$ 67,638	\$ 37,954	\$ (29,684)		\$ 71



Monthly Experience Report
 Glendale Elementary School District
 Dates: (7/1/2015-6/30/2016)



Name: Valley Schools Employee Benefits Trust
 Plan: Delta Dental-Base Plan
 Funding: Self Funded

a	b	c	d	e	f	g	h	i
Date	Employees	Paid Dental Claims	Fixed Expenses	Total Incurred Claims & Expenses	Contributions	Surplus/ (Deficit)	Total Cost Loss Ratio	Total Cost PEPM
2015-07	836	\$ 51,842	\$ 2,624	\$ 54,466	\$ 29,459	\$ (25,007)	185%	\$ 65
2015-08				\$ -	\$ -	\$ -		
2015-09				\$ -	\$ -	\$ -		
2015-10				\$ -	\$ -	\$ -		
2015-11				\$ -	\$ -	\$ -		
2015-12				\$ -	\$ -	\$ -		
2016-01				\$ -	\$ -	\$ -		
2016-02				\$ -	\$ -	\$ -		
2016-03				\$ -	\$ -	\$ -		
2016-04				\$ -	\$ -	\$ -		
2016-05				\$ -	\$ -	\$ -		
2016-06				\$ -	\$ -	\$ -		
Total	836	\$ 51,842	\$ 2,624	\$ 54,466	\$ 29,459	\$ (25,007)	185%	\$ 65
Mo. Avg.	836	\$ 51,842	\$ 2,624	\$ 54,466	\$ 29,459	\$ (25,007)		\$ 65

Monthly Contribution Rates

Premiums	
Employee Only	\$ 26.18
Employee + Spouse	\$ 53.64
Employee + Child(ren)	\$ 61.50
Employee + Family	\$ 91.60



Monthly Experience Report

Glendale Elementary School District

Dates: (7/1/2015-6/30/2016)



Name: Valley Schools Employee Benefits Trust
 Plan: Delta Dental-Buy Up Plan
 Funding: Self Funded

a	b	c	d	e	f	g	h	i
Date	Employees	Paid Dental Claims	Fixed Expenses	Total Incurred Claims & Expenses	Contributions	Surplus/ (Deficit)	Total Cost Loss Ratio	Total Cost PEPM
2015-07	120	\$ 12,794	\$ 378	\$ 13,172	\$ 8,495	\$ (4,677)	155%	\$ 110
2015-08				\$ -	\$ -	\$ -		
2015-09				\$ -	\$ -	\$ -		
2015-10				\$ -	\$ -	\$ -		
2015-11				\$ -	\$ -	\$ -		
2015-12				\$ -	\$ -	\$ -		
2016-01				\$ -	\$ -	\$ -		
2016-02				\$ -	\$ -	\$ -		
2016-03				\$ -	\$ -	\$ -		
2016-04				\$ -	\$ -	\$ -		
2016-05				\$ -	\$ -	\$ -		
2016-06				\$ -	\$ -	\$ -		
Total	120	\$ 12,794	\$ 378	\$ 13,172	\$ 8,495	\$ (4,677)	155%	\$ 110
Mo. Avg.	120	\$ 12,794	\$ 378	\$ 13,172	\$ 8,495	\$ (4,677)		\$ 110

Monthly Contribution Rates

Premiums	
Employee Only	\$ 42.56
Employee + Spouse	\$ 76.62
Employee + Child(ren)	\$ 99.28
Employee + Family	\$ 141.06

GLENDALE ELEMENTARY SCHOOL DISTRICT

INFORMATIONAL AGENDA ITEM

Reports, presentations and other similar items are submitted to the Trust Board as information and do not require action.

AGENDA NO: 5d TOPIC: Financial Review

SUBMITTED BY: Mike Barragan, Assistant Superintendent for Financial & Auxiliary Services

DATE ASSIGNED FOR CONSIDERATION: September 16, 2015

The Trust Board will be presented with a Financial Report for May 2015 from Fester & Chapman, P.C., Certified Public Accountants. The "Ending Net Position reserved for Claims and Expenses" as of May 31, 2015 is \$7,404,261.88.

**VALLEY SCHOOLS EMPLOYEE BENEFITS TRUST,
GLENDALE ELEMENTARY SCHOOL DISTRICT TRUST MEMBER**

Statement of Revenues, Expenses and
Changes in Net Position--Cash Basis
with
Accountants' Compilation Report

May 31, 2015

Fester & Chapman P.C.
Certified Public Accountants

Fester & Chapman P.C.

Certified
Public
Accountants

4001 North 3rd Street
Suite 275
Phoenix, AZ 85012-2086

Tel: (602) 264-3077
Fax: (602) 265-6241

Accountants' Compilation Report

Board of Directors
Valley Schools Employee Benefits Trust
Phoenix, Arizona

We have compiled the accompanying statement of revenues, expenses and changes in net position—cash basis of Valley Schools Employee Benefits Trust (the Trust), Glendale Elementary School District trust member (the Member), for the eleven months ended May 31, 2015. We have not audited or reviewed the accompanying financial statement and, accordingly, do not express an opinion or provide any assurance about whether the financial statement is in accordance with the cash basis of accounting. The Member is not a separate Fund of the Trust and does not maintain an undivided interest in the Trust's net position.

Management is responsible for the preparation and fair presentation of the financial statement in accordance with the cash basis of accounting and for designing, implementing, and maintaining internal control relevant to the preparation and fair presentation of the financial statement.

Our responsibility is to conduct the compilation in accordance with Statements on Standards for Accounting and Review Services issued by the American Institute of Certified Public Accountants. The objective of a compilation is to assist management in presenting financial information in the form of a financial statement without undertaking to obtain or provide any assurance that there are no material modifications that should be made to the financial statement.

The Member does not constitute a separate reporting entity as defined by generally accepted accounting principles.

Management has elected to omit substantially all of the disclosures ordinarily included in financial statements prepared in accordance with the cash basis of accounting. If the omitted disclosures were included in the financial statement, they might influence the user's conclusions about the Member's results of operations. Accordingly, the financial statement is not designed for those who are not informed about such matters.

This financial statement is intended for the Trust's and the Member's management use only.

We are not independent with respect to Valley Schools Employee Benefits Trust.

Fester & Chapman P.C.

July 24, 2015

**Valley Schools Employee Benefits Trust
Statement of Revenues, Expenses and
Changes in Net Position by District—Cash Basis
For the Eleven Months Ended May 31, 2015**

Glendale
Elementary

Operating revenues	
Contributions	\$ 10,765,000.00
Total operating revenues	<u>10,765,000.00</u>
Operating expenses	
Paid claims	6,301,881.06
Stop loss reimbursement	0.00
Fixed expense	847,994.40
H.S.A. contributions	371,632.81
Health insurance premiums	0.00
Short term disability premiums	88,777.83
Dental premiums	371,350.79
Vision plan premiums	66,346.00
Flexible spending premums	132,450.18
Life insurance premiums	109,737.59
Prepaid legal premiums	0.00
Insurance premium refunds	0.00
Wellness	802.49
Trust administration & mgmt.	0.00
ACA Fees	79,330.00
Total operating expenses	<u>8,370,303.15</u>
Operating income/(loss)	<u>2,394,696.85</u>
Non-operating revenue	
Interest income	38,959.98
Change in market value	(44,482.80)
Total non-operating revenue	<u>(5,522.82)</u>
Change in net position	<u>2,389,174.03</u>
Beginning net position reserved for claims and expenses	<u>5,015,087.85</u>
Ending net position reserved for claims and expenses	<u>\$ 7,404,261.88</u>

GLENDALE ELEMENTARY SCHOOL DISTRICT

INFORMATIONAL AGENDA ITEM

Reports, presentations and other similar items are submitted to the Trust Board as information and do not require action.

AGENDA NO: 5e TOPIC: Wellness and Benefits Program Update

SUBMITTED BY: Mike Barragan, Assistant Superintendent for Financial & Auxiliary Services

DATE ASSIGNED FOR CONSIDERATION: September 16, 2015

Ms. Davita Solter, Wellness Specialist, and Ms. Jodi Finnesy, Benefits Analyst, will present the Trust Board with an update on the Wellness and Benefit Programs.

GLENDALE ELEMENTARY SCHOOL DISTRICT

ACTION AGENDA ITEM

Reports, presentations and other similar items are submitted to the Trust Board as information and do not require action.

AGENDA NO: 6a TOPIC: Approval of Minutes

SUBMITTED BY: Mike Barragan, Assistant Superintendent for Financial & Auxiliary Services

DATE ASSIGNED FOR CONSIDERATION: September 16, 2015

RECOMMENDATION:

The minutes of the May 27, 2015 Regular Meeting are submitted for approval.

The minutes of the May 27, 2015 meeting are attached for review.

MINUTES OF THE REGULAR TRUST BOARD MEETING
Glendale Elementary School District No. 40 of Maricopa County, Arizona
District Office Governing Board Room 4:30 p.m.
May 27, 2015

Present:	<u>Board Members</u>	<u>Other Attendees</u>
	Mr. Lee Peterson	Mr. Mike Barragan
	Ms. Mary Ann Wilson	Mr. Rodney Petricek
	Ms. Bernadette Bolognini	Mr. John Dyer
	Ms. Cathey Mayes	Ms. Davita Solter
Absent:	Mr. Bob Gonzalo	Ms. Jodi Finnesy

Recorder: Josie Gardea

CALL TO ORDER

A quorum was acknowledged and the meeting was called to order at 4:30 p.m.

BOARD AND STAFF INTRODUCTIONS

VISITOR COMMENTS

None

APPROVAL OF AGENDA

Ms. Wilson moved to approve the Agenda as presented and Ms. Mayes seconded the motion. In a roll call vote, the motion carried.

INFORMATIONAL ITEMS

Assistant Superintendent's Update

Mr. Barragan presented Chairman Peterson with his Everyday Hero award since he was not able to attend the banquet. Mr. Barragan nominated the Trust Board members for the Award and acknowledged them for their generosity of time for serving on the Board.

Claims Experience Review – Medical

Mr. Barragan state that in April we incurred \$637,844 in medical claims which represents a monthly loss ratio of 99%. We have incurred \$5,870,081 year-to-date in claims (or a monthly average of \$587,008). Based on the trend we anticipate incurring approximately \$7,044,097 in medical claims by June 30, 2015.

Claims Experience Review – Dental

The district incurred \$44,031 in dental claims or a monthly loss ratio of 109% in the month of April. We have incurred \$345,130 year-to-date in claims (or a monthly average of \$34,513). Based on the trend we anticipate incurring approximately \$414,156 in dental claims by June 30, 2015.

Financial Review

The Trust Board was presented with a Financial Report for March from Fester & Chapman, P.C., Certified Public Accountants. The "Ending net position reserved for claims and expenses" as of March 31, 2015 are \$6,346,596.78.

Wellness Update

Ms. Solter reviewed the list of upcoming events and workshops.

ACTION ITEMS

Approval of Minutes

Ms. Bolognini sought approval of the April 22, 2015 Regular Trust Board Meeting; motion was seconded by Ms. Wilson. The motion passed unanimously.

Property, Casualty, and Liability Insurance

Ms. Mayes recommended that the Trust Board approve Arizona School Risk Retention Trust, Inc. (ASRRT) annual planning document (APD) renewal premiums, including the Trust administration fee for property, casualty and liability insurance effective July 1, 2015 – June 30, 2016 up to the maximum renewal amount of \$689,311. Ms. Bolognini seconded the motion. Upon a call to vote, the motion passed.

Request for Proposal – Third Party Administrator

Ms. Bolognini recommended that the Trust Board approve RFP 15.16.006, Workers' Compensation Third Party Administrator for Fiscal Year 2015-2016 with the right to renew for four (4) additional years to Tristar Risk Management. Ms. Mayes seconded the motion. Upon a call to vote, the motion passed.

Workers' Compensation Insurance

Ms. Bolognini recommended that the Trust Board approve renewal of the contract with Willis of Arizona, Inc. as insurance agent for re-insurance of Workers' Compensation for Fiscal Year 2015-2016 in the amount of \$9,950. Ms. Wilson seconded the motion. Upon a call to vote, the motion passed.

Self-Insurer Workers' Compensation Guaranty Bond

Ms. Bolognini recommended that the Trust Board approve the self-insurer workers' compensation guaranty annual bond renewal and premium effective July 1, 2015 – June 30, 2016 with Travelers Casualty and Surety Company of America in the amount of \$4,255 for a \$250,303 bond. Ms. Mayes seconded the motion. Upon a call to vote, the motion passed.

ADJOURNMENT

Ms. Mayes made a motion to adjourn; Ms. Bolognini seconded and the motion passed. Meeting was adjourned at 5:30 p.m.

GLENDALE ELEMENTARY SCHOOL DISTRICT

ACTION AGENDA ITEM

Reports, presentations and other similar items are submitted to the Trust Board as information and do not require action.

AGENDA NO: 6b TOPIC: 2015 - 2016 Trust Board Meeting Schedule

SUBMITTED BY: Mike Barragan, Assistant Superintendent for Financial & Auxiliary Services

DATE ASSIGNED FOR CONSIDERATION: September 16, 2015

The proposed meeting schedule for fiscal year 2015-2016 is attached.



Trust Board Meeting Schedule

2015 / 2016

DATE	TIME
September 16, 2015	4:30 pm
October 21, 2015	4:30 pm
November 11, 2015	4:30 pm
December 7, 2015	4:30 pm
January 13, 2016	4:30 pm
February 10, 2016	4:30 pm
March 9, 2016	4:30 pm
April 13, 2016	4:30 pm
May 11, 2016	4:30 pm
June 8, 2016	4:30 pm