

GLENDALE ELEMENTARY SCHOOL DISTRICT NO. 40

Trust Board Regular Meeting

May 11, 2016, 4:30 p.m.

Public Notice - Meeting Agenda

Notice of this meeting has been posted consistent with the requirements of A.R.S. §38-431.02. The meeting's location is the East Board Room in the District Office, 7301 N. 58th Avenue, Glendale.

The Board reserves the right to change the order of items on the agenda, with the exception of public hearings, which are scheduled for a specific time. Board members may participate via telephone conference call if necessary. At the chair's discretion, the Board may carry over consideration of any business not concluded by 6:00 p.m. to the next regular meeting's agenda.

1. Call to Order

2. Board and Staff Introductions

3. Call to the Public

The public is invited to address the Board on any issue within its jurisdiction, subject to reasonable time, place and manner restrictions. Trust Board members are not permitted to discuss or take legal action on matters raised during open call to the public unless the matters are properly noticed for discussion and legal action. However, the law permits Trust Board members to do the following at the conclusion of the open call to the public: (a) Respond to criticism made by those who have addressed the Board; (b) Ask staff to review a matter; or (c) Ask that a matter be put on a future agenda.

Those wishing to address the Trust Board should complete a "Call to the Public" form and submit it to the Trust Board Secretary prior to the start of the meeting. Each speaker will be provided three (3) minutes to address the Trust Board, unless provided other direction by the Board. At the outset of the speaker's remarks, the speaker should state their name and the Trust Board requests that the speaker provide his/her address.

4. Approval of Agenda

5. Consent Agenda

a. Approval of Minutes

The minutes of the April 20, 2016 Regular Trust Board Meeting are submitted for approval.

6. Informational Items

- a. Assistant Superintendents Update**
- b. Claims Experience Review - Medical**
- c. Claims Experience Review - Dental**
- d. Financial Review**
- e. Wellness Update**
- f. Insurance Benefit Update**

7. Adjournment

GLENDALE ELEMENTARY SCHOOL DISTRICT
TRUST BOARD

ACTION AGENDA ITEM

AGENDA NO: 5.a. TOPIC: Approval of Minutes

SUBMITTED BY: Mike Barragan, Assistant Superintendent for Financial & Auxiliary Services

DATE ASSIGNED FOR CONSIDERATION: May 11, 2016

RECOMMENDATION:

The minutes of the April 20, 2016 Regular Meeting are submitted for approval.

The minutes of the April 20, 2016 meeting are attached.

MINUTES OF THE REGULAR TRUST BOARD MEETING
Glendale Elementary School District No. 40 of Maricopa County, Arizona
District Office Governing Board Room 4:30 p.m.
April 20, 2016

Present: Board Members

Mr. Lee Peterson
Ms. Bernadette Bolognini
Ms. Cathey Mayes
Ms. Mary Ann Wilson

Other Attendees

Mr. Mike Barragan
Ms. Jodi Finnesy
Mr. Rod Petricek
Ms. Davita Solter
Ms. Darlene Kracht

Absent: None

Call to Order

Mr. Peterson acknowledged a quorum was present and the meeting was called to order at 4:35 p.m.

Board and Staff Introductions

Mr. Peterson welcomed any new attendees and sought introductions.

Visitors Comments

None

Approval of Agenda

Ms. Bolognini moved to accept and approve the agenda as presented, Ms. Mayes seconded.

Motion passed 4 - 0

Consent Agenda

Approval of Minutes

Ms. Bolognini sought approval of the March 30, 2016 Regular Trust Board Meeting; motion seconded by Ms. Wilson.
The motion passed 4 - 0.

INFORMATIONAL ITEM

Claims Experience Review - Medical

Mr. Barragan stated in February 2016, we incurred \$606,150 in medical claims, which represents a monthly loss ratio of 96%. We have incurred \$4,574,119 year-to-date in claims. Based on the trend we anticipate incurring approximately \$6,861,180 in medical claims or a loss ratio of 93% by June 30, 2016.

Claims Experience Review - Dental

Mr. Barragan stated in February 2016, we incurred \$43,218 in dental claims or a monthly loss ratio of 102%. We have incurred \$350,744 year-to-date in claims (or a monthly average of \$43,843). Based on the trend we anticipate incurring approximately \$526,116 in dental claims or a loss ratio of 106% by June 30, 2016.

Financial Review

Mr. Barragan presented the Trust Board with a Financial Report from Fester & Chapman, P.C., Certified Public Accountants. The "Ending net position reserved for claims and expenses" as of February 29, 2016 is \$7,251,960.68.

Wellness Update

Ms. Solter, Wellness Specialist, presented on the upcoming events being offered to employees; specifically about Step Challenge, Market on the Move, Blood Drive, Hiking at Skyline Regional Park in Buckeye.

Insurance Benefit Update

Ms. Jodi Finnesy, Benefits Analyst, presented the Trust Board with an update on Employee Benefits and spoke about the upcoming GESD open enrollment scheduled May 2nd - May 13th.

ACTION ITEMS

Ms. Mayes moved to approve items A through E in one action but requested the minutes reflect item 7.c to state Unum as the provider, and that Mid-Term Disability is employer paid. Ms. Bolognini seconded the motion. Upon call to vote, the motion carried 4-0 and the following items were approved:

- Vision Insurance The Trust Board approved Vision benefits through United Healthcare as presented for 2016-2017.
- Short-Term Disability Insurance The Trust Board approved Short-Term Disability benefits through Assurant as presented for 2016-2017.
- Mid-Term Disability Insurance The Trust Board approved Mid-Term Disability benefits through Unum as presented for 2016-2017.
- Life Insurance The Trust Board approved Life Insurance benefits through Voya Financial as presented for 2016-2017.
- Total Dental Administrators (TDA) Insurance The Trust Board approved Total Dental Administrators (TDA) Insurance through Delta Dental as presented for 2016-2017.

ACTION ITEMS

Ms. Mayes moved to approve items F through H in one action as presented and Ms. Wilson seconded the motion. Upon call to vote, the motion carried 4-0 and the following items were approved:

- Workers' Compensation Insurance The Trust Board renewed the contract with Willis of Arizona, Inc. as presented for 2016-2017.
- Claims Service Agreement The Trust Board approved the contract with Tristar Risk Management as presented for 2016-2017.
- Excess Workers' Compensation Insurance The Trust Board approved obtaining supplemental insurance for workers' compensation from Safety National Casualty Company as presented for 2016-2017.
- Authorization to Settle Claims Ms. Wilson moved to approve the recommendation to authorize the Assistant Superintendent for Finance and Auxiliary Services, or his designee, to approve the settlement and payment of claims up to the deductible limits in the insurance policy for fiscal year 2016-2017. Ms. Bolognini seconded the motion. Upon call to vote, the motion carried 4-0.
- Flexible Spending Account Ms. Mayes moved to approve the recommendation to approve the renewal Flexible Spending Account (FSA) benefits through Basic as presented for 2016-2017. Ms. Bolognini seconded the motion. Upon call to vote, the motion carried 4-0.

Adjournment

Ms. Bolognini motioned to adjourn; Ms. Wilson seconded; the motion carried. Passes 4-0

There being no further business, the meeting was adjourned at 5:35 p.m.

GLENDALE ELEMENTARY SCHOOL DISTRICT

INFORMATIONAL AGENDA ITEM

Reports, presentations and other similar items are submitted to the Trust Board as information and do not require action.

AGENDA NO: 6.a TOPIC: Assistant Superintendent's Update

SUBMITTED BY: Mr. Mike Barragan, Assistant Superintendent for Financial & Auxiliary Services

DATE ASSIGNED FOR CONSIDERATION: May 11, 2016

Mr. Barragan will provide an update pertaining to Glendale Elementary School District's Business Operations.

GLENDALE ELEMENTARY SCHOOL DISTRICT

INFORMATIONAL AGENDA ITEM

Reports, presentations and other similar items are submitted to the Trust Board as information and do not require action.

AGENDA NO: 6.b TOPIC: Claims Experience Review - Medical

SUBMITTED BY: Mike Barragan, Assistant Superintendent for Financial & Auxiliary Services

DATE ASSIGNED FOR CONSIDERATION: May 11, 2016

In March, we incurred \$595,909 in medical claims, which represents a monthly loss ratio of 95%. We have incurred \$5,169,581 year-to-date in claims or a monthly average of \$574,398.

There are 11 claims over \$75,000 and three have exceeded the stop loss level of \$150,000. As of March, GESD anticipates \$186,956 in refunds.

Based on the trend, we anticipate incurring approximately \$6,892,776 in medical claims or a loss ratio of 94% by June 30, 2016



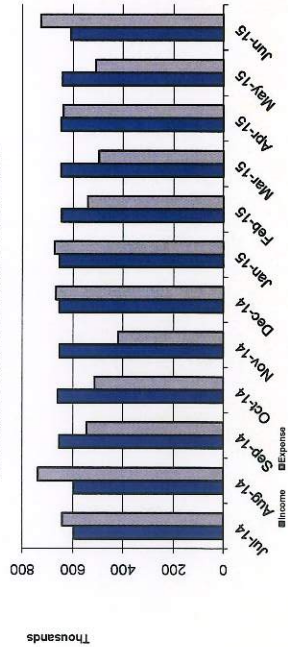
Monthly Experience Report
 Glendale Elementary School District
 Dates: (7/1/2015-6/30/2016)




Name: Valley Schools Employee Benefits Trust
 Plan: All
 Funding: Self Funded

a	b	c	d	e	f	g	h	i	j	k	l	m	n	o
Date	Employees	Members	Paid Variable Medical Claims	Less Estimated Stop Loss Refunds	Paid RX Claims	Total Net Medical/RX Claims	PMPM Estimated ACA Fees	PEPM Fixed Expenses	Total Incurred Claims & Expenses	Total Calculated Premium Equivalent	Surplus/ (Deficit)	Total Cost Loss Ratio	Total Cost PMPM	Prior Year YTD Loss Ratio*
2015-07	979	1,283	\$ 370,614	\$ -	\$ 97,414	\$ 468,028	\$ 4,016	\$ 60,620	\$ 532,664	\$ 553,198	\$ 20,534	96%	\$ 415	107%
2015-08	977	1,277	\$ 372,283	\$ -	\$ 98,413	\$ 470,696	\$ 3,997	\$ 60,496	\$ 535,189	\$ 550,705	\$ 15,516	97%	\$ 419	116%
2015-09	1,101	1,442	\$ 384,451	\$ -	\$ 111,702	\$ 496,153	\$ 4,513	\$ 68,173	\$ 568,839	\$ 619,272	\$ 50,433	92%	\$ 394	104%
2015-10	1,138	1,477	\$ 276,375	\$ -	\$ 101,723	\$ 378,098	\$ 4,623	\$ 70,465	\$ 453,186	\$ 636,088	\$ 182,902	71%	\$ 307	97%
2015-11	1,135	1,481	\$ 539,582	\$ 54,158	\$ 98,196	\$ 583,620	\$ 4,636	\$ 70,279	\$ 658,535	\$ 636,589	\$ (21,945)	103%	\$ 445	90%
2015-12	1,138	1,490	\$ 392,895	\$ 47,792	\$ 131,676	\$ 476,779	\$ 4,664	\$ 70,465	\$ 551,908	\$ 639,404	\$ 87,496	86%	\$ 370	92%
2016-01	1,124	1,473	\$ 513,156	\$ 39,734	\$ 119,565	\$ 592,987	\$ 4,610	\$ 69,598	\$ 667,195	\$ 631,620	\$ (35,575)	106%	\$ 453	94%
2016-02	1,120	1,465	\$ 435,350	\$ 14,052	\$ 110,922	\$ 532,220	\$ 4,585	\$ 69,351	\$ 606,156	\$ 628,604	\$ 22,447	96%	\$ 414	93%
2016-03	1,122	1,469	\$ 451,958	\$ 31,220	\$ 101,099	\$ 521,837	\$ 4,598	\$ 69,474	\$ 595,909	\$ 629,740	\$ 33,831	95%	\$ 406	91%
2016-04	-	-	\$ -	\$ -	\$ -	\$ -	\$ -	\$ -	\$ -	\$ -	\$ -	-	\$ -	92%
2016-05	-	-	\$ -	\$ -	\$ -	\$ -	\$ -	\$ -	\$ -	\$ -	\$ -	-	\$ -	91%
2016-06	-	-	\$ -	\$ -	\$ -	\$ -	\$ -	\$ -	\$ -	\$ -	\$ -	-	\$ -	93%
Total	9,834	12,857	\$ 3,736,664	\$ 186,956	\$ 970,710	\$ 4,520,418	\$ 40,242	\$ 608,921	\$ 5,169,581	\$ 5,525,221	\$ 355,639	94%	\$ 402	
Mo. Avg.	1,093	1,429	\$ 415,185	\$ 20,773	\$ 107,857	\$ 502,269	\$ 4,471	\$ 67,658	\$ 574,398	\$ 613,913	\$ 39,515		\$ 402	
PY Mo. Avg. @ 6/30/15	1,146	1,475	\$ 477,598	\$ 76,569	\$ 113,289	\$ 514,318	\$ 6,830	\$ 70,981	\$ 592,129	\$ 637,554	\$ 45,425	93%	\$ 401	

HISTORICAL MONTHLY INCOME VS EXPENSE



CURRENT PLAN YR CUMULATIVE INCOME VS EXPENSE





Monthly Experience Report

Glendale Elementary School District
 Dates: (7/1/2015-6/30/2016)



Name: Valley Schools Employee Benefits Trust
 Plan: All Active
 Funding: Self Funded

a	b	c	d	e	f	g	h	i	j	k	l	m	n
Date	Employees	Members	Paid Variable Medical Claims	Less Estimated Stop Loss Refunds	Paid RX Claims	Total Net Medical/RX Claims	PHIPM Estimated ACA Fees	PEPIM Fixed Expenses	Total Incurred Claims & Expenses	Total Calculated Premium Equivalent	Surplus/ (Deficit)	Total Cost Loss Ratio	Total Cost PHIPM
2015-07	947	1,245	\$ 324,673	\$ -	\$ 81,287	\$ 405,970	\$ 3,897	\$ 58,638	\$ 468,505	\$ 535,170	\$ 66,666	88%	\$ 376
2015-08	949	1,247	\$ 319,464	\$ -	\$ 81,458	\$ 400,922	\$ 3,903	\$ 58,762	\$ 463,587	\$ 535,604	\$ 72,017	87%	\$ 372
2015-09	1,080	1,419	\$ 366,799	\$ -	\$ 94,638	\$ 461,437	\$ 4,441	\$ 66,873	\$ 532,751	\$ 607,733	\$ 74,981	88%	\$ 375
2015-10	1,116	1,454	\$ 258,507	\$ -	\$ 82,696	\$ 341,203	\$ 4,551	\$ 69,103	\$ 414,857	\$ 624,595	\$ 209,738	66%	\$ 285
2015-11	1,113	1,458	\$ 409,336	\$ -	\$ 93,129	\$ 502,465	\$ 4,564	\$ 68,917	\$ 575,946	\$ 625,096	\$ 49,151	92%	\$ 395
2015-12	1,117	1,469	\$ 368,843	\$ 11,225	\$ 100,058	\$ 457,676	\$ 4,598	\$ 69,165	\$ 531,439	\$ 628,783	\$ 97,344	85%	\$ 362
2016-01	1,109	1,458	\$ 467,072	\$ 15,052	\$ 115,677	\$ 567,697	\$ 4,564	\$ 68,669	\$ 640,930	\$ 624,051	\$ (16,878)	103%	\$ 440
2016-02	1,103	1,448	\$ 426,626	\$ 8,976	\$ 108,551	\$ 526,201	\$ 4,532	\$ 68,298	\$ 599,031	\$ 620,018	\$ 20,986	97%	\$ 414
2016-03	1,107	1,454	\$ 441,156	\$ 31,220	\$ 98,704	\$ 508,640	\$ 4,551	\$ 68,545	\$ 581,736	\$ 622,110	\$ 40,374	94%	\$ 400
2016-04	-	-	\$ -	\$ -	\$ -	\$ -	\$ -	\$ -	\$ -	\$ -	\$ -	-	
2016-05	-	-	\$ -	\$ -	\$ -	\$ -	\$ -	\$ -	\$ -	\$ -	\$ -	-	
2016-06	-	-	\$ -	\$ -	\$ -	\$ -	\$ -	\$ -	\$ -	\$ -	\$ -	-	
Total	9,641	12,652	\$ 3,382,476	\$ 66,473	\$ 856,208	\$ 4,172,211	\$ 39,601	\$ 596,970	\$ 4,808,782	\$ 5,423,160	\$ 614,378	89%	\$ 380
Mo. Avg.	1,071	1,406	\$ 375,831	\$ 7,386	\$ 95,134	\$ 463,579	\$ 4,400	\$ 66,330	\$ 534,309	\$ 602,573	\$ 68,264		\$ 380



Monthly Experience Report

Glendale Elementary School District
 Dates: (7/1/2015-6/30/2016)



Name: Valley Schools Employee Benefits Trust
 Plan: All COBRA
 Funding: Self Funded

a	b	c	d	e	f	g	h	i	j	k	l	m	n
Date	Employees	Members	Paid Variable Medical Claims	Less Estimated Stop Loss Refunds	Paid RX Claims	Total Net Medical/RX Claims	PIPM Estimated ACA Fees	PEPIM Fixed Expenses	Total Incurred Claims & Expenses	Total Calculated Premium Equivalent	Surplus/ (Deficit)	Total Cost Loss Ratio	Total Cost PMP/MI
2015-07	32	38	\$ 45,941	\$ -	\$ 16,117	\$ 62,058	\$ 119	\$ 1,982	\$ 64,159	\$ 18,028	\$ (46,130)	356%	\$ 1,688
2015-08	28	30	\$ 52,819	\$ -	\$ 16,955	\$ 69,774	\$ 94	\$ 1,734	\$ 71,602	\$ 15,100	\$ (56,502)	474%	\$ 2,387
2015-09	21	23	\$ 17,652	\$ -	\$ 17,064	\$ 34,716	\$ 72	\$ 1,300	\$ 36,088	\$ 11,540	\$ (24,548)	313%	\$ 1,569
2015-10	22	23	\$ 17,868	\$ -	\$ 19,027	\$ 36,895	\$ 72	\$ 1,362	\$ 38,329	\$ 11,493	\$ (26,836)	333%	\$ 1,666
2015-11	22	23	\$ 130,246	\$ 54,158	\$ 5,067	\$ 81,155	\$ 72	\$ 1,362	\$ 82,589	\$ 11,493	\$ (71,096)	719%	\$ 3,591
2015-12	21	21	\$ 24,052	\$ 36,567	\$ 31,618	\$ 19,103	\$ 66	\$ 1,300	\$ 20,469	\$ 10,621	\$ (9,848)	193%	\$ 975
2016-01	15	15	\$ 46,084	\$ 24,682	\$ 3,888	\$ 25,290	\$ 47	\$ 929	\$ 26,266	\$ 7,569	\$ (18,697)	347%	\$ 1,751
2016-02	17	17	\$ 8,724	\$ 5,076	\$ 2,371	\$ 6,019	\$ 53	\$ 1,053	\$ 7,125	\$ 8,586	\$ 1,461	83%	\$ 419
2016-03	15	15	\$ 10,802	\$ -	\$ 2,395	\$ 13,197	\$ 47	\$ 929	\$ 14,173	\$ 7,630	\$ (6,543)	186%	\$ 945
2016-04	-	-	\$ -	\$ -	\$ -	\$ -	\$ -	\$ -	\$ -	\$ -	\$ -	-	\$ -
2016-05	-	-	\$ -	\$ -	\$ -	\$ -	\$ -	\$ -	\$ -	\$ -	\$ -	-	\$ -
2016-06	-	-	\$ -	\$ -	\$ -	\$ -	\$ -	\$ -	\$ -	\$ -	\$ -	-	\$ -
Total	193	205	\$ 354,188	\$ 120,483	\$ 114,502	\$ 348,207	\$ 642	\$ 11,951	\$ 360,800	\$ 102,061	\$ (258,739)	354%	\$ 1,760
Mo. Avg.	21	23	\$ 39,354	\$ 13,387	\$ 12,722	\$ 38,690	\$ 71	\$ 1,328	\$ 40,089	\$ 11,340	\$ (28,749)		\$ 1,760



Monthly Experience Report

Glendale Elementary School District
 Dates: (7/1/2015-6/30/2016)



Name: Valley Schools Employee Benefits Trust
 Plan: Choice Plus Plan #104 (Low POS)-Active
 Funding: Self Funded

a	b	c	d	e	f	g	h	i	j	k	l	m	n
Date	Employees	Members	Paid Variable Medical Claims	Less Estimated Stop Loss Refunds	Paid RX Claims	Total Net Medical/RX Claims	PMPM Estimated ACA Fees	PEPMM Fixed Expenses	Total Incurred Claims & Expenses	Total Calculated Premium Equivalent	Surplus/ (Deficit)	Total Cost Loss Ratio	Total Cost PMPMM
2015-07	640	824	\$ 261,100	\$ -	\$ 77,170	\$ 338,270	\$ 2,579	\$ 39,629	\$ 380,478	\$ 375,813	\$ (4,665)	101%	\$ 462
2015-08	640	822	\$ 268,738	\$ -	\$ 75,813	\$ 344,551	\$ 2,573	\$ 39,629	\$ 386,753	\$ 375,032	\$ (11,721)	103%	\$ 471
2015-09	707	917	\$ 326,942	\$ -	\$ 89,153	\$ 416,095	\$ 2,870	\$ 43,777	\$ 462,742	\$ 415,352	\$ (47,390)	111%	\$ 505
2015-10	725	933	\$ 228,210	\$ -	\$ 76,785	\$ 304,995	\$ 2,920	\$ 44,892	\$ 352,807	\$ 424,329	\$ 71,521	83%	\$ 378
2015-11	723	936	\$ 363,223	\$ -	\$ 87,066	\$ 450,289	\$ 2,930	\$ 44,768	\$ 497,987	\$ 424,253	\$ (73,734)	117%	\$ 532
2015-12	727	946	\$ 325,413	\$ 11,225	\$ 93,479	\$ 407,667	\$ 2,981	\$ 45,016	\$ 455,644	\$ 427,668	\$ (27,976)	107%	\$ 482
2016-01	724	942	\$ 377,239	\$ 15,052	\$ 107,869	\$ 470,056	\$ 2,948	\$ 44,830	\$ 517,834	\$ 425,390	\$ (92,444)	122%	\$ 550
2016-02	718	933	\$ 368,513	\$ 8,976	\$ 101,726	\$ 461,263	\$ 2,920	\$ 44,459	\$ 508,642	\$ 421,640	\$ (87,003)	121%	\$ 545
2016-03	722	938	\$ 333,154	\$ 31,220	\$ 88,898	\$ 390,832	\$ 2,936	\$ 44,706	\$ 438,474	\$ 423,394	\$ (15,080)	104%	\$ 467
2016-04													
2016-05													
2016-06													
Total	6,326	8,191	\$ 2,852,532	\$ 66,473	\$ 797,959	\$ 3,584,018	\$ 25,638	\$ 391,706	\$ 4,001,362	\$ 3,712,870	\$ (288,492)	108%	\$ 489
Mo. Avg.	703	910	\$ 316,948	\$ 7,386	\$ 88,662	\$ 398,224	\$ 2,849	\$ 43,523	\$ 444,596	\$ 412,541	\$ (32,055)		\$ 489

Monthly Contribution Rates

Premiums	
Employee Only	\$ 498.70
Employee + Spouse	\$ 1,042.85
Employee + Child(ren)	\$ 948.05
Employee + Family	\$ 1,374.67



Monthly Experience Report
 Glendale Elementary School District
 Dates: (7/1/2015-6/30/2016)



Name: Valley Schools Employee Benefits Trust
 Plan: Choice Plus Plan #104(Low POS)-COBRA
 Funding: Self Funded

a	b	c	d	e	f	g	h	i	j	k	l	m	n
Date	Employees	Members	Paid Variable Medical Claims	Less Estimated Stop Loss Refunds	Paid RX Claims	Total Net Medical/RX Claims	PMPM Estimated ACA Fees	PEPM Fixed Expenses	Total Incurred Claims & Expenses	Total Calculated Premium Equivalent	Surplus/ (Deficit)	Total Cost Loss Ratio	Total Cost PMPM
2015-07	30	35	\$ 41,138	\$ -	\$ 15,918	\$ 57,056	\$ 110	\$ 1,858	\$ 59,024	\$ 16,709	\$ (42,315)	353%	\$ 1,686
2015-08	26	27	\$ 13,249	\$ -	\$ 16,144	\$ 29,393	\$ 85	\$ 1,610	\$ 31,088	\$ 13,781	\$ (17,307)	226%	\$ 1,151
2015-09	19	20	\$ 15,000	\$ -	\$ 15,955	\$ 30,955	\$ 63	\$ 1,176	\$ 32,194	\$ 10,220	\$ (21,974)	315%	\$ 1,610
2015-10	20	20	\$ 14,467	\$ -	\$ 17,814	\$ 32,281	\$ 63	\$ 1,238	\$ 33,582	\$ 10,173	\$ (23,408)	330%	\$ 1,679
2015-11	20	20	\$ 119,058	\$ 54,158	\$ 3,519	\$ 68,419	\$ 63	\$ 1,238	\$ 69,720	\$ 10,173	\$ (59,546)	685%	\$ 3,486
2015-12	20	20	\$ 23,527	\$ 36,567	\$ 29,932	\$ 16,892	\$ 63	\$ 1,238	\$ 18,193	\$ 10,173	\$ (8,019)	179%	\$ 910
2016-01	14	14	\$ 45,801	\$ 24,682	\$ 2,713	\$ 23,832	\$ 44	\$ 867	\$ 24,743	\$ 7,121	\$ (17,621)	347%	\$ 1,767
2016-02	16	16	\$ 8,724	\$ 5,076	\$ 2,371	\$ 6,019	\$ 50	\$ 991	\$ 7,060	\$ 8,139	\$ 1,079	87%	\$ 441
2016-03	15	15	\$ 10,802	\$ -	\$ 2,395	\$ 13,197	\$ 47	\$ 929	\$ 14,173	\$ 7,630	\$ (6,543)	186%	\$ 945
2016-04													
2016-05													
2016-06													
Total	180	187	\$ 291,766	\$ 120,483	\$ 106,761	\$ 278,044	\$ 585	\$ 11,145	\$ 289,774	\$ 94,120	\$ (195,654)	308%	\$ 1,550
Mo. Avg.	20	21	\$ 32,418	\$ 13,387	\$ 11,862	\$ 30,894	\$ 65	\$ 1,238	\$ 32,197	\$ 10,458	\$ (21,739)		\$ 1,550

Monthly Contribution Rates

Premiums	
Employee Only	\$ 508.67
Employee + Spouse	\$ 1,063.71
Employee + Child(ren)	\$ 967.01
Employee + Family	\$ 1,402.16



Monthly Experience Report
 Glendale Elementary School District
 Dates: (7/1/2015-6/30/2016)



Name: Valley Schools Employee Benefits Trust
 Plan: HSA2600-Active
 Funding: Self Funded

a	b	c	d	e	f	g	h	i	j	k	l	m	n
Date	Employees	Members	Paid Variable Medical Claims	Less Estimated Stop Loss Refunds	Paid RX Claims	Total Net Medical/RX Claims	PMPM Estimated ACA Fees	PEPM Fixed Expenses	Total Incurred Claims & Expenses	Total Calculated Premium Equivalent	Surplus/ (Deficit)	Total Cost Loss Ratio	Total Cost PMPM
2015-07	307	421	\$ 63,573	\$ -	\$ 4,127	\$ 67,700	\$ 1,318	\$ 19,009	\$ 88,027	\$ 159,356	\$ 71,330	55%	\$ 209
2015-08	309	425	\$ 50,726	\$ -	\$ 5,645	\$ 56,371	\$ 1,330	\$ 19,133	\$ 76,834	\$ 160,572	\$ 83,738	48%	\$ 181
2015-09	373	502	\$ 39,857	\$ -	\$ 5,485	\$ 45,342	\$ 1,571	\$ 23,096	\$ 70,009	\$ 192,381	\$ 122,371	36%	\$ 139
2015-10	391	521	\$ 30,297	\$ -	\$ 5,911	\$ 36,208	\$ 1,631	\$ 24,211	\$ 62,050	\$ 200,266	\$ 138,216	31%	\$ 119
2015-11	390	522	\$ 46,113	\$ -	\$ 6,063	\$ 52,176	\$ 1,634	\$ 24,149	\$ 77,959	\$ 200,843	\$ 122,885	39%	\$ 149
2015-12	390	523	\$ 43,430	\$ -	\$ 6,579	\$ 50,009	\$ 1,637	\$ 24,149	\$ 75,795	\$ 201,116	\$ 125,321	38%	\$ 145
2016-01	385	516	\$ 89,833	\$ -	\$ 7,808	\$ 97,641	\$ 1,615	\$ 23,839	\$ 123,095	\$ 198,661	\$ 75,566	62%	\$ 239
2016-02	385	515	\$ 58,113	\$ -	\$ 6,825	\$ 64,938	\$ 1,612	\$ 23,839	\$ 90,389	\$ 198,378	\$ 107,989	46%	\$ 176
2016-03	385	516	\$ 108,002	\$ -	\$ 9,806	\$ 117,808	\$ 1,615	\$ 23,839	\$ 143,262	\$ 198,717	\$ 55,454	72%	\$ 278
2016-04													
2016-05													
2016-06													
Total	3,315	4,461	\$ 529,944	\$ -	\$ 58,249	\$ 588,193	\$ 13,963	\$ 205,264	\$ 807,420	\$ 1,710,290	\$ 902,870	47%	\$ 181
Mo. Avg.	368	496	\$ 58,883	\$ -	\$ 6,472	\$ 65,355	\$ 1,551	\$ 22,807	\$ 89,713	\$ 190,032	\$ 100,319		\$ 181

Monthly Contribution Rates

Premiums	
Employee Only	\$ 488.70
Employee + Spouse	\$ 855.14
Employee + Child(ren)	\$ 777.40
Employee + Family	\$ 1,127.23



Monthly Experience Report

Glendale Elementary School District
 Dates: (7/1/2015-6/30/2016)



Name: Valley Schools Employee Benefits Trust
 Plan: HSA2600-COBRA
 Funding: Self Funded

a	b	c	d	e	f	g	h	i	j	k	l	m	n
Date	Employees	Members	Paid Variable Medical Claims	Less Estimated Stop Loss Refunds	Paid RX Claims	Total Net Medical/RX Claims	PIPIM Estimated ACA Fees	PEPM Fixed Expenses	Total Incurred Claims & Expenses	Total Calculated Premium Equivalent	Surplus/ (Deficit)	Total Cost Loss Ratio	Total Cost PIPIM
2015-07	2	3	\$ 4,803	\$ -	\$ 199	\$ 5,002	\$ 9	\$ 9	\$ 124	\$ 5,135	\$ (3,816)	389%	\$ 1,712
2015-08	2	3	\$ 39,570	\$ -	\$ 811	\$ 40,381	\$ 9	\$ 9	\$ 124	\$ 40,514	\$ (39,195)	3070%	\$ 13,505
2015-09	2	3	\$ 2,652	\$ -	\$ 1,109	\$ 3,761	\$ 9	\$ 9	\$ 124	\$ 3,894	\$ (2,575)	295%	\$ 1,288
2015-10	2	3	\$ 3,401	\$ -	\$ 1,213	\$ 4,614	\$ 9	\$ 9	\$ 124	\$ 4,747	\$ (3,428)	360%	\$ 1,582
2015-11	2	3	\$ 11,188	\$ -	\$ 1,548	\$ 12,736	\$ 9	\$ 9	\$ 124	\$ 12,869	\$ (11,550)	975%	\$ 4,290
2015-12	1	1	\$ 525	\$ -	\$ 1,686	\$ 2,211	\$ 3	\$ 3	\$ 62	\$ 2,276	\$ (1,829)	509%	\$ 2,276
2016-01	1	1	\$ 283	\$ -	\$ 1,175	\$ 1,458	\$ 3	\$ 3	\$ 62	\$ 1,523	\$ (1,076)	340%	\$ 1,523
2016-02	1	1	\$ -	\$ -	\$ -	\$ -	\$ 3	\$ 3	\$ 62	\$ 65	\$ 382	15%	\$ 65
2016-03	-	-	\$ -	\$ -	\$ -	\$ -	\$ -	\$ -	\$ -	\$ -	\$ -	0%	\$ -
2016-04	-	-	\$ -	\$ -	\$ -	\$ -	\$ -	\$ -	\$ -	\$ -	\$ -	-	\$ -
2016-05	-	-	\$ -	\$ -	\$ -	\$ -	\$ -	\$ -	\$ -	\$ -	\$ -	-	\$ -
2016-06	-	-	\$ -	\$ -	\$ -	\$ -	\$ -	\$ -	\$ -	\$ -	\$ -	-	\$ -
Total	13	18	\$ 62,422	\$ -	\$ 7,741	\$ 70,163	\$ 56	\$ 806	\$ 71,025	\$ 7,941	\$ (63,084)	894%	\$ 3,946
Mo. Avg.	1	2	\$ 6,936	\$ -	\$ 860	\$ 7,796	\$ 6	\$ 90	\$ 7,892	\$ 882	\$ (7,009)		\$ 3,946

Monthly Contribution Rates

Premiums	
Employee Only	\$ 447.47
Employee + Spouse	\$ 872.24
Employee + Child(ren)	\$ 792.95
Employee + Family	\$ 1,149.77



Enrollment Detail

Glendale Elementary School District

Dates: (7/1/2015-6/30/2016)



Name: Valley Schools Employee Benefits Trust
 Plan: Choice Plus Plan #104 (Low POS)
 Funding: Self Funded

Date	Active			Total	Cobra			Total	Medical Plan Totals	
	EE	SP	CH		FAM	CH	SP			FAM
2015-07	542	25	49	640	28	1	0	1	30	670
2015-08	543	26	48	640	25	1	0	0	26	666
2015-09	596	28	59	707	18	1	0	0	19	726
2015-10	614	28	59	725	20	0	0	0	20	745
2015-11	609	28	63	723	20	0	0	0	20	743
2015-12	611	29	63	727	20	0	0	0	20	747
2016-01	609	30	62	724	14	0	0	0	14	738
2016-02	603	31	63	718	16	0	0	0	16	734
2016-03	603	32	71	722	15	0	0	0	15	737
2016-04	0	0	0	0	0	0	0	0	0	0
2016-05	0	0	0	0	0	0	0	0	0	0
2016-06	0	0	0	0	0	0	0	0	0	0



Enrollment Detail

Glendale Elementary School District

Dates: (7/1/2015-6/30/2016)



Name: Valley Schools Employee Benefits Trust

Plan: HSA2600

Funding: Self Funded


Date	Active			Total	Cobra			Total	Medical Plan Totals				
	EE	SP	CH		FAM	EE	SP			CH	FAM		
2015-07	247	11	39	307	10			10	1	0	0	2	309
2015-08	248	11	40	309	10			10	1	0	0	2	311
2015-09	305	15	40	373	13			13	1	0	0	2	375
2015-10	322	15	42	391	12			12	1	0	0	2	393
2015-11	318	15	45	390	12			12	1	0	0	2	392
2015-12	318	14	45	390	13			13	1	0	0	1	391
2016-01	314	15	43	385	13			13	1	0	0	1	386
2016-02	313	16	45	385	11			11	1	0	0	1	386
2016-03	312	16	46	385	11			11	0	0	0	0	385
2016-04	0	0	0	0	0			0	0	0	0	0	0
2016-05	0	0	0	0	0			0	0	0	0	0	0
2016-06	0	0	0	0	0			0	0	0	0	0	0



**Glendale Elementary School District
Paid Claims Greater Than \$75,000 by Claimant
Large Claims by Plan
(7/1/2015 through 6/30/2016)**




Large Claimants Over \$75,000



Claimant	Choice Plus #104	SL Level	SL Level Remaining	Expected Refunds	Claimant	HSA2600	SL Level	SL Level Remaining	Expected Refunds
1	\$270,483	\$150,000	\$0	\$120,483	4	\$132,003	\$150,000	\$17,997	\$0
2	\$184,535	\$150,000	\$0	\$34,535					
3	\$181,938	\$150,000	\$0	\$31,938					
5	\$104,175	\$150,000	\$45,825	\$0					
6	\$93,924	\$150,000	\$56,076	\$0					
7	\$88,935	\$150,000	\$61,065	\$0					
8	\$84,519	\$150,000	\$65,481	\$0					
9	\$93,181	\$150,000	\$56,820	\$0					
10	\$80,518	\$150,000	\$69,482	\$0					
11	\$77,329	\$150,000	\$72,671	\$0					
Total	\$1,259,536			\$186,956	Total	\$132,003			\$0




Glendale Elementary School District
Paid Claims Greater Than \$75,000 by Claimant
Monthly Financial Reporting
(7/1/2015 through 6/30/2016)




Name: Valley Schools Employee Benefits Trust District: Glendale Elementary School District Funding: Self-Funded			
Date	Plan Name	Claimant Relationship	Paid Amount
2015-07	Choice Plus #104	Subscriber	\$28,748.59
2015-08	Choice Plus #104	Subscriber	\$15,310.98
2015-09	Choice Plus #104	Subscriber	\$21,405.68
2015-10	Choice Plus #104	Subscriber	\$21,383.36
2015-11	Choice Plus #104	Subscriber	\$117,309.51
2015-12	Choice Plus #104	Subscriber	\$36,566.80
2016-01	Choice Plus #104	Subscriber	\$24,681.92
2016-02	Choice Plus #104	Subscriber	\$5,075.89
		Total for Claimant	\$270,482.73
2015-07	Choice Plus #104	Subscriber	\$6,678.94
2015-08	Choice Plus #104	Subscriber	\$26,559.54
2015-09	Choice Plus #104	Subscriber	\$34,681.12
2015-10	Choice Plus #104	Subscriber	\$1,009.91
2015-11	Choice Plus #104	Subscriber	\$56,869.06
2015-12	Choice Plus #104	Subscriber	\$35,426.23
2016-01	Choice Plus #104	Subscriber	\$15,052.03
2016-02	Choice Plus #104	Subscriber	\$8,115.77
2016-03	Choice Plus #104	Subscriber	\$142.41
		Total for Claimant	\$184,535.01



Glendale Elementary School District
Paid Claims Greater Than \$75,000 by Claimant
Monthly Financial Reporting
(7/1/2015 through 6/30/2016)



Date	Plan Name	Claimant Relationship	Paid Amount
	Name: Valley Schools Employee Benefits Trust District: Glendale Elementary School District Funding: Self-Funded		
2015-07	Choice Plus #104	Subscriber	\$1,067.38
2015-08	Choice Plus #104	Subscriber	\$5,672.22
2015-09	Choice Plus #104	Subscriber	\$18,278.16
2015-10	Choice Plus #104	Subscriber	\$17,023.49
2015-11	Choice Plus #104	Subscriber	\$30,750.85
2015-12	Choice Plus #104	Subscriber	\$32,423.18
2016-01	Choice Plus #104	Subscriber	\$33,889.12
2016-02	Choice Plus #104	Subscriber	\$11,755.76
2016-03	Choice Plus #104	Subscriber	\$31,077.72
		Total for Claimant	\$181,937.88
2015-07	HSA2600	Subscriber	\$19,762.39
2015-08	HSA2600	Subscriber	\$23,955.79
2015-09	HSA2600	Subscriber	\$14,177.78
2015-10	HSA2600	Subscriber	\$6,901.29
2015-11	HSA2600	Subscriber	\$9,261.44
2015-12	HSA2600	Subscriber	\$8,950.94
2016-01	HSA2600	Subscriber	\$10,722.33
2016-02	HSA2600	Subscriber	\$7,838.81
2016-03	HSA2600	Subscriber	\$30,432.09
		Total for Claimant	\$132,002.86




Glendale Elementary School District
Paid Claims Greater Than \$75,000 by Claimant
Monthly Financial Reporting
(7/1/2015 through 6/30/2016)



Name: Valley Schools Employee Benefits Trust District: Glendale Elementary School District Funding: Self-Funded			
Date	Plan Name	Claimant Relationship	Paid Amount
2015-07	Choice Plus #104	Spouse	\$944.13
2015-08	Choice Plus #104	Spouse	\$18,944.07
2015-09	Choice Plus #104	Spouse	\$17,991.26
2015-10	Choice Plus #104	Spouse	\$10,217.13
2015-11	Choice Plus #104	Spouse	\$18,820.93
2015-12	Choice Plus #104	Spouse	\$9,389.04
2016-01	Choice Plus #104	Spouse	\$9,554.57
2016-02	Choice Plus #104	Spouse	\$9,363.56
2016-03	Choice Plus #104	Spouse	\$8,949.94
		Total for Claimant	\$104,174.63
2015-09	Choice Plus #104	Subscriber	\$187.00
2015-10	Choice Plus #104	Subscriber	\$296.29
2015-11	Choice Plus #104	Subscriber	\$46.91
2015-12	Choice Plus #104	Subscriber	\$4,111.00
2016-01	Choice Plus #104	Subscriber	\$82,839.74
2016-02	Choice Plus #104	Subscriber	\$6,331.29
2016-03	Choice Plus #104	Subscriber	\$111.60
		Total for Claimant	\$93,923.83




Glendale Elementary School District
Paid Claims Greater Than \$75,000 by Claimant
Monthly Financial Reporting
(7/1/2015 through 6/30/2016)



Date	Plan Name	Claimant Relationship	Paid Amount
	Name: Valley Schools Employee Benefits Trust District: Glendale Elementary School District Funding: Self-Funded		
2015-07	Choice Plus #104	Subscriber	\$81.22
2015-08	Choice Plus #104	Subscriber	\$117.93
2015-09	Choice Plus #104	Subscriber	\$117.93
2015-10	Choice Plus #104	Subscriber	\$81.22
2015-11	Choice Plus #104	Subscriber	\$4,503.09
2015-12	Choice Plus #104	Subscriber	\$19,206.99
2016-01	Choice Plus #104	Subscriber	\$37,049.12
2016-02	Choice Plus #104	Subscriber	\$27,511.12
2016-03	Choice Plus #104	Subscriber	\$266.33
		Total for Claimant	\$88,934.95
2015-07	Choice Plus #104	Spouse	\$331.25
2015-08	Choice Plus #104	Spouse	\$704.83
2015-09	Choice Plus #104	Spouse	\$1,122.47
2015-10	Choice Plus #104	Spouse	\$486.82
2015-11	Choice Plus #104	Spouse	\$4,538.71
2015-12	Choice Plus #104	Spouse	\$7,031.06
2016-01	Choice Plus #104	Spouse	\$2,186.42
2016-02	Choice Plus #104	Spouse	\$66,635.43
2016-03	Choice Plus #104	Spouse	\$1,481.92
		Total for Claimant	\$84,518.91




Glendale Elementary School District
Paid Claims Greater Than \$75,000 by Claimant
Monthly Financial Reporting
(7/1/2015 through 6/30/2016)



Name: Valley Schools Employee Benefits Trust District: Glendale Elementary School District Funding: Self-Funded			
Date	Plan Name	Claimant Relationship	Paid Amount
2015-07	Choice Plus #104	Subscriber	\$1,369.48
2015-07	Choice Plus #104	Subscriber	\$0.78
2015-08	Choice Plus #104	Subscriber	\$416.30
2015-09	Choice Plus #104	Subscriber	\$46.40
2015-10	Choice Plus #104	Subscriber	\$67.40
2015-11	Choice Plus #104	Subscriber	\$59.48
2015-12	Choice Plus #104	Subscriber	\$2,156.06
2016-01	Choice Plus #104	Subscriber	\$40,719.91
2016-02	Choice Plus #104	Subscriber	\$32,839.80
2016-03	Choice Plus #104	Subscriber	\$15,504.89
		Total for Claimant	\$93,180.50
2015-07	Choice Plus #104	Subscriber	\$8,827.37
2015-08	Choice Plus #104	Subscriber	\$8,413.27
2015-09	Choice Plus #104	Subscriber	\$8,608.32
2015-10	Choice Plus #104	Subscriber	\$8,962.64
2015-11	Choice Plus #104	Subscriber	\$8,755.74
2015-12	Choice Plus #104	Subscriber	\$8,912.70
2016-01	Choice Plus #104	Subscriber	\$11,625.21
2016-02	Choice Plus #104	Subscriber	\$8,071.29
2016-03	Choice Plus #104	Subscriber	\$8,341.86
		Total for Claimant	\$80,518.40



Glendale Elementary School District
Paid Claims Greater Than \$75,000 by Claimant
Monthly Financial Reporting
(7/1/2015 through 6/30/2016)



Name: Valley Schools Employee Benefits Trust District: Glendale Elementary School District Funding: Self-Funded			
Date	Plan Name	Claimant Relationship	Paid Amount
2015-07	Choice Plus #104	Subscriber	\$5,980.32
2015-08	Choice Plus #104	Subscriber	\$3,216.74
2015-09	Choice Plus #104	Subscriber	\$15,633.45
2015-10	Choice Plus #104	Subscriber	\$12,177.62
2015-11	Choice Plus #104	Subscriber	\$16,373.52
2015-12	Choice Plus #104	Subscriber	\$11,087.70
2016-01	Choice Plus #104	Subscriber	\$4,161.49
2016-02	Choice Plus #104	Subscriber	\$3,299.77
2016-03	Choice Plus #104	Subscriber	\$5,398.21
		Total for Claimant	\$77,328.82
TOTAL		Total	\$1,391,538.52

GLENDALE ELEMENTARY SCHOOL DISTRICT
TRUST BOARD
INFORMATIONAL AGENDA ITEM

Reports, presentations and other similar items are submitted to the Trust Board
as information and do not require action.

AGENDA NO: 6.c TOPIC: Claims Experience Review - Dental

SUBMITTED BY: Mike Barragan, Assistant Superintendent for Financial & Auxiliary Services

DATE ASSIGNED FOR CONSIDERATION: May 11, 2016

In March, we incurred \$44,886 in dental claims or a monthly loss ratio of 106%. We have incurred \$395,630 year-to-date in claims or a monthly average of \$43,959. Based on the trend, we anticipate incurring approximately \$527,508 in dental claims or a loss ratio 106% of by June 30, 2016.



Monthly Experience Report

Glendale Elementary School District

Dates: (7/1/2015-6/30/2016)



Name: Valley Schools Employee Benefits Trust
 Plan: All
 Funding: Self Funded

a	b	c	d	e	f	g	h	i
Date	Employees	Paid Dental Claims	Fixed Expenses	Total Incurred Claims & Expenses	Contributions	Surplus/ (Deficit)	Total Cost Loss Ratio	Total Cost PEPM
2015-07	943	\$ 64,636	\$ 3,002	\$ 67,638	\$ 37,443	\$ (30,195)	181%	\$ 72
2015-08	938	\$ 49,678	\$ 2,945	\$ 52,623	\$ 37,365	\$ (15,258)	141%	\$ 56
2015-09	1,052	\$ 33,862	\$ 3,287	\$ 37,149	\$ 41,624	\$ 4,475	89%	\$ 35
2015-10	1,093	\$ 34,572	\$ 3,407	\$ 37,979	\$ 42,956	\$ 4,977	88%	\$ 35
2015-11	1,091	\$ 29,813	\$ 3,407	\$ 33,220	\$ 43,003	\$ 9,783	77%	\$ 30
2015-12	1,094	\$ 40,037	\$ 3,413	\$ 43,450	\$ 43,051	\$ (399)	101%	\$ 40
2016-01	1,083	\$ 32,088	\$ 3,379	\$ 35,467	\$ 42,534	\$ 7,067	83%	\$ 33
2016-02	1,079	\$ 39,852	\$ 3,366	\$ 43,218	\$ 42,394	\$ (824)	102%	\$ 40
2016-03	1,088	\$ 41,492	\$ 3,394	\$ 44,886	\$ 42,534	\$ (2,352)	106%	\$ 41
2016-04	-	\$ -	\$ -	\$ -	\$ -	\$ -		
2016-05	-	\$ -	\$ -	\$ -	\$ -	\$ -		
2016-06	-	\$ -	\$ -	\$ -	\$ -	\$ -		
Total	9,461	\$ 366,030	\$ 29,600	\$ 395,630	\$ 372,904	\$ (22,726)	106%	\$ 42
Mo. Avg.	1,051	\$ 40,670	\$ 3,289	\$ 43,959	\$ 41,434	\$ (2,525)		\$ 42



Monthly Experience Report
 Glendale Elementary School District
 Dates: (7/1/2015-6/30/2016)



Name: Valley Schools Employee Benefits Trust
 Plan: Delta Dental-Base Plan
 Funding: Self Funded

a	b	c	d	e	f	g	h	i
Date	Employees	Paid Dental Claims	Fixed Expenses	Total Incurred Claims & Expenses	Contributions	Surplus/ (Deficit)	Total Cost Loss Ratio	Total Cost PEPFM
2015-07	826	\$ 51,842	\$ 2,624	\$ 54,466	\$ 29,200	\$ (25,266)	187%	\$ 66
2015-08	819	\$ 37,484	\$ 2,574	\$ 40,058	\$ 28,981	\$ (11,077)	138%	\$ 49
2015-09	920	\$ 26,177	\$ 2,872	\$ 29,049	\$ 32,259	\$ 3,210	90%	\$ 32
2015-10	955	\$ 27,572	\$ 2,976	\$ 30,548	\$ 33,301	\$ 2,753	92%	\$ 32
2015-11	951	\$ 21,465	\$ 2,970	\$ 24,435	\$ 33,229	\$ 8,794	74%	\$ 26
2015-12	954	\$ 30,023	\$ 2,976	\$ 32,999	\$ 33,277	\$ 278	99%	\$ 35
2016-01	946	\$ 24,246	\$ 2,952	\$ 27,198	\$ 33,043	\$ 5,845	82%	\$ 29
2016-02	944	\$ 29,029	\$ 2,945	\$ 31,974	\$ 32,988	\$ 1,014	97%	\$ 34
2016-03	953	\$ 34,034	\$ 2,973	\$ 37,007	\$ 33,128	\$ (3,879)	112%	\$ 39
2016-04				\$ -	\$ -	\$ -		
2016-05				\$ -	\$ -	\$ -		
2016-06				\$ -	\$ -	\$ -		
Total	8,268	\$ 281,872	\$ 25,862	\$ 307,734	\$ 289,406	\$ (18,328)	106%	\$ 37
Mo. Avg.	919	\$ 31,319	\$ 2,874	\$ 34,193	\$ 32,156	\$ (2,036)		\$ 37

Monthly Contribution Rates

Premiums	Monthly Contribution Rates
Employee Only	\$ 26.18
Employee + Spouse	\$ 53.64
Employee + Child(ren)	\$ 61.50
Employee + Family	\$ 91.60



Monthly Experience Report
 Glendale Elementary School District
 Dates: (7/1/2015-6/30/2016)



Name: Valley Schools Employee Benefits Trust
 Plan: Delta Dental-Buy Up Plan
 Funding: Self Funded

a	b	c	d	e	f	g	h	i
Date	Employees	Paid Dental Claims	Fixed Expenses	Total Incurred Claims & Expenses	Contributions	Surplus/ (Deficit)	Total Cost Loss Ratio	Total Cost PEPIM
2015-07	117	\$ 12,794	\$ 378	\$ 13,172	\$ 8,243	\$ (4,929)	160%	\$ 113
2015-08	119	\$ 12,194	\$ 371	\$ 12,565	\$ 8,384	\$ (4,181)	150%	\$ 106
2015-09	132	\$ 7,685	\$ 415	\$ 8,100	\$ 9,365	\$ 1,265	86%	\$ 61
2015-10	138	\$ 7,000	\$ 431	\$ 7,431	\$ 9,655	\$ 2,224	77%	\$ 54
2015-11	140	\$ 8,348	\$ 437	\$ 8,785	\$ 9,774	\$ 989	90%	\$ 63
2015-12	140	\$ 10,014	\$ 437	\$ 10,451	\$ 9,774	\$ (677)	107%	\$ 75
2016-01	137	\$ 7,842	\$ 427	\$ 8,269	\$ 9,491	\$ 1,222	87%	\$ 60
2016-02	135	\$ 10,823	\$ 421	\$ 11,244	\$ 9,406	\$ (1,838)	120%	\$ 83
2016-03	135	\$ 7,458	\$ 421	\$ 7,879	\$ 9,406	\$ 1,527	84%	\$ 58
2016-04				\$ -	\$ -	\$ -		
2016-05				\$ -	\$ -	\$ -		
2016-06				\$ -	\$ -	\$ -		
Total	1,193	\$ 84,158	\$ 3,738	\$ 87,896	\$ 83,498	\$ (4,398)	105%	\$ 74
Mo. Avg.	133	\$ 9,351	\$ 415	\$ 9,766	\$ 9,278	\$ (489)		\$ 74

Monthly Contribution Rates

Premiums	
Employee Only	\$ 42.56
Employee + Spouse	\$ 76.62
Employee + Child(ren)	\$ 99.28
Employee + Family	\$ 141.06

GLENDALE ELEMENTARY SCHOOL DISTRICT

INFORMATIONAL AGENDA ITEM

Reports, presentations and other similar items are submitted to the Trust Board as information and do not require action.

AGENDA NO: 6.d TOPIC: Financial Review

SUBMITTED BY: Mike Barragan, Assistant Superintendent for Financial & Auxiliary Services

DATE ASSIGNED FOR CONSIDERATION: May 11, 2016

The Trust Board will be presented with a Financial Report from Fester & Chapman, P.C., Certified Public Accountants. The "Ending net position reserved for claims and expenses" as of March 31, 2016 are \$7,997,768.71.

**VALLEY SCHOOLS EMPLOYEE BENEFITS TRUST,
GLENDALE ELEMENTARY SCHOOL DISTRICT TRUST MEMBER**

**Statement of Revenues, Expenses and
Changes in Net Position--Cash Basis
with
Accountants' Compilation Report**

March 31, 2016

Fester & Chapman P.C.
Certified Public Accountants

Fester & Chapman P.C.

Certified
Public
Accountants

4001 North 3rd Street
Suite 275
Phoenix, AZ 85012-2086

Tel: (602) 264-3007
Fax: (602) 265-6241

Accountants' Compilation Report

Board of Directors
Valley Schools Employee Benefits Trust
Phoenix, Arizona

Management is responsible for the accompanying statement of revenues, expenses and changes in net position—cash basis of Valley Schools Employee Benefits Trust (the Trust), Glendale Elementary School District trust member (the Member), for the nine months ended March 31, 2016, and for determining that the cash basis of accounting is in accordance with Statements on Standards for Accounting and Review Services promulgated by the Accounting and Review Services Committee of the AICPA. We did not audit or review the financial statement nor were we required to perform any procedures to verify the accuracy or completeness of the information provided by management. Accordingly, we do not express an opinion, a conclusion, nor provide any form of assurance on these financial statements.

The Member is not a separate Fund of the Trust and does not maintain an undivided interest in the Trust's net position. The Member does not constitute a separate reporting entity as defined by generally accepted accounting principles.

The financial statement is prepared in accordance with the cash basis of accounting, which is a basis of accounting other than accounting principles generally accepted in the United States of America.

Management has elected to omit substantially all of the disclosures ordinarily included in financial statements prepared in accordance with the cash basis of accounting. If the omitted disclosures were included in the financial statement, they might influence the user's conclusions about the Member's revenues, expenses and changes in net position. Accordingly, the financial statement is not designed for those who are not informed about such matters.

We are not independent with respect to Valley Schools Employee Benefits Trust.

Fester & Chapman P.C.

April 20, 2016

**Valley Schools Employee Benefits Trust
Statement of Revenues, Expenses and
Changes in Net Position by District--Cash Basis
For the Nine Months Ended March 31, 2016**

	Glendale Elementary
Operating revenues	
Contributions	\$ 7,472,961.00
Total operating revenues	7,472,961.00
Operating expenses	
Paid claims	4,716,220.72
Fixed expense	658,147.68
H.S.A. contributions	415,575.74
Health insurance premiums	41,003.03
Short term disability premiums	74,620.01
Dental premiums	403,123.88
Vision plan premiums	52,147.22
Flexible spending premiums	100,105.93
Life insurance premiums	133,024.07
Prepaid legal premiums	0.00
Insurance premium refunds	0.00
Wellness	2,544.02
Trust administration & mgmt.	0.00
ACA Fees	65,398.50
Computer Software	0.00
Total operating expenses	6,661,910.80
Operating Income/(loss)	811,050.20
Non-operating revenue	
Interest income	45,575.52
Change in market value	99,571.01
Return of net assets	0.00
Total non-operating revenue	145,146.53
Change in net position	956,196.73
Beginning net position reserved for claims and expenses	7,041,571.98
Ending net position reserved for claims and expenses	\$ 7,997,768.71

See Accountants' Compilation Report

GLENDALE ELEMENTARY SCHOOL DISTRICT

INFORMATIONAL AGENDA ITEM

Reports, presentations and other similar items are submitted to the Trust Board as information and do not require action.

AGENDA NO: 6.e TOPIC: Wellness Program

SUBMITTED BY: Mike Barragan, Assistant Superintendent for Financial & Auxiliary Services

DATE ASSIGNED FOR CONSIDERATION: May 11, 2016

Ms. Davita Solter, Wellness Specialist, will present the Trust Board with an update on the Wellness Program.

GLENDALE ELEMENTARY SCHOOL DISTRICT

INFORMATIONAL AGENDA ITEM

Reports, presentations and other similar items are submitted to the Trust Board as information and do not require action.

AGENDA NO: 6.f TOPIC: Insurance Benefits Program

SUBMITTED BY: Mr. Mike Barragan, Assistant Superintendent for Financial & Auxiliary Services

DATE ASSIGNED FOR CONSIDERATION: May 11, 2016

Ms. Jodi Finnesy, Benefits Analyst, will present the Trust Board with an update on Insurance Benefits Program.