

CCSD

Cherokee County School District: Annual Report 2022-23

41,775
Students

STUDENT DEMOGRAPHICS

Asian	2.3%
Black	7.9%
Hispanic	22.6%
Multi-Racial	5.5%
White	61.7%

9th Largest school
district in GA

5,377
Special Education
Students

5,205
Gifted
Students

3,665
English Language
Learners

SCHOOLS
Elementary 23
Middle 7
High 6
Virtual 1
Centers &
Programs 3

12,251
Receiving Free/
Reduced Meals

3,331
Students with a
504 Plan

2,194
Students Utilizing
School Choice

5,264
Employees

2,963
Certified Teachers

72%
Master's Degree +

15
Avg Years of Experience

\$74,500
Avg Salary

CLASS OF 2023

GRAD RATE

92.2%

GA RATE: 84.4%

HOPE SCHOLAR
ELIGIBLE:

61.4%

GA RATE: 49.8%

SAT/ACT/AP

SAT AVG: 1094
GA 1045 US 1003

ACT AVG: 22.9
GA 21.3 US 19.5

AP Exam Pass Rate:

78%

CCSD scores rank in the
Top 10% among GA schools

LITERACY

3rd
Grade **73.5%**

5th
Grade **76.4%**

8th
Grade **75.4%**

Reading at or above grade level
as measured by Milestones

READINESS

Elem.
Schools **87.0**

Middle
Schools **84.5**

High
Schools **79.7**

Readiness = literacy, attendance,
enrichment, accelerated enrollment



Cherokee County
School District



MORE CAREER PATHWAY OPPORTUNITIES

38 → **41** → **45**
2022 2023 2024

- CCSD CTAE Pathway Completers have a **99%** Graduation Rate
- Upon completion, **19** of our CTAE Pathways lead to nationally recognized industry certification
- **13** of our CTAE courses qualify as the required fourth science course for high school graduation
- **5** of our CTAE End of Pathway Assessments qualify for college credit
- **11** of our CTAE Pathways offer Technical College System of Georgia (TCSG) course credit upon completion of the pathway AND passing the End of Pathway Assessment

FINANCIAL OUTLOOK

CCSD 2023
CREDIT RATING
MOODY'S: Aa2
S&P: AA
with stable outlook

CLEAN ANNUAL
EXTERNAL AUDITS
**NO FINDINGS IN
LAST 11 YEARS**

BUDGETING
**BALANCED
BUDGET, WITH
15% RESERVES**

TOTAL MILLAGE RATE: 17.95 (reflects a 1.5 mill reduction for 2022-23)

The Cherokee County Board of Education has not raised the millage rate since 2010

2022-23 BUDGET

ALL FUNDS	\$706,355,498
GENERAL FUND (OPERATING)	\$471,323,477
BUILDING FUND	\$135,073,821
DEBT SERVICE FUND	\$44,057,895
FEDERAL/STATE GRANTS	\$35,794,205
SCHOOL NUTRITION	\$17,976,598
OTHER FUNDS	\$2,129,502

\$290,227,219
State QBE Funding
Formula Earnings

\$12,030
Average Cost
Per Student

\$61,608,388
'Local Fair Share'
Paid to State

ALL REVENUE

- 52% Local
- 40% State
- 7% Federal
- 1% Other

BLUEPRINT 2020-24

2023: YEAR 4 PROGRESS REPORT

The Blueprint Strategic Plan contains measurable goals in each of the Five Priority Areas. Data disruptions and changes in practices and protocols due to the COVID-19 pandemic continue to have some effect on measures. The report for the 2022-2023 school year, our fourth year under Blueprint, highlights the progress made despite these challenges and notes where outcomes have been affected.

STUDENT ACHIEVEMENT: ACCESS AND OPPORTUNITY

INCREASE HIGH SCHOOL GRADUATION RATE

Performance Measure: Increase the 4-Year High School Graduation Rate for All Students



Performance Measure: Increase % of English Learner Students Graduating in 4 Years



Performance Measure: Increase % of Black Students Graduating in 4 Years



Performance Measure: Increase % of Students With Disabilities Graduating in 4 Years



Performance Measure: Increase % of Economically Disadvantaged Students Graduating in 4 Years



EXPAND CAREER EXPLORATION & ACCESS INITIATIVES

Performance Measure: Increase the number of MS and HS students enrolled in one high school CTAE Pathway course



Performance Measure: Improve the % of high school CTAE students participating in industry-aligned Work-Based Learning Experiences



Note: Baseline data for each measure appears at the left end of the blue bar; the five-year goal appears at the right end of the bar. Target data for Year 4 (2023) is noted in blue italic type. If the five-year goal has been achieved, the 2023 data will appear to the right of the bar. If the goal is in progress, the data will be noted above the bar with a white arrow to indicate point of progression. If the data is below the baseline, it will appear to the left of the bar.

BLUEPRINT 2020-24

2023: YEAR 4 PROGRESS REPORT

STUDENT ACHIEVEMENT: ACCESS AND OPPORTUNITY

The 2023 Milestones tests were administered in the spring, and after a predictable dip in 2021, scores in most areas began a rebound. Schools continue to grapple with the effects of lost learning time and other aspects of the pandemic on students and staff. CCSD hired an additional 125 teachers to focus on closing learning gaps and providing more support to students.

Note: The State is using 2022 scores as the new baseline for student progress, post-pandemic. 2023 results met or exceeded scores for 2022 in all measured Blueprint categories.

INCREASE READING, WRITING & LANGUAGE PROFICIENCY

	2019 BASELINE	2020 Year 1	2021 Year 2	2022 Year 3	2023 Year 4
Performance Measure: Increase % of students who score proficient and distinguished on GA Milestones (ELA)	57.7%	No Testing	48.49%	47.30%	47.48%
Performance Measure: Increase % of EL students moving one band or more on the ACCESS test	63%	62.2%	63.09%	70.16%	70.69%
Performance Measure: Increase % of students in writing in grades 3-8 who are at a monitor or accelerated level on GA Milestones	58.8%	No Testing	54.28%	57.64%	57.64%
Performance Measure: Increase % of SWD who score proficient or distinguished on GA Milestones (ELA)	13.4%	No Testing	9.52%	9.42%	10.11%

INCREASE MATH PROFICIENCY

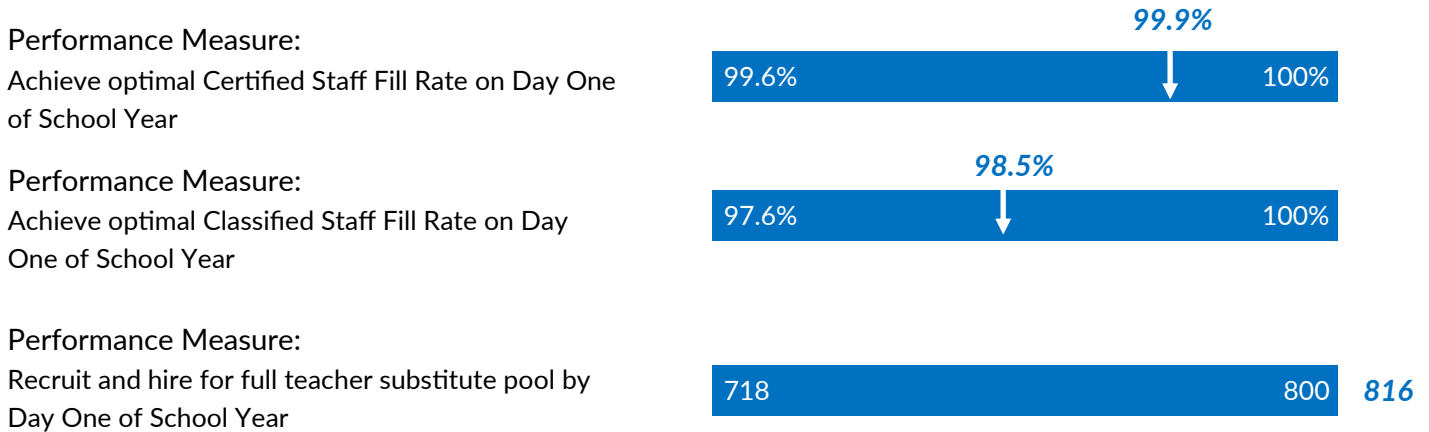
	2019 BASELINE	2020 Year 1	2021 Year 2	2022 Year 3	2023 Year 4
Performance Measure: Increase % of high school students who score proficient or distinguished on the Algebra EOC	38.3%	No Testing	24.76%	36.32%	37.01%
Performance Measure: Increase the % of middle school students scoring proficient or distinguished on Math EOG	45%	No Testing	41.98%	45.0%	51.59%
Performance Measure: Increase % of middle school Students with Disabilities who score proficient or distinguished on Math EOG	11%	No Testing	8.26%	8.38%	13.58%

BLUEPRINT 2020-24

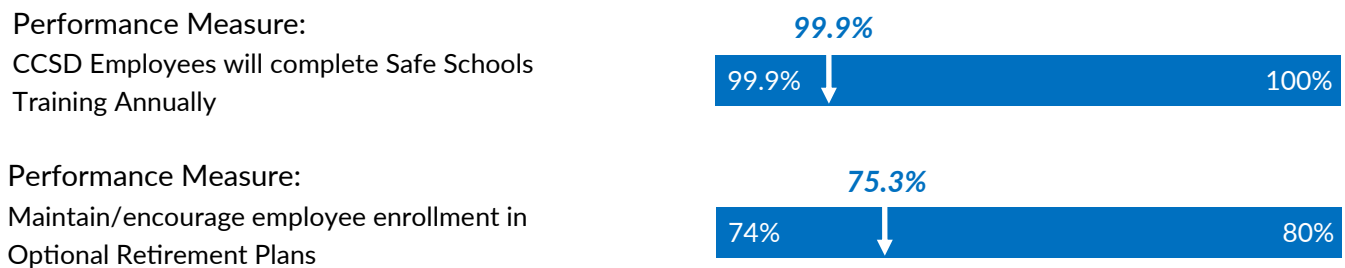
2023: YEAR 4 PROGRESS REPORT

QUALITY WORKFORCE

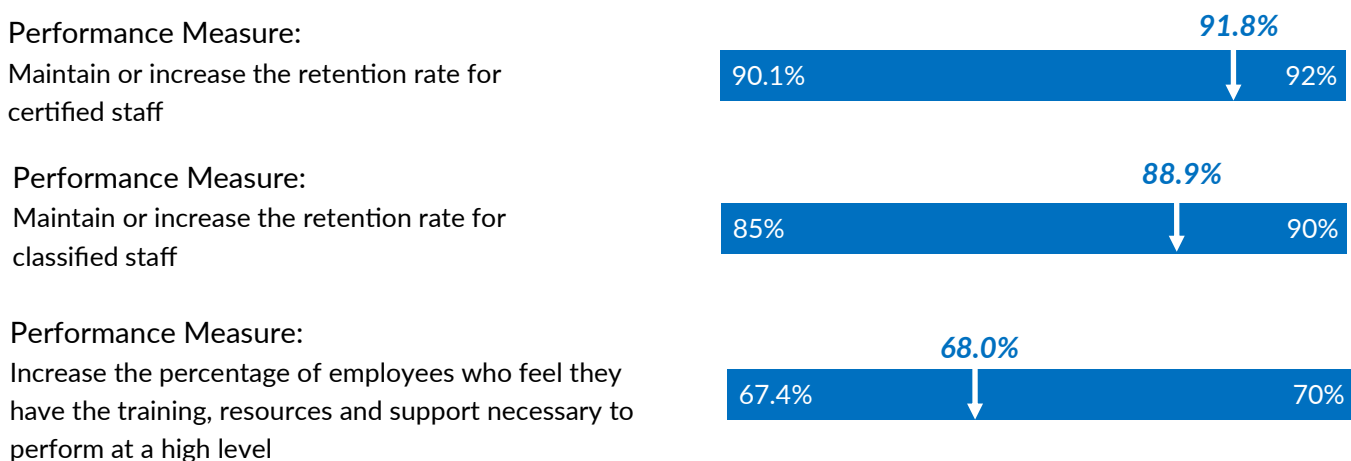
IDENTIFY AND RECRUIT HIGH QUALITY EMPLOYEES



PROMOTE A HEALTHY AND SAFE WORK ENVIRONMENT



DEVELOP AND RETAIN HIGH QUALITY EMPLOYEES



BLUEPRINT 2020-24

2023: YEAR 4 PROGRESS REPORT

FAMILY, PARTNER & COMMUNITY ENGAGEMENT

INCREASE MEANINGFUL FAMILY ENGAGEMENT

Performance Measure:

Increase number of parents accessing Canvas Learning Management System

22,868	25,000	38,382
--------	--------	--------

Performance Measure:

Increase percentage of family members participating in parent engagement opportunities

74%	80%	81.5%
-----	-----	-------

Performance Measure:

Increase percentage of families who believe they make a positive difference being involved at their child's school

91%	93.6%	96.4%
-----	-------	-------

INCREASE MEANINGFUL PARTNER ENGAGEMENT

Performance Measure:

Increase number of school-level partnership agreements

222	246	556
-----	-----	-----

Performance Measure:

Increase number of business/community partners (district and school level)

160	170	361
-----	-----	-----

Performance Measure:

Increase the percentage of partners who participate in meaningful school events/activities

81%	85.7%	86%
-----	-------	-----

INCREASE MEANINGFUL COMMUNITY ENGAGEMENT

Performance Measure:

Increase the number of social media followers across all platforms

56,000	60,000	73,208
--------	--------	--------

Performance Measure: *amended*

Increase percentage of parents who volunteer at their child's school in some capacity

32%	40%	50%
-----	-----	-----

Performance Measure:

Increase number of PTA members*

13,266	14,358
--------	--------

**Data Collection Process Changed for 2023*

2019 survey: 62%

2023 survey: 47%

BLUEPRINT 2020-24

2023: YEAR 4 PROGRESS REPORT

POSITIVE CULTURE & CLIMATE

INCREASE POSITIVE PERCEPTION OF SCHOOL CLIMATE AND CULTURE

Performance Measure: Increase the percentage of students who feel they can confide in an adult

78% MS
75% HS

Question was added to CCSD student needs assessment this year to create a baseline

Performance Measure: Increase percentage of parents who feel their concerns are addressed when interacting with staff

73%

78%

82.5%

Performance Measure: Increase percentage of employees who feel valued as part of the CCSD family

61%

66%

68%

PROMOTE WELLBEING OF STUDENTS AND STAFF

Performance Measure: Increase participation in work-based offerings to promote self care and wellness

844

1,300

1,705

Performance Measure: Increase the awareness of services and resources available to students and families

10%

60%

77.6%

BUILD WELCOMING AND INCLUSIVE SCHOOL CULTURES FOR ALL

Performance Measure: (New in 2022)
Increase the number of schools participating in the Positive Behavior Framework study/coaching cycles

29

38

40

Performance Measure: (New in 2022)
Increase the number of administrators who have participated in the PBF study/coaching cycles

30

45

100

Performance Measure: (New in 2022)
Increase the number of teachers who have participated in the PBF study/coaching cycles

30

68

250

BLUEPRINT 2020-24

2023: YEAR 4 PROGRESS REPORT

ORGANIZATIONAL OPERATIONS AND EFFECTIVENESS

IMPROVE EFFECTIVENESS OF FISCAL OPERATIONS

Performance Measure: Increase ratings from external industry and State agencies

Rating is at highest level possible in current conditions

2023 Actual: Aa2/AA+

2024 Goal: Aa1/ AAA

Performance Measure: Increase use of Ed SPLOST to meet immediate capital improvement needs

16.67%

18.25%

21.84%

Performance Measure: Maximize application of federal, state and local monies allocated to student-centered programming and operations

Annual RAMP audit complete, target met

IMPROVE SAFE AND SECURE ENVIRONMENTS

Increase in disciplinary events reflects state, national trends

Performance Measure: Decrease the number of sustained harassment allegations (Title IX and Title VI)

473

324

299

Performance Measure: Decrease the number of ESSA reportable infractions

309

203

183

Performance Measure: Improve CCSD safety and security measures (created benchmark in 2021 after security review)

170

0



241