



Willmar Public Schools

2023-24 Original Budget

June 26, 2023

Willmar Education and Arts Center Board Room



Willmar Public Schools

Agenda

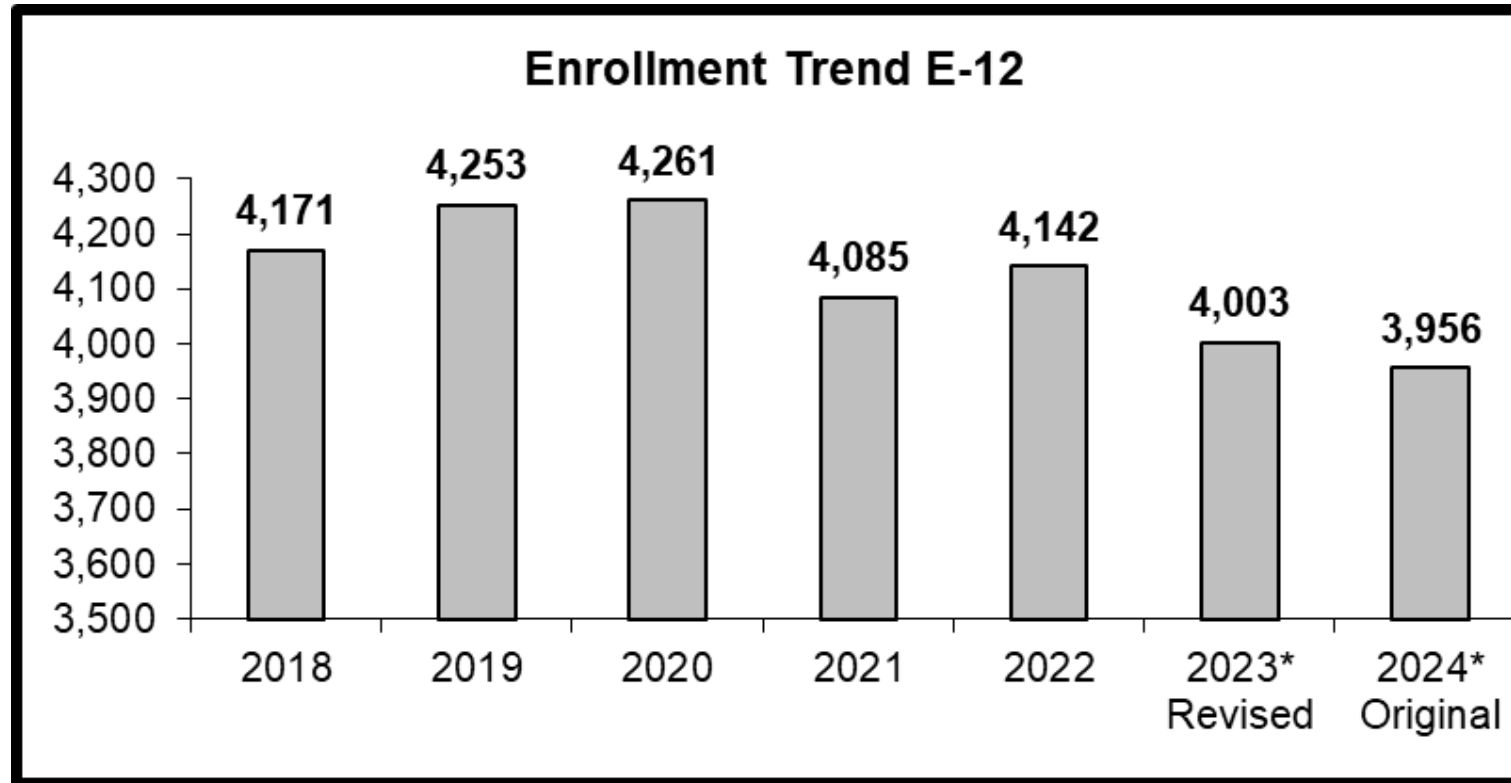
- Enrollment
- Revenue & Expenditure Budgets by Fund
- Fund Balances





Willmar Public Schools

Enrollment Trends



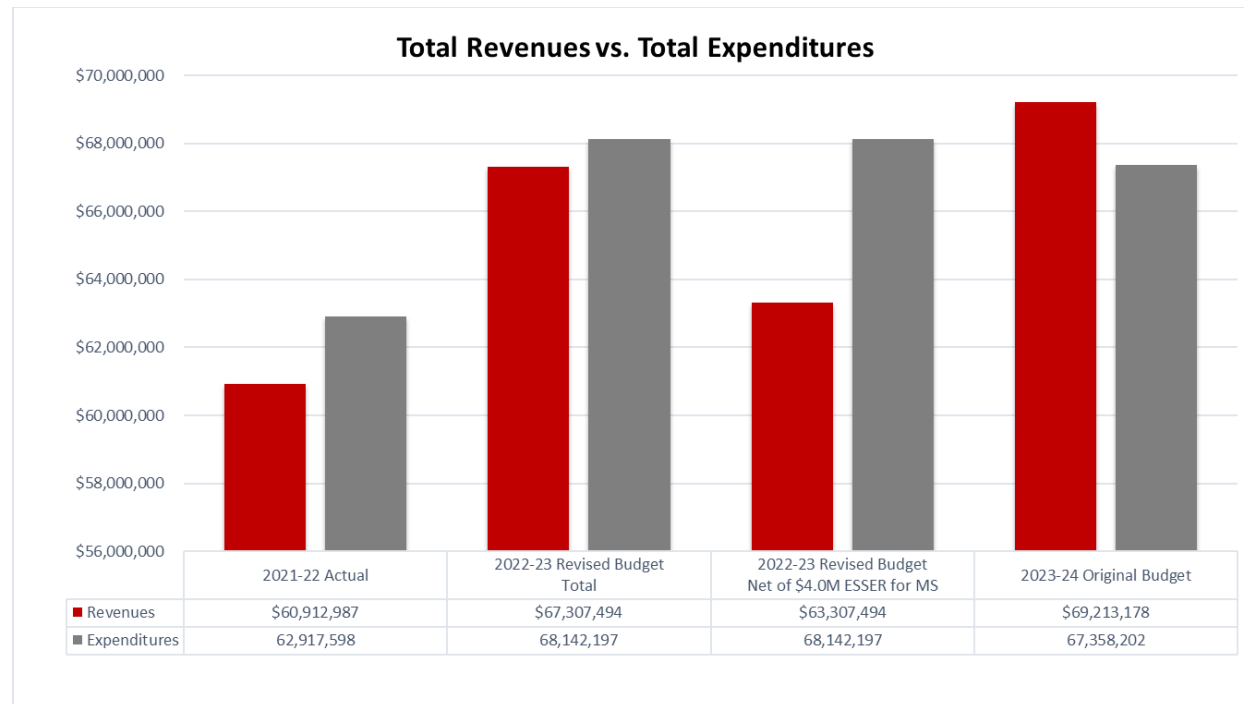
* Budgeted



Willmar Public Schools

General Fund

	2021-22 Actual	2022-23 Revised Budget Total	2022-23 Revised Budget Net of \$4.0M ESSER for MS	2023-24 Original Budget
Revenues	\$ 60,912,987	\$ 67,307,494	\$ 63,307,494	\$ 69,213,178
Expenditures	62,917,598	68,142,197	68,142,197	67,358,202
Difference	\$ (2,004,611)	\$ (834,703)	\$ (4,834,703)	\$ 1,854,976





Willmar Public Schools

General Fund Revenues

Source	<u>FY 21-22</u> Actual Audited	<u>FY 22-23</u> Revised Budget	<u>FY 23-24</u> Original Budget	Original vs. Revised Difference	Original vs. Revised % Inc/Dec
Local Revenue	\$ 6,183,781	\$ 6,227,025	\$ 6,099,906	\$ (127,118)	-2.04%
State Revenue	50,221,111	51,119,794	57,567,095	6,447,301	12.61%
Federal Revenue	4,212,780	9,872,844	5,472,355	(4,400,489)	-44.57%
Other Revenues	295,314	87,831	73,821	(14,010)	-15.95%
TOTAL	\$ 60,912,986	\$ 67,307,494	\$ 69,213,178	\$ 1,905,684	2.83%



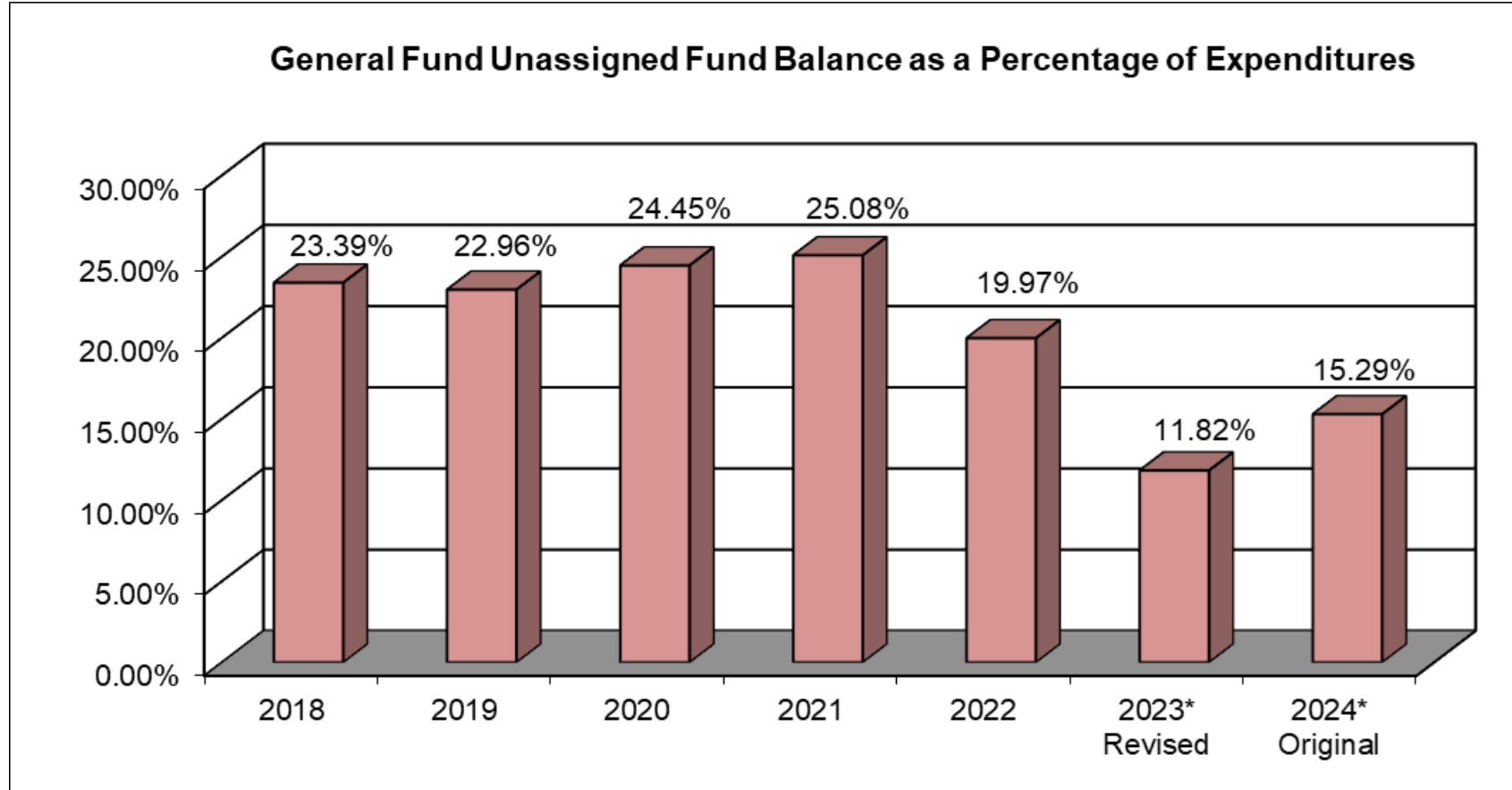
Willmar Public Schools

General Fund Expenditures

Object Code Groups	FY 21-22 Actual Audited	FY 22-23 Revised Budget	FY 23-24 Original Budget	Original vs. Revised Difference	Original vs. Revised % Inc/Dec
Salaries and Wages	\$ 36,359,256	\$ 38,784,458	\$ 38,890,968	\$ 106,510	0.27%
Employee Benefits	11,521,232	12,509,939	12,970,457	460,518	3.68%
Purchased Services	9,718,686	11,144,767	10,080,111	(1,064,655)	-9.55%
Supplies and Materials	2,781,752	2,471,807	2,753,762	281,956	11.41%
Capital Expenditures	2,298,427	2,899,190	2,329,272	(569,918)	-19.66%
Other Expenditures	238,249	332,037	333,632	1,595	0.48%
TOTAL	\$ 62,917,602	\$ 68,142,197	\$ 67,358,202	\$ (783,995)	-1.15%



Willmar Public Schools



** Budgeted*



Willmar Public Schools

Fund 02 - Food Service Fund

- Includes revenues and expenditures from the district's food service program.

Projected Beginning Fund Balance	\$ 1,359,987
----------------------------------	--------------

FY24 Original Budget - Revenues	\$ 4,084,954
---------------------------------	--------------

FY24 Original Budget - Expenditures	\$ 4,581,374
-------------------------------------	--------------

Net Change in Fund Balance	(\$ 496,420)
----------------------------	--------------

Projected Ending Fund Balance 06/30/24	\$ 863,567
--	------------



Willmar Public Schools

Fund 04 – Community Service Fund

- Includes revenues and expenditures of the Community Service program including:
 - Community Education (Enrichment classes, Driver's Ed, Cardinal Place School Age Child Care)
 - Early Childhood Family Education (ECFE)
 - School Readiness

Projected Beginning Fund Balance \$ 1,016,450

FY24 Original Budget - Revenues \$ 2,710,043

FY24 Original Budget - Expenditures \$ 2,730,295

Net Change in Fund Balance (\$ 20,252)

Projected Ending Fund Balance 06/30/24 \$ 996,198



Willmar Public Schools

Other Funds

- Fund 06 – Building Construction
 - Revenues = Bond proceeds and interest
 - Expenditures = Project expenditures
- Fund 07 – Debt Service Fund
 - Revenues = Property tax receipts for bond payments
 - Expenditures = Principal and interest payments for bonds
- Fund 20 – Proprietary Fund (Dental)



Willmar Public Schools

Kathryn Haase

Director of Business & Finance

haasek@willmar.k12.mn.us

(320) 231-8511