

2018-19 Employee Engagement Survey - Paras

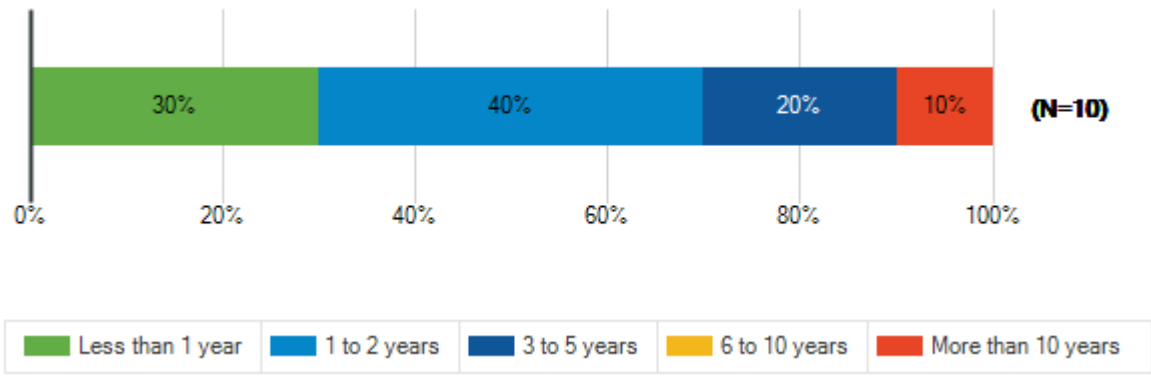
Survey Results

Maplewood-Richmond Hts School District

Special School District of St. Louis County
October 29 - November 14, 2018

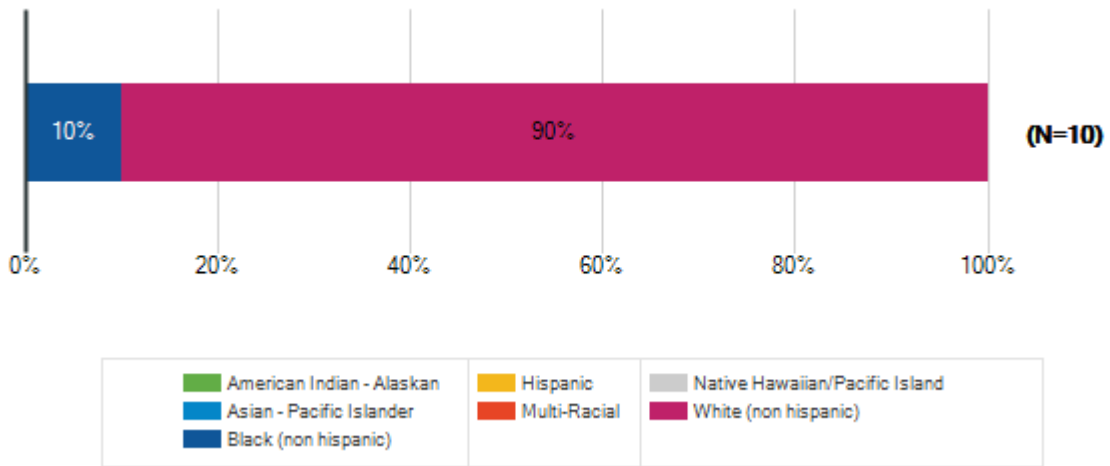


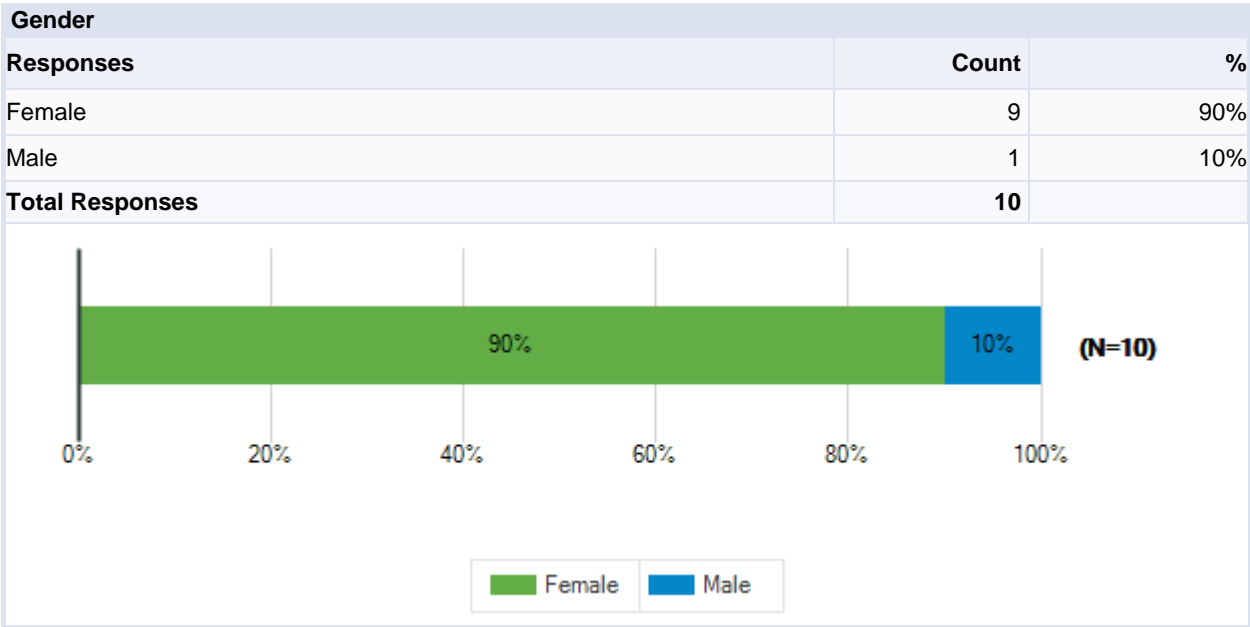
Years Working for District		
Responses	Count	%
Less than 1 year	3	30%
1 to 2 years	4	40%
3 to 5 years	2	20%
6 to 10 years	0	0%
More than 10 years	1	10%
Total Responses	10	



Special School District of St. Louis County
2018-19 Employee Engagement Survey - Paras

Ethnicity		
Responses	Count	%
American Indian - Alaskan	0	0%
Asian - Pacific Islander	0	0%
Black (non hispanic)	1	10%
Hispanic	0	0%
Multi-Racial	0	0%
Native Hawaiian/Pacific Island	0	0%
White (non hispanic)	9	90%
Total Responses	10	

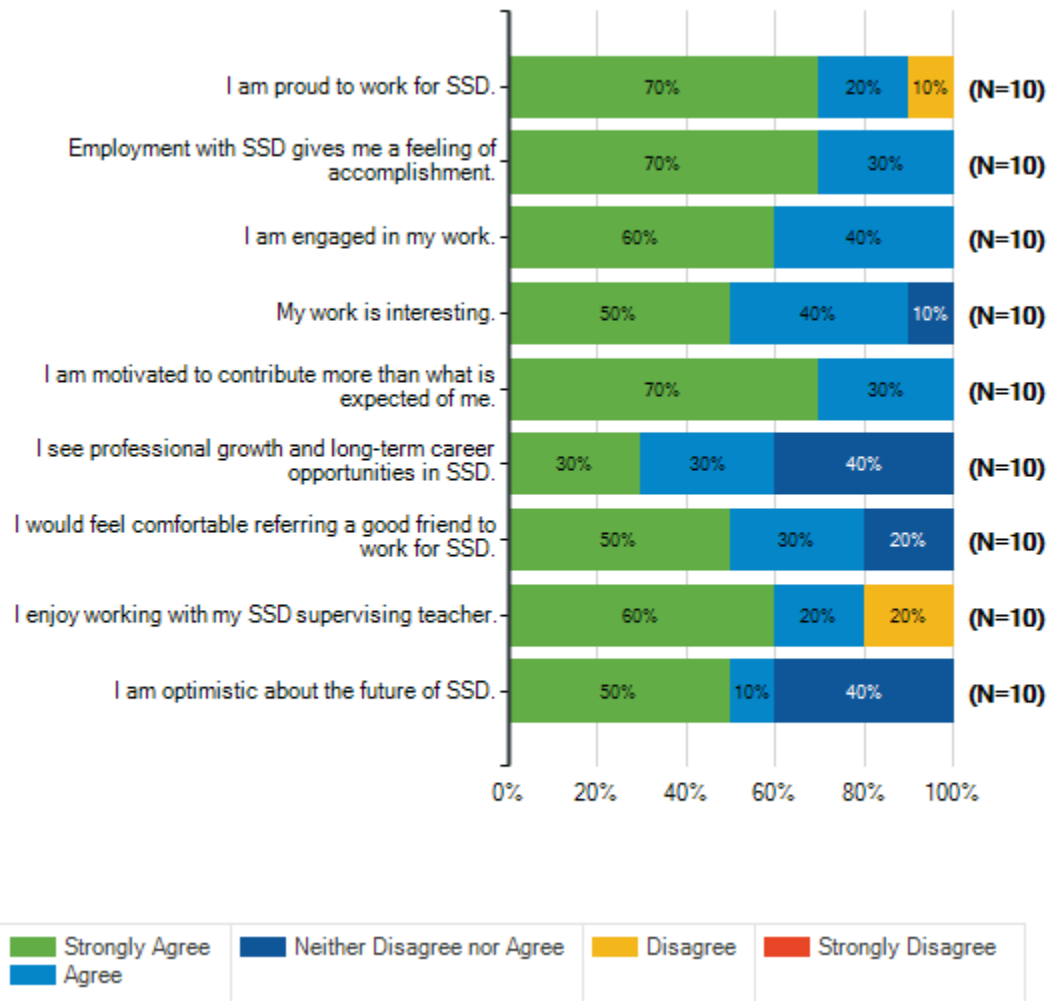




How strongly do you disagree or agree with the following statements? Please scroll to the right to see all answer options.

 							
		Strongly Agree	Agree	Neither Disagree nor Agree	Disagree	Strongly Disagree	Total Responses
(a)	I am proud to work for SSD.	7 70%	2 20%	0 0%	1 10%	0 0%	10
(b)	Employment with SSD gives me a feeling of accomplishment.	7 70%	3 30%	0 0%	0 0%	0 0%	10
(c)	I am engaged in my work.	6 60%	4 40%	0 0%	0 0%	0 0%	10
(d)	My work is interesting.	5 50%	4 40%	1 10%	0 0%	0 0%	10
(e)	I am motivated to contribute more than what is expected of me.	7 70%	3 30%	0 0%	0 0%	0 0%	10
(f)	I see professional growth and long-term career opportunities in SSD.	3 30%	3 30%	4 40%	0 0%	0 0%	10
(g)	I would feel comfortable referring a good friend to work for SSD.	5 50%	3 30%	2 20%	0 0%	0 0%	10
(h)	I enjoy working with my SSD supervising teacher.	6 60%	2 20%	0 0%	2 20%	0 0%	10
(i)	I am optimistic about the future of SSD.	5 50%	1 10%	4 40%	0 0%	0 0%	10

Special School District of St. Louis County
2018-19 Employee Engagement Survey - Paras

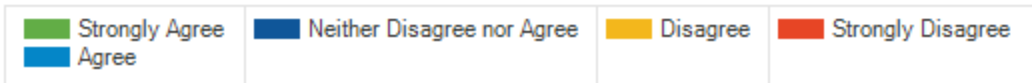
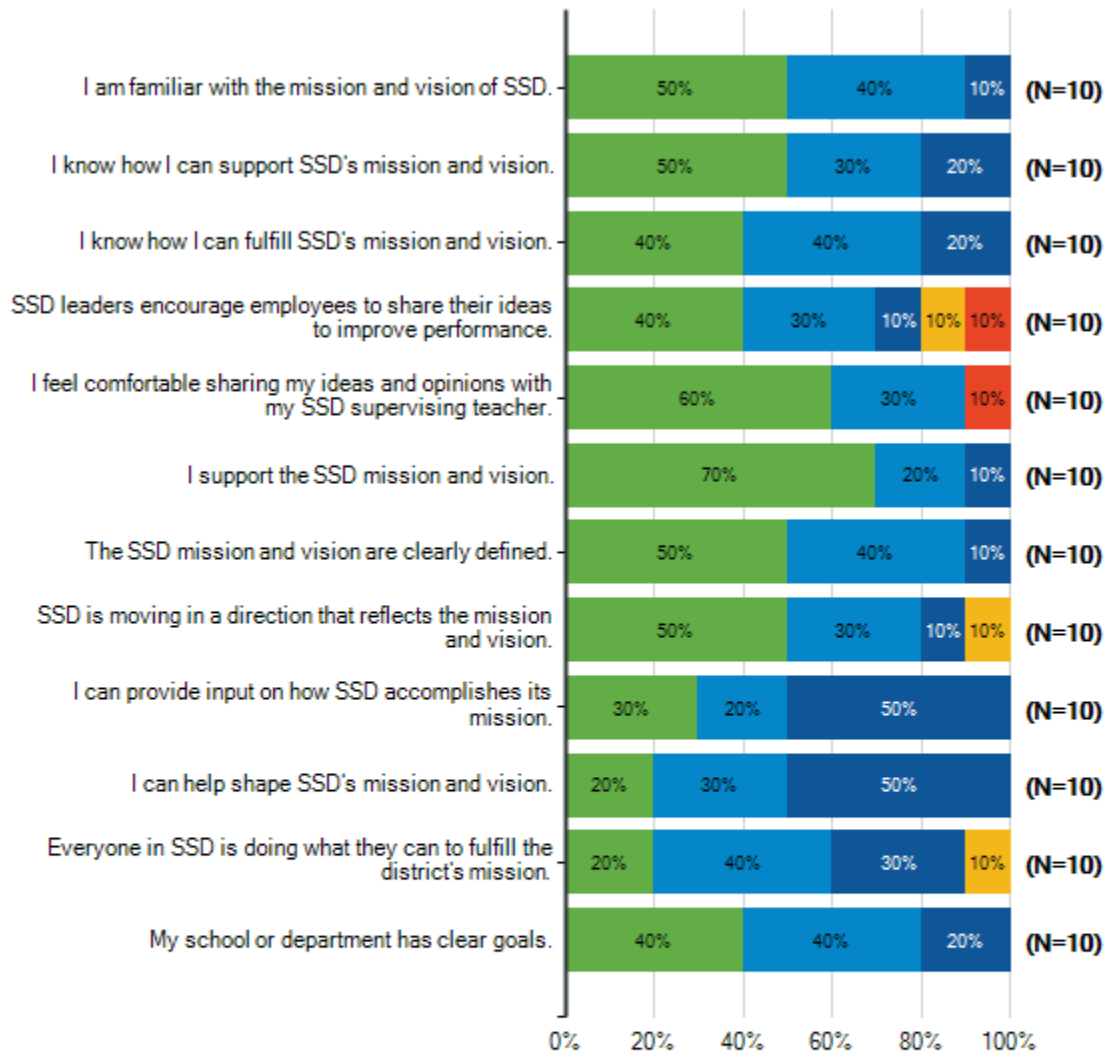


Shared values are the explicit or implicit beliefs that underlie the culture of an organization and guide the decisions and behavior of its employees. Please scroll to the right to see all answer options.

How strongly do you disagree or agree with the following statements?

		Strongly Agree	Agree	Neither Disagree nor Agree	Disagree	Strongly Disagree	Total Responses
(a)	I am familiar with the mission and vision of SSD.	5 50%	4 40%	1 10%	0 0%	0 0%	10
(b)	I know how I can support SSD's mission and vision.	5 50%	3 30%	2 20%	0 0%	0 0%	10
(c)	I know how I can fulfill SSD's mission and vision.	4 40%	4 40%	2 20%	0 0%	0 0%	10
(d)	SSD leaders encourage employees to share their ideas to improve performance.	4 40%	3 30%	1 10%	1 10%	1 10%	10
(e)	I feel comfortable sharing my ideas and opinions with my SSD supervising teacher.	6 60%	3 30%	0 0%	0 0%	1 10%	10
(f)	I support the SSD mission and vision.	7 70%	2 20%	1 10%	0 0%	0 0%	10
(g)	The SSD mission and vision are clearly defined.	5 50%	4 40%	1 10%	0 0%	0 0%	10
(h)	SSD is moving in a direction that reflects the mission and vision.	5 50%	3 30%	1 10%	1 10%	0 0%	10
(i)	I can provide input on how SSD accomplishes its mission.	3 30%	2 20%	5 50%	0 0%	0 0%	10
(j)	I can help shape SSD's mission and vision.	2 20%	3 30%	5 50%	0 0%	0 0%	10
(k)	Everyone in SSD is doing what they can to fulfill the district's mission.	2 20%	4 40%	3 30%	1 10%	0 0%	10
(l)	My school or department has clear goals.	4 40%	4 40%	2 20%	0 0%	0 0%	10

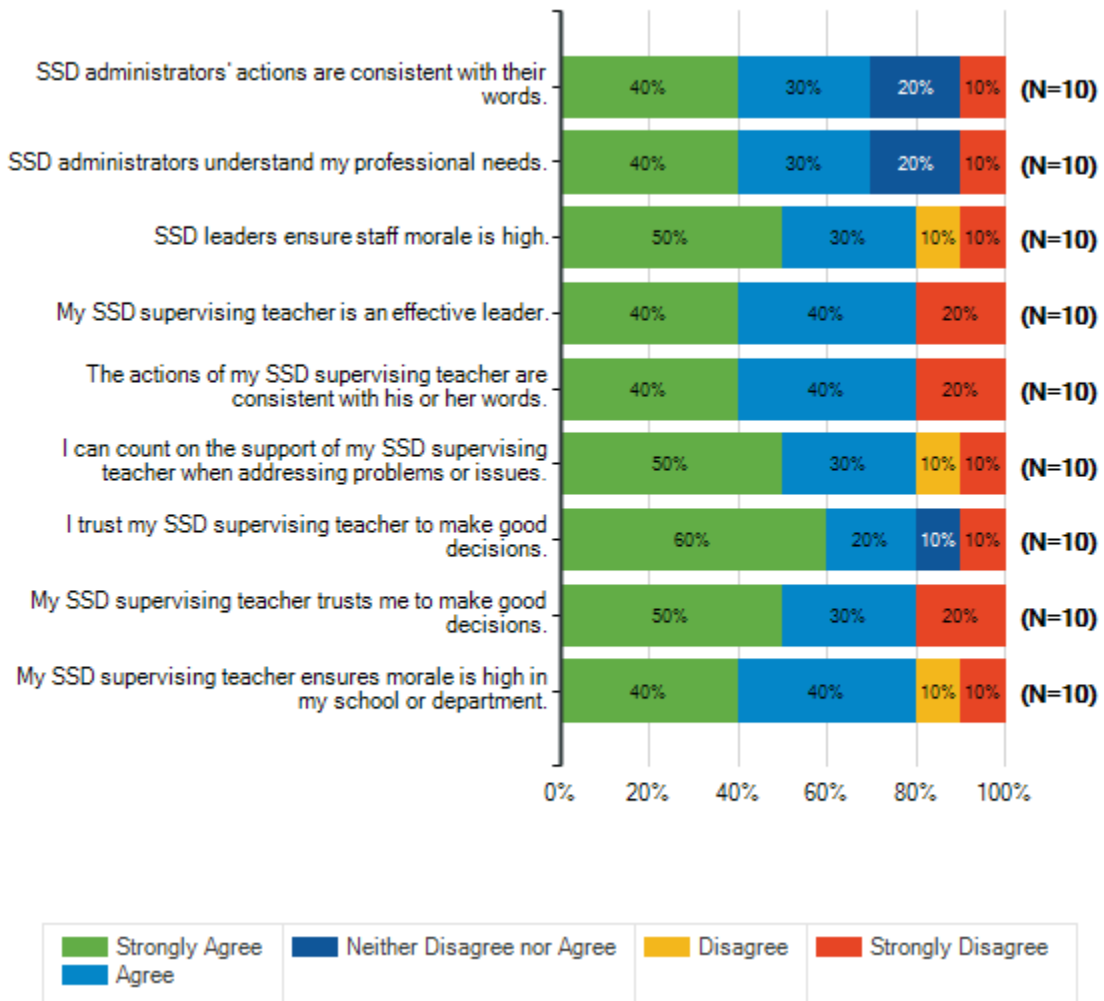
Special School District of St. Louis County
2018-19 Employee Engagement Survey - Paras



Leaders and managers play a critical role in creating an atmosphere that motivates and encourages employees. Think about your workplace, office, department, or school as you respond to each statement below. Please scroll to the right to see all answer options.

How strongly do you disagree or agree with the following statements?							
		Strongly Agree	Agree	Neither Disagree nor Agree	Disagree	Strongly Disagree	Total Responses
(a)	SSD administrators' actions are consistent with their words.	4 40%	3 30%	2 20%	0 0%	1 10%	10
(b)	SSD administrators understand my professional needs.	4 40%	3 30%	2 20%	0 0%	1 10%	10
(c)	SSD leaders ensure staff morale is high.	5 50%	3 30%	0 0%	1 10%	1 10%	10
(d)	My SSD supervising teacher is an effective leader.	4 40%	4 40%	0 0%	0 0%	2 20%	10
(e)	The actions of my SSD supervising teacher are consistent with his or her words.	4 40%	4 40%	0 0%	0 0%	2 20%	10
(f)	I can count on the support of my SSD supervising teacher when addressing problems or issues.	5 50%	3 30%	0 0%	1 10%	1 10%	10
(g)	I trust my SSD supervising teacher to make good decisions.	6 60%	2 20%	1 10%	0 0%	1 10%	10
(h)	My SSD supervising teacher trusts me to make good decisions.	5 50%	3 30%	0 0%	0 0%	2 20%	10
(i)	My SSD supervising teacher ensures morale is high in my school or department.	4 40%	4 40%	0 0%	1 10%	1 10%	10

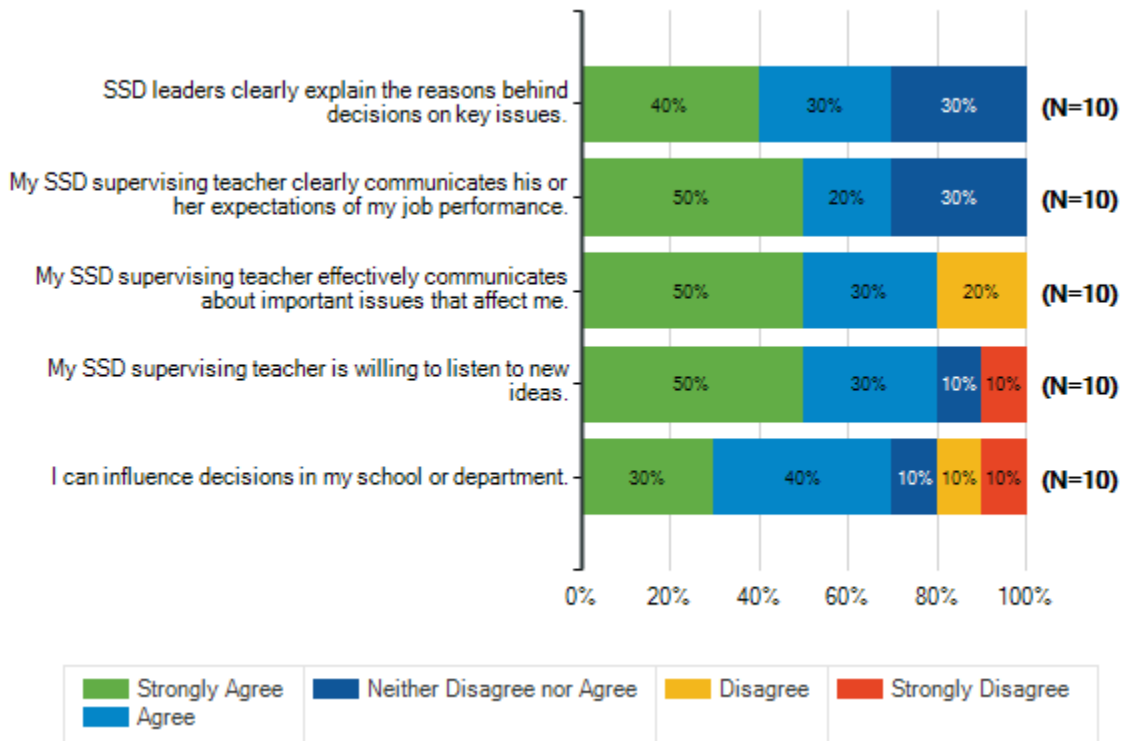
Special School District of St. Louis County
2018-19 Employee Engagement Survey - Paras



Establishing open lines of communication is integral to a high-functioning school district. Think about your workplace, office, department, or school as you respond to each statement below. Please scroll to the right to see all answer options.

How strongly do you disagree or agree with the following statements?

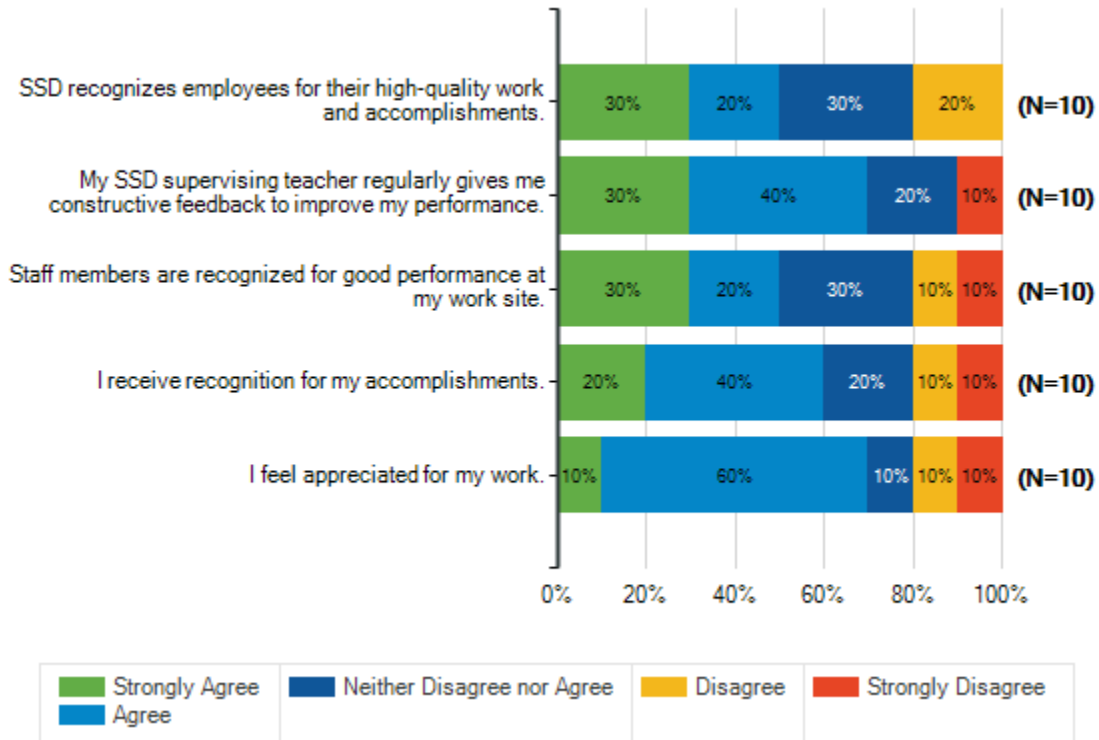
		Strongly Agree	Agree	Neither Disagree nor Agree	Disagree	Strongly Disagree	Total Responses
(a)	SSD leaders clearly explain the reasons behind decisions on key issues.	4 40%	3 30%	3 30%	0 0%	0 0%	10
(b)	My SSD supervising teacher clearly communicates his or her expectations of my job performance.	5 50%	2 20%	3 30%	0 0%	0 0%	10
(c)	My SSD supervising teacher effectively communicates about important issues that affect me.	5 50%	3 30%	0 0%	2 20%	0 0%	10
(d)	My SSD supervising teacher is willing to listen to new ideas.	5 50%	3 30%	1 10%	0 0%	1 10%	10
(e)	I can influence decisions in my school or department.	3 30%	4 40%	1 10%	1 10%	1 10%	10



Just as students benefit from timely, constructive feedback to improve academic performance, employees benefit from feedback to improve their work performance and morale. Think about your workplace, office, department, or school as you respond to each statement below. Please scroll to the right to see all answer options.

How strongly do you disagree or agree with the following statements?

		Strongly Agree	Agree	Neither Disagree nor Agree	Disagree	Strongly Disagree	Total Responses
(a)	SSD recognizes employees for their high-quality work and accomplishments.	3 30%	2 20%	3 30%	2 20%	0 0%	10
(b)	My SSD supervising teacher regularly gives me constructive feedback to improve my performance.	3 30%	4 40%	2 20%	0 0%	1 10%	10
(c)	Staff members are recognized for good performance at my work site.	3 30%	2 20%	3 30%	1 10%	1 10%	10
(d)	I receive recognition for my accomplishments.	2 20%	4 40%	2 20%	1 10%	1 10%	10
(e)	I feel appreciated for my work.	1 10%	6 60%	1 10%	1 10%	1 10%	10

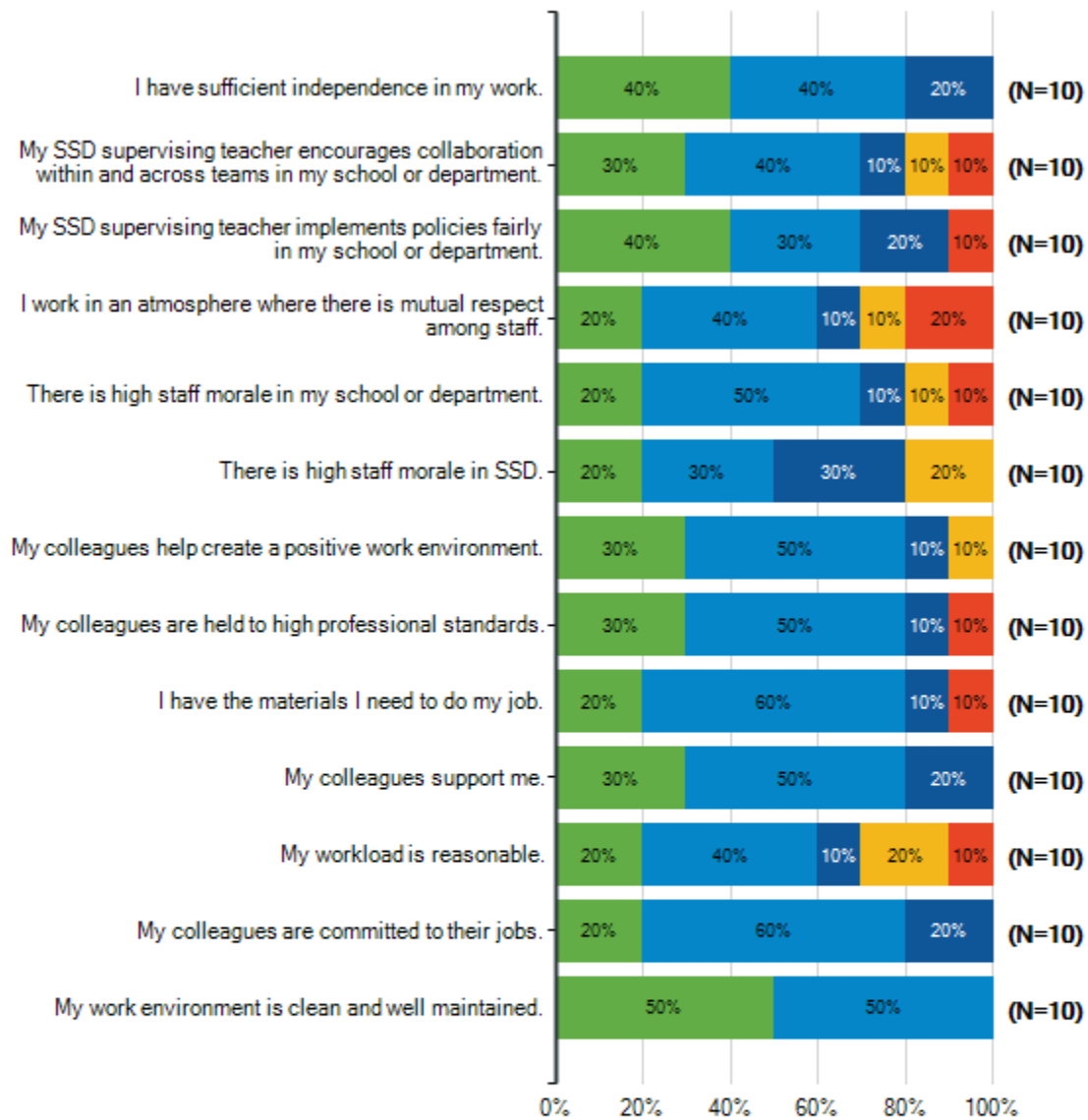


A positive, productive work environment is critical for any successful school, department, or district. Staff members who work together for a common purpose are more likely to achieve their goals. As you respond to each statement below, think about your workplace, office, department, or school. Please scroll to the right to see all answer options.

How strongly do you disagree or agree with the following statements?

		Strongly Agree	Agree	Neither Disagree nor Agree	Disagree	Strongly Disagree	Total Responses
(a)	I have sufficient independence in my work.	4 40%	4 40%	2 20%	0 0%	0 0%	10
(b)	My SSD supervising teacher encourages collaboration within and across teams in my school or department.	3 30%	4 40%	1 10%	1 10%	1 10%	10
(c)	My SSD supervising teacher implements policies fairly in my school or department.	4 40%	3 30%	2 20%	0 0%	1 10%	10
(d)	I work in an atmosphere where there is mutual respect among staff.	2 20%	4 40%	1 10%	1 10%	2 20%	10
(e)	There is high staff morale in my school or department.	2 20%	5 50%	1 10%	1 10%	1 10%	10
(f)	There is high staff morale in SSD.	2 20%	3 30%	3 30%	2 20%	0 0%	10
(g)	My colleagues help create a positive work environment.	3 30%	5 50%	1 10%	1 10%	0 0%	10
(h)	My colleagues are held to high professional standards.	3 30%	5 50%	1 10%	0 0%	1 10%	10
(i)	I have the materials I need to do my job.	2 20%	6 60%	1 10%	0 0%	1 10%	10
(j)	My colleagues support me.	3 30%	5 50%	2 20%	0 0%	0 0%	10
(k)	My workload is reasonable.	2 20%	4 40%	1 10%	2 20%	1 10%	10
(l)	My colleagues are committed to their jobs.	2 20%	6 60%	2 20%	0 0%	0 0%	10
(m)	My work environment is clean and well maintained.	5 50%	5 50%	0 0%	0 0%	0 0%	10

Special School District of St. Louis County
2018-19 Employee Engagement Survey - Paras



SSD offers training and opportunities for employees to advance their careers. As you respond to the items below, consider your current job and your training or education. Please scroll to the right to see all answer options.

How strongly do you disagree or agree with the following statements?

		Strongly Agree	Agree	Neither Disagree nor Agree	Disagree	Strongly Disagree	Total Responses
(a)	SSD encourages continued education and professional growth.	4 40%	3 30%	2 20%	1 10%	0 0%	10
(b)	SSD's training helps me be effective in my job.	3 30%	5 50%	1 10%	1 10%	0 0%	10
(c)	SSD provides professional development that supports district initiatives.	4 40%	3 30%	2 20%	0 0%	1 10%	10
(d)	My SSD supervising teacher identifies opportunities for my professional growth and improvement.	2 20%	3 30%	4 40%	0 0%	1 10%	10
(e)	There are leadership opportunities for me in my school or department.	2 20%	1 10%	5 50%	1 10%	1 10%	10

