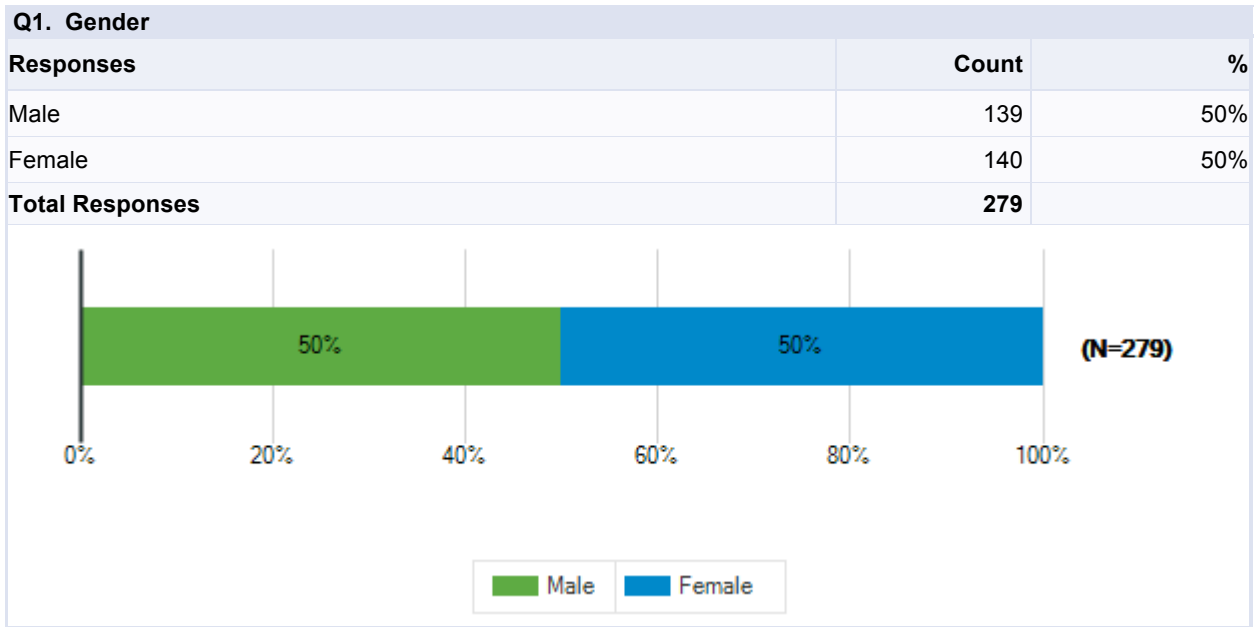


2018-19 Climate Survey Students – SSD Schools Survey Results

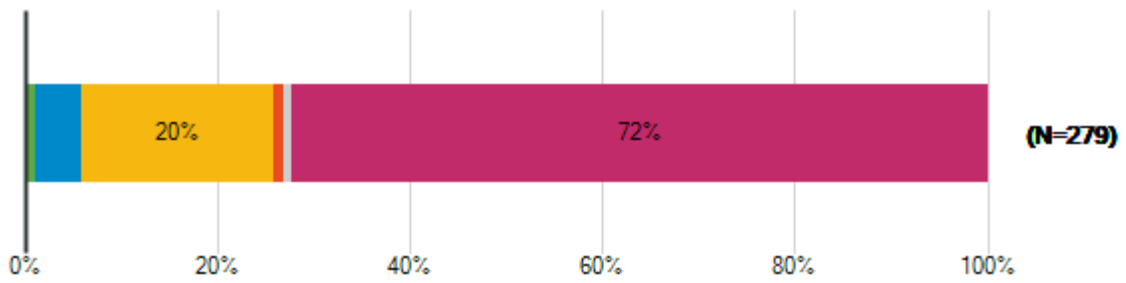
South Technical High School

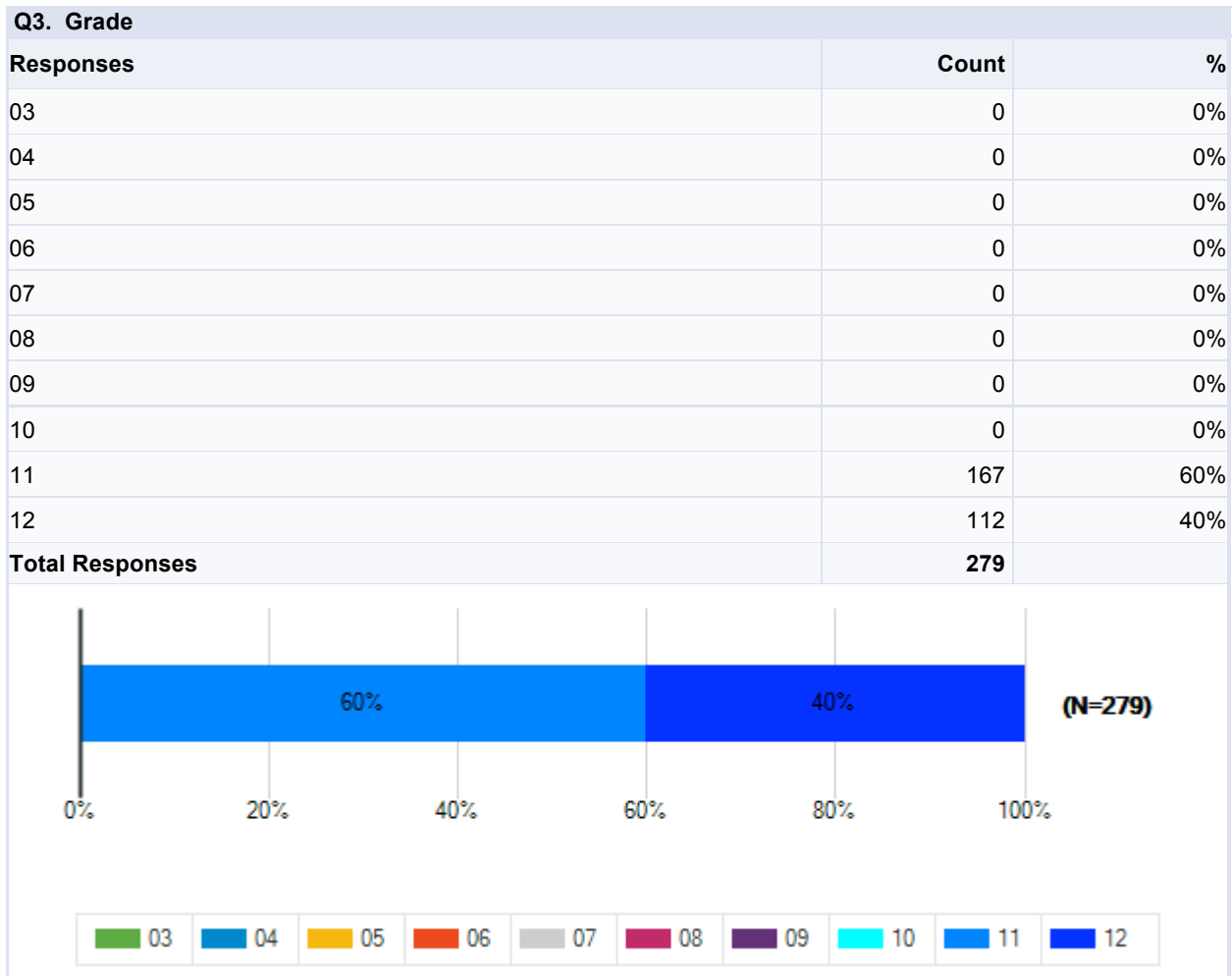
Special School District of St. Louis County
February 19 - March 15, 2019

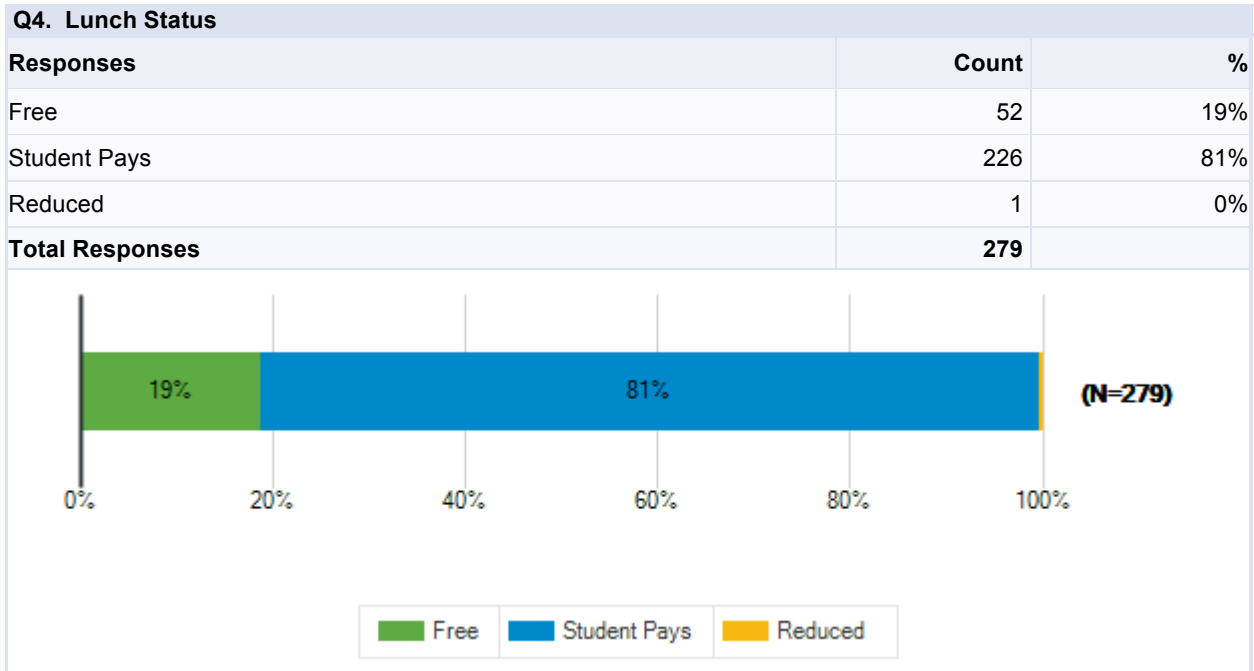




Q2. Race		
Responses	Count	%
American Indian or Alaska Native	3	1%
Asian or Pacific Islander	13	5%
Black or African American	56	20%
Hispanic	3	1%
Pacific Islander or Hawaii Native	2	1%
White	202	72%
Null	0	0%
Total Responses	279	

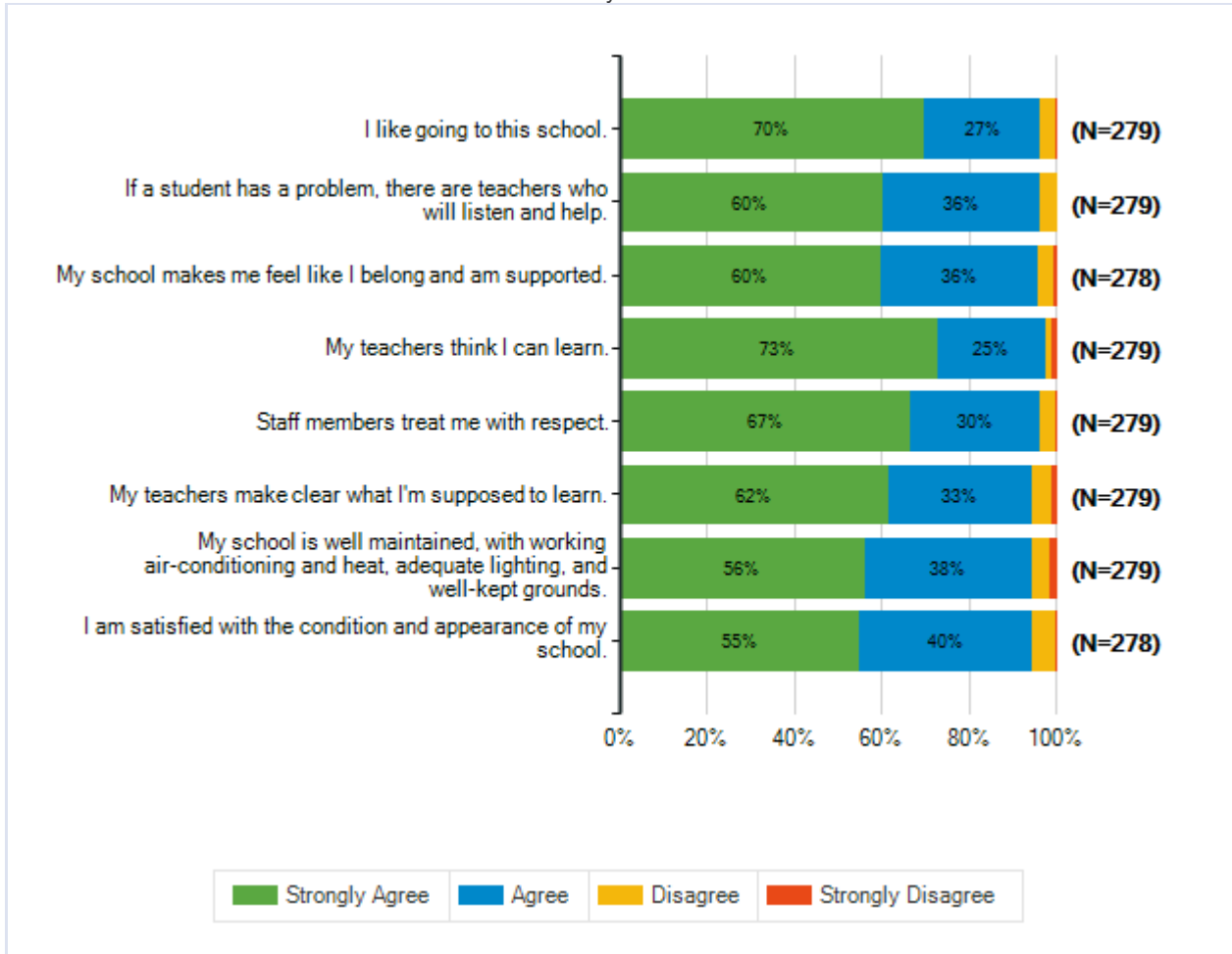






School Satisfaction						
Q6. How strongly do you agree or disagree with the following statements?						
		Strongly Agree	Agree	Disagree	Strongly Disagree	Total Responses
(a)	I like going to this school.	195 70%	74 27%	9 3%	1 0%	279
(b)	If a student has a problem, there are teachers who will listen and help.	168 60%	101 36%	10 4%	0 0%	279
(c)	My school makes me feel like I belong and am supported.	166 60%	100 36%	10 4%	2 1%	278
(d)	My teachers think I can learn.	203 73%	69 25%	4 1%	3 1%	279
(e)	Staff members treat me with respect.	186 67%	83 30%	9 3%	1 0%	279
(f)	My teachers make clear what I'm supposed to learn.	172 62%	92 33%	12 4%	3 1%	279
(g)	My school is well maintained, with working air-conditioning and heat, adequate lighting, and well-kept grounds.	157 56%	106 38%	12 4%	4 1%	279
(h)	I am satisfied with the condition and appearance of my school.	153 55%	110 40%	14 5%	1 0%	278

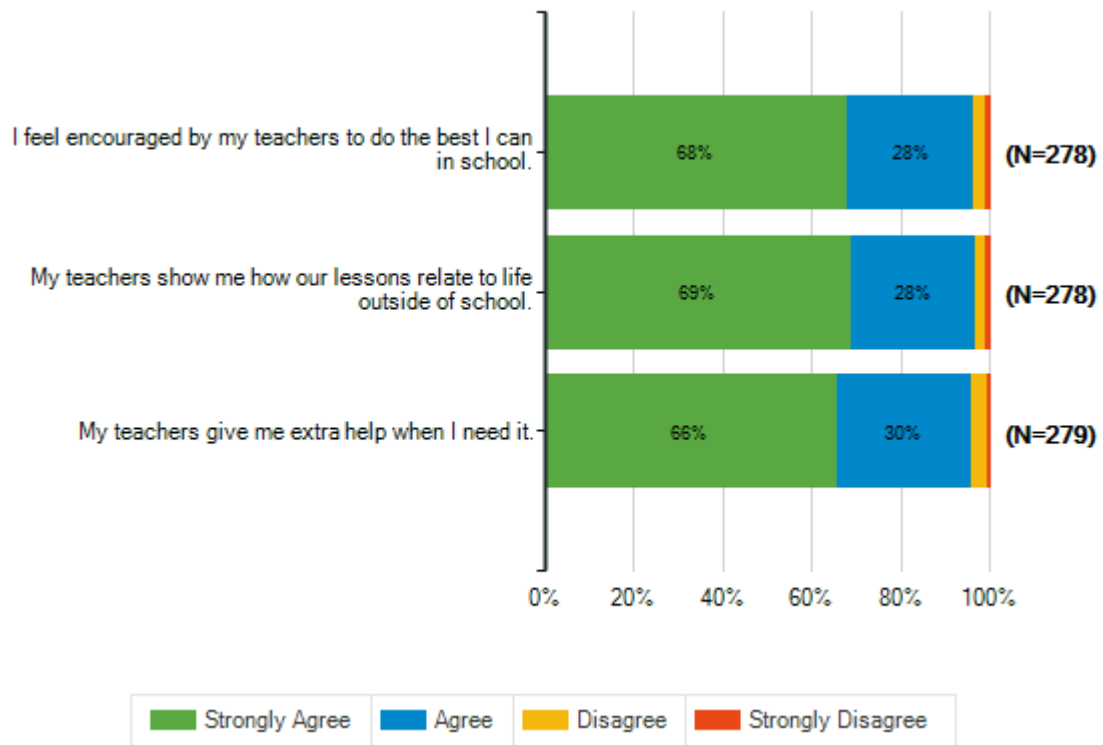
Special School District of St. Louis County
2018-19 Climate Survey Students – SSD Schools



Student Support

Q7. How strongly do you agree or disagree with the following statements?

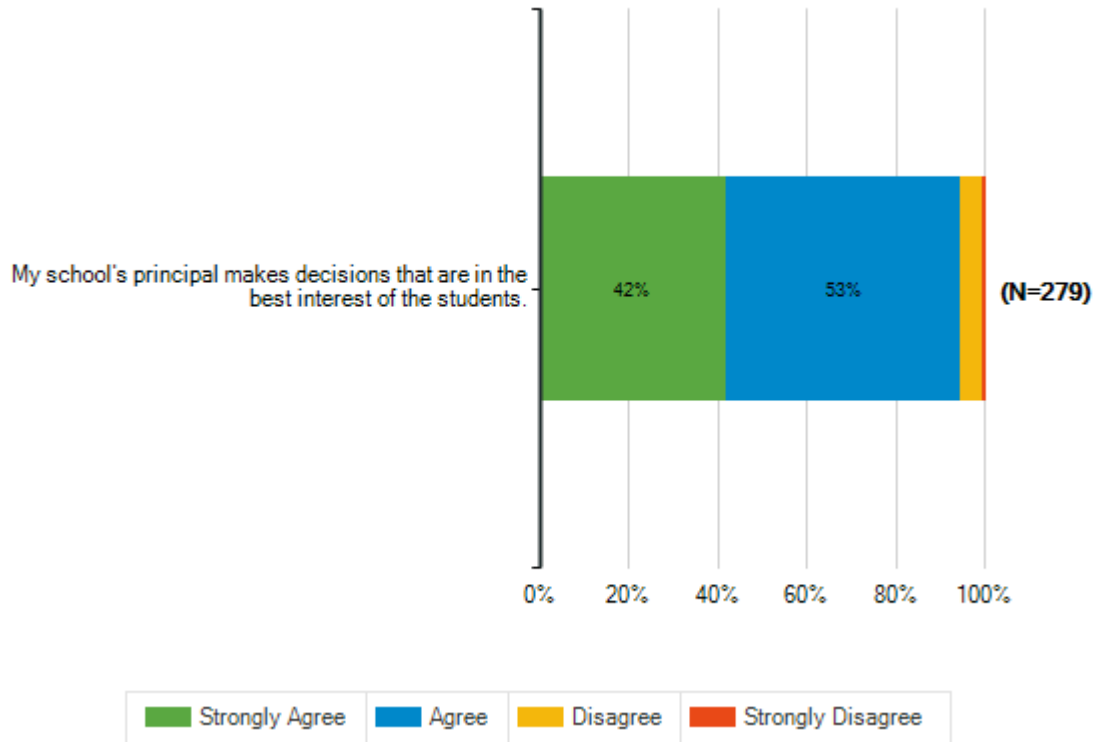
		Strongly Agree	Agree	Disagree	Strongly Disagree	Total Responses
(a)	I feel encouraged by my teachers to do the best I can in school.	189 68%	79 28%	7 3%	3 1%	278
(b)	My teachers show me how our lessons relate to life outside of school.	192 69%	77 28%	6 2%	3 1%	278
(c)	My teachers give me extra help when I need it.	183 66%	84 30%	10 4%	2 1%	279



School Principal

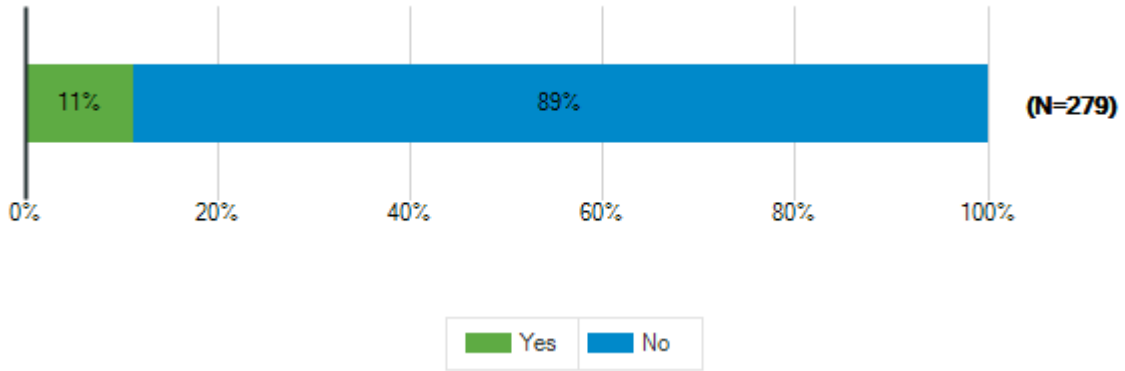
Q8. How strongly do you agree or disagree with the following statement?

		Strongly Agree	Agree	Disagree	Strongly Disagree	Total Responses
(a)	My school's principal makes decisions that are in the best interest of the students.	117 42%	147 53%	13 5%	2 1%	279



Q9. Have you had an issue or concern to discuss with the principal or assistant principal this school year?

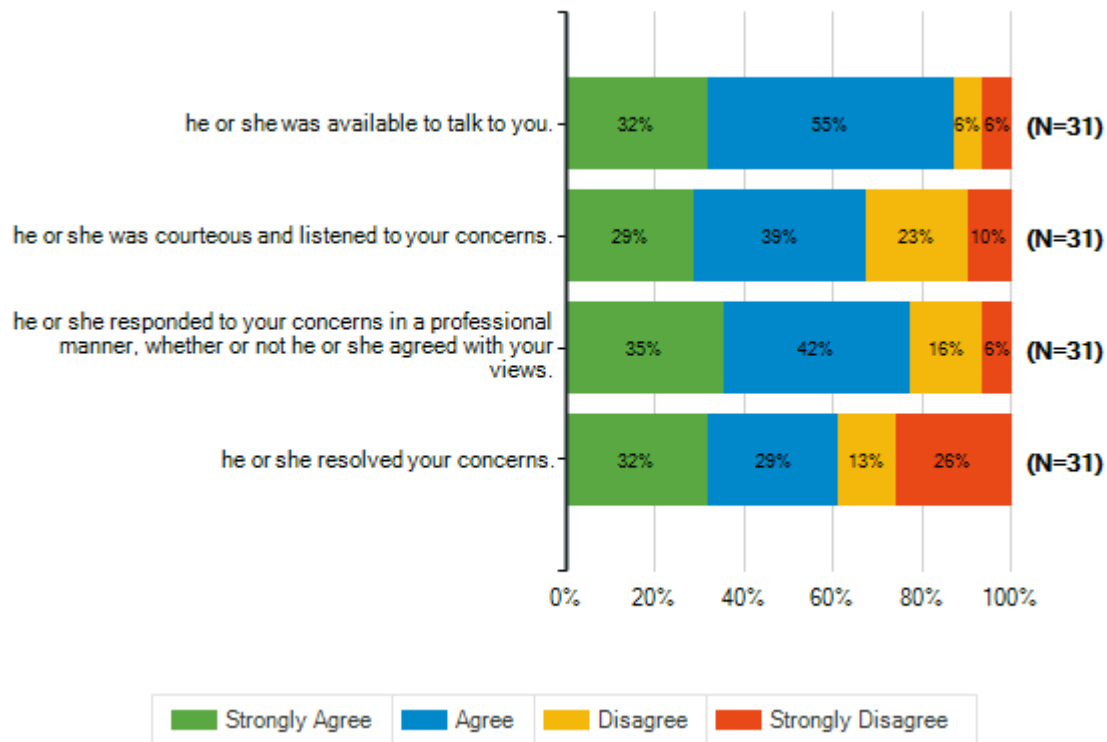
Responses	Count	%
Yes	31	11%
No	248	89%
Total Responses	279	



How strongly do you agree or disagree with the following?

Q10. When you have had an issue or a concern to discuss with the principal or assistant principal ...

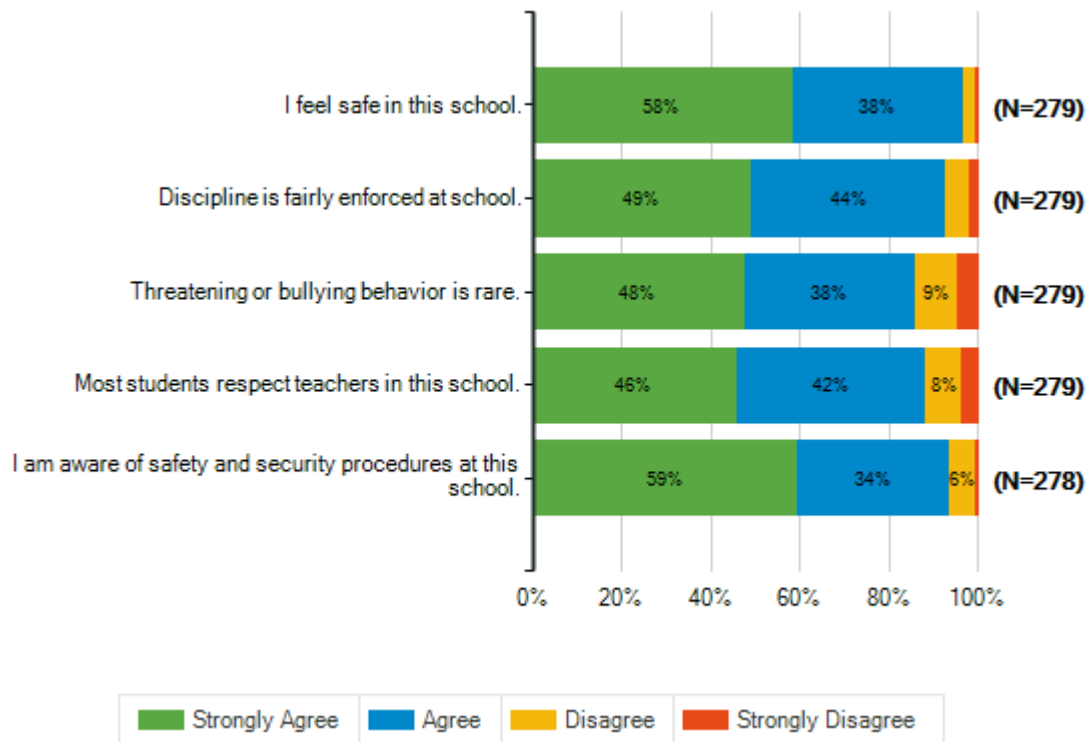
	Strongly Agree	Agree	Disagree	Strongly Disagree	Total Responses
(a) he or she was available to talk to you.	10 32%	17 55%	2 6%	2 6%	31
(b) he or she was courteous and listened to your concerns.	9 29%	12 39%	7 23%	3 10%	31
(c) he or she responded to your concerns in a professional manner, whether or not he or she agreed with your views.	11 35%	13 42%	5 16%	2 6%	31
(d) he or she resolved your concerns.	10 32%	9 29%	4 13%	8 26%	31



Safety and Behavior

Q11. How strongly do you agree or disagree with the following statements?

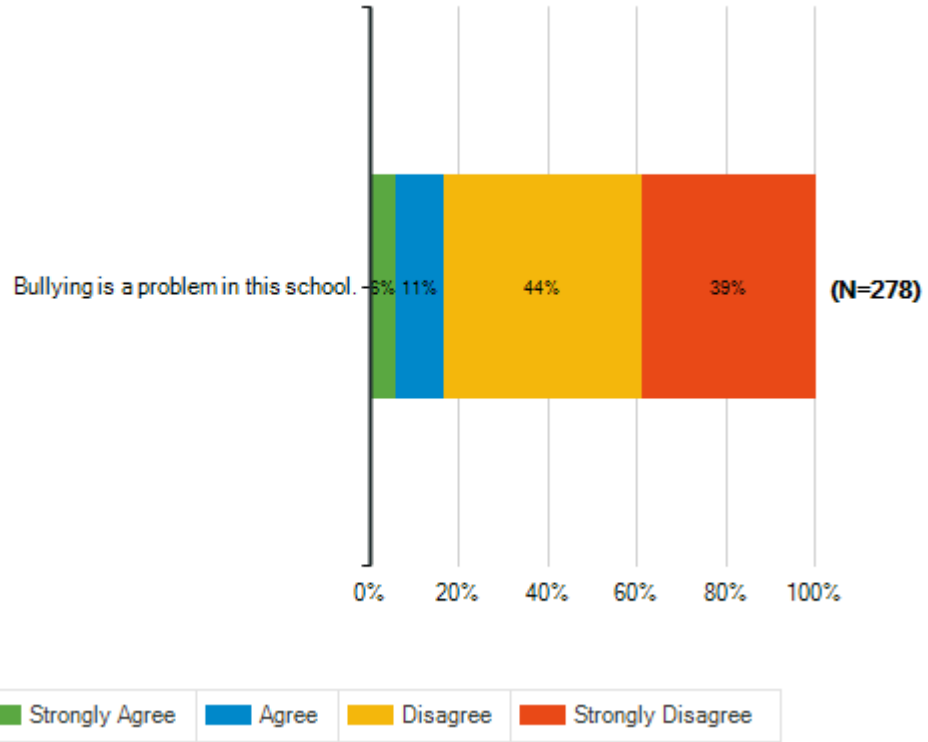
	Strongly Agree	Agree	Disagree	Strongly Disagree	Total Responses
(a) I feel safe in this school.	163 58%	107 38%	7 3%	2 1%	279
(b) Discipline is fairly enforced at school.	137 49%	122 44%	15 5%	5 2%	279
(c) Threatening or bullying behavior is rare.	133 48%	107 38%	26 9%	13 5%	279
(d) Most students respect teachers in this school.	128 46%	118 42%	23 8%	10 4%	279
(e) I am aware of safety and security procedures at this school.	165 59%	95 34%	16 6%	2 1%	278

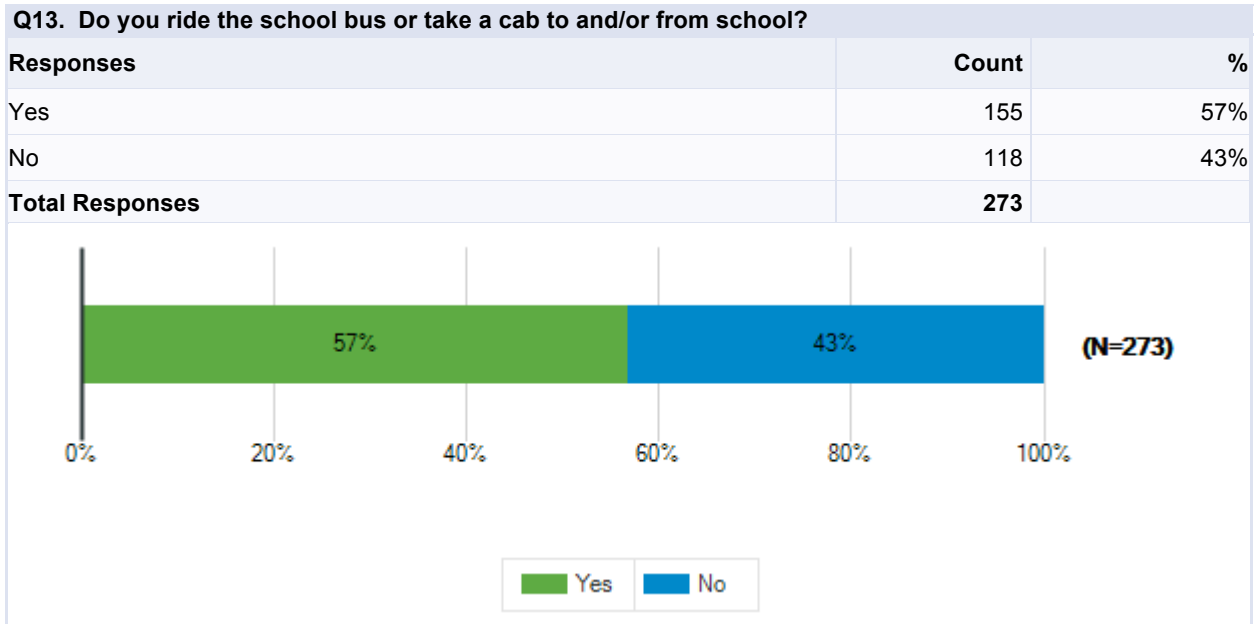


Safety and Behavior

Q12. How strongly do you agree or disagree with the following statements?

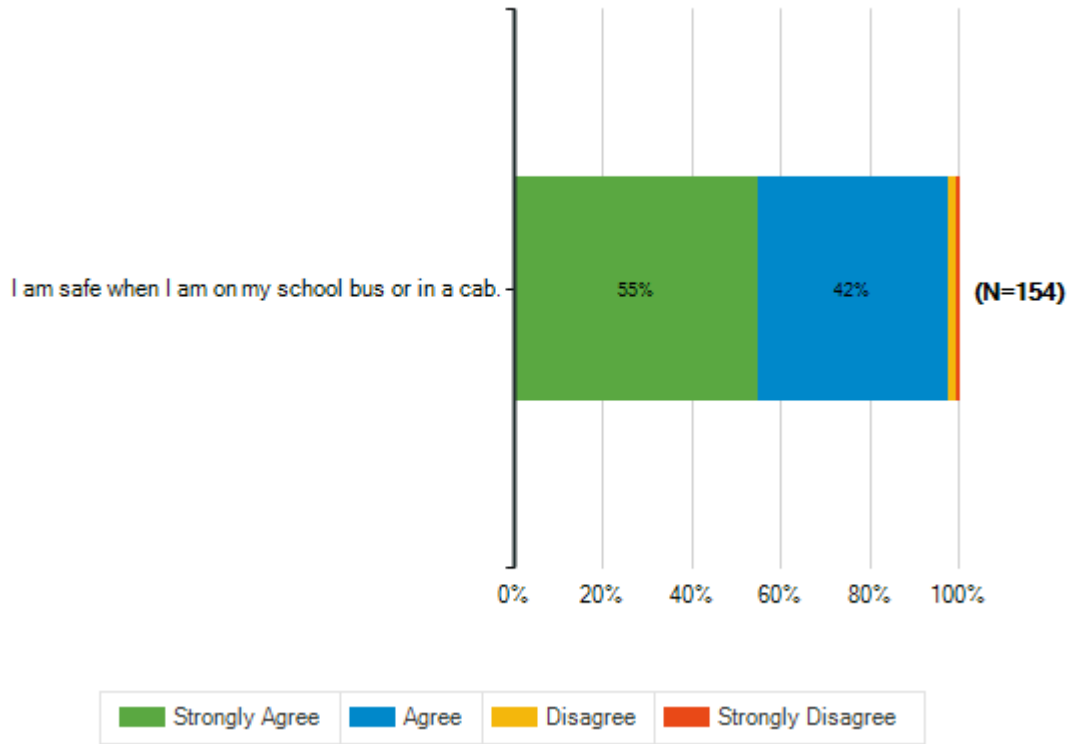
	Strongly Agree	Agree	Disagree	Strongly Disagree	Total Responses
(a) Bullying is a problem in this school.	17 6%	30 11%	123 44%	108 39%	278





Q14. How strongly do you agree or disagree with the following statement?

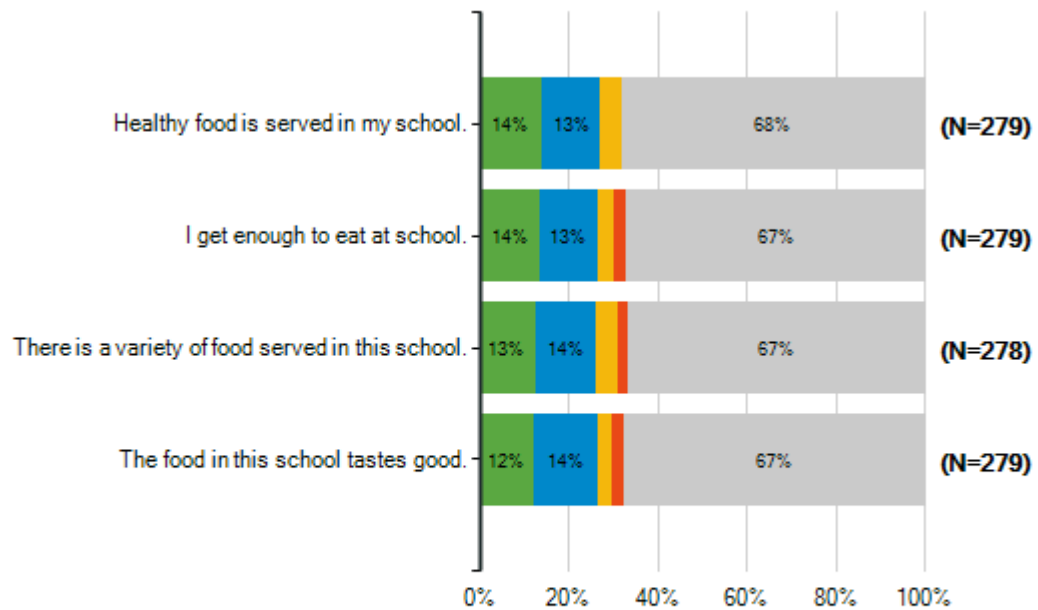
		Strongly Agree	Agree	Disagree	Strongly Disagree	Total Responses
(a)	I am safe when I am on my school bus or in a cab.	85	65	3	1	154
		55%	42%	2%	1%	



Food Services

Q15. How much do you agree or disagree with the statements below?

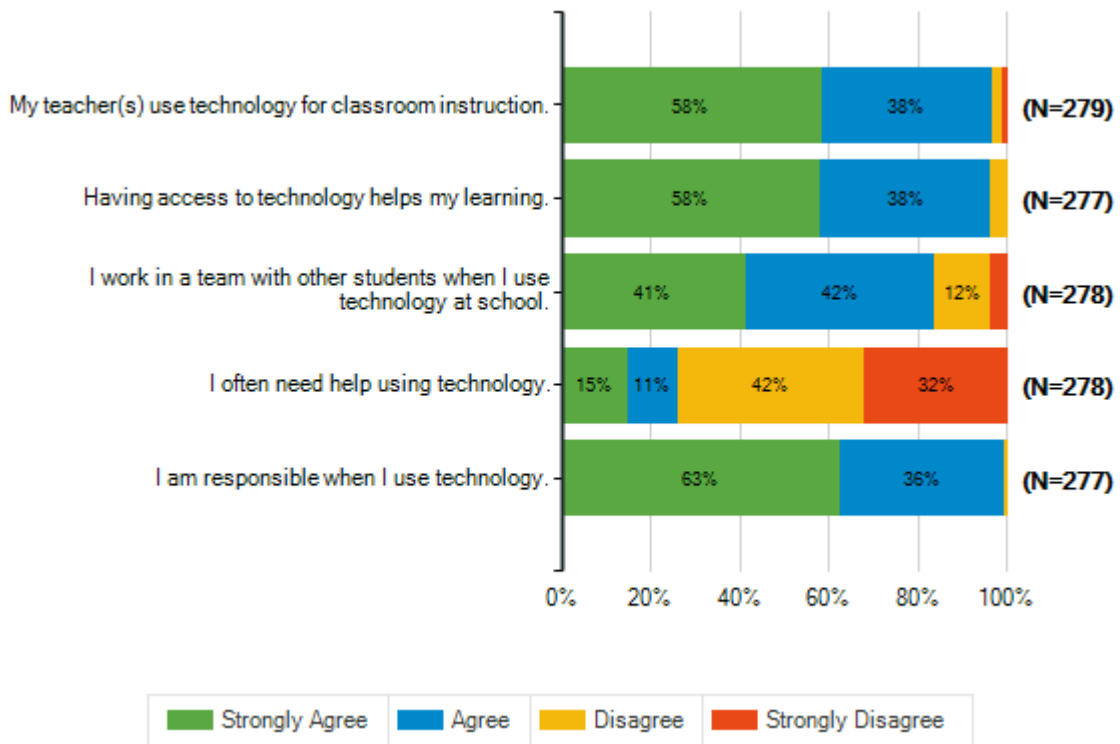
		Strongly Agree	Agree	Disagree	Strongly Disagree	I don't eat lunch at school.	Total Responses
(a)	Healthy food is served in my school.	40 14%	36 13%	13 5%	0 0%	190 68%	279
(b)	I get enough to eat at school.	38 14%	36 13%	11 4%	7 3%	187 67%	279
(c)	There is a variety of food served in this school.	35 13%	38 14%	14 5%	6 2%	185 67%	278
(d)	The food in this school tastes good.	34 12%	40 14%	9 3%	8 3%	188 67%	279



Technology

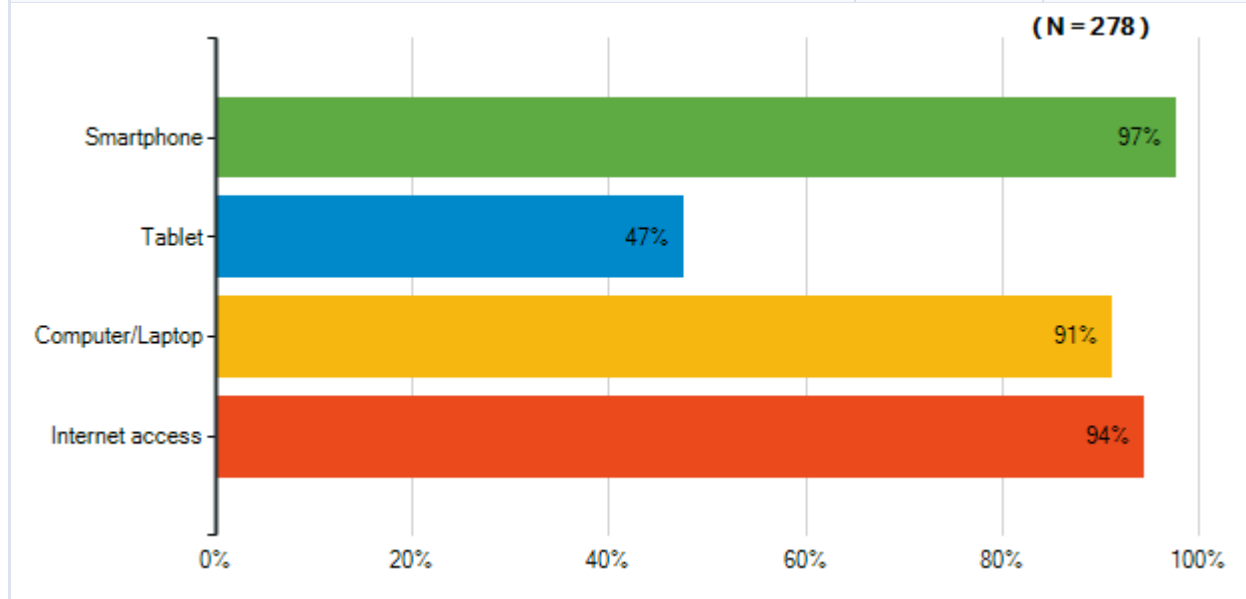
Q16. How strongly do you agree or disagree with the following statements?

		Strongly Agree	Agree	Disagree	Strongly Disagree	Total Responses
(a)	My teacher(s) use technology for classroom instruction.	163 58%	107 38%	6 2%	3 1%	279
(b)	Having access to technology helps my learning.	161 58%	106 38%	10 4%	0 0%	277
(c)	I work in a team with other students when I use technology at school.	115 41%	118 42%	34 12%	11 4%	278
(d)	I often need help using technology.	42 15%	31 11%	116 42%	89 32%	278
(e)	I am responsible when I use technology.	174 63%	101 36%	2 1%	0 0%	277



Q17. What type of technology do you have at home? (Select all that apply.)

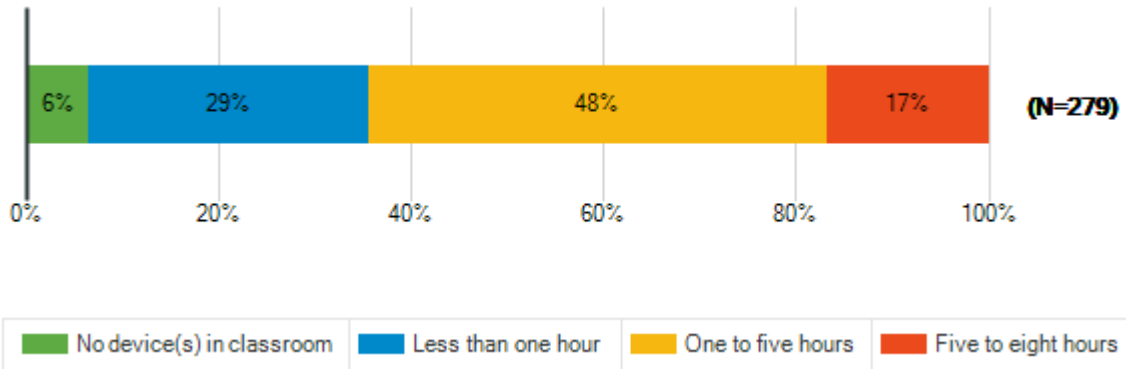
Responses	Count	%
Smartphone	271	97%
Tablet	132	47%
Computer/Laptop	253	91%
Internet access	262	94%
Total Unique Responses	278	
Total Responses	918	



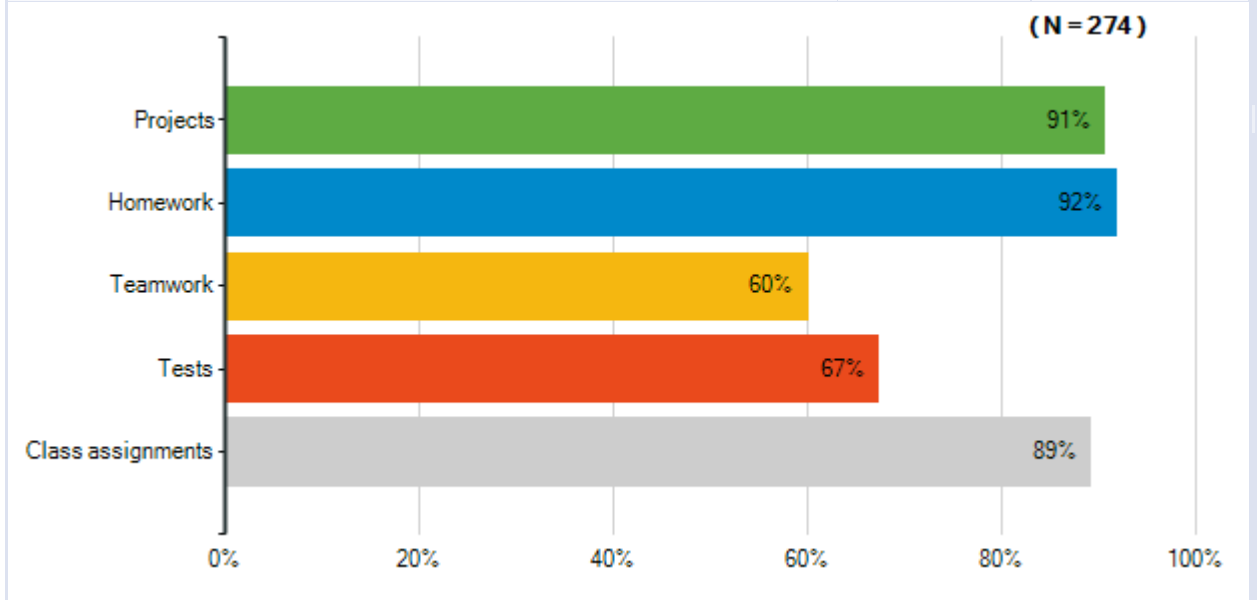
Note: Multiple answers per participant possible. Percentages added may exceed 100 since a participant may select more than one answer for this question.

Q18. On average, about how much time per day do you spend using a technology device (tablet, computer/laptop) at school?

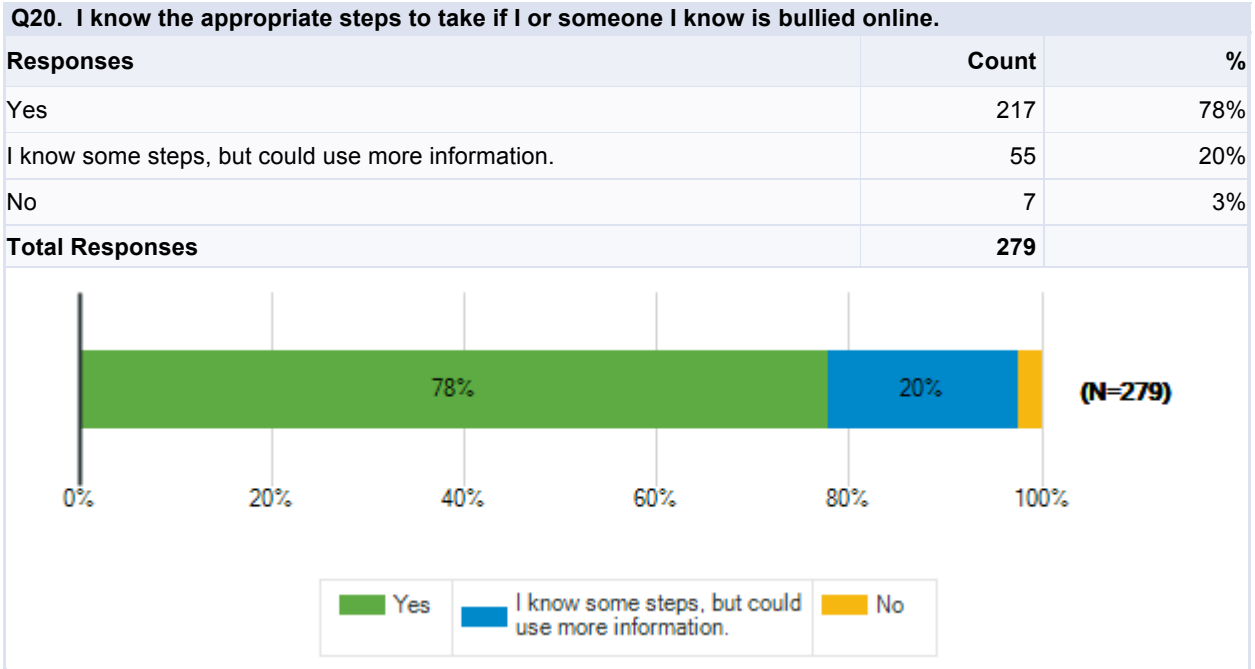
Responses	Count	%
No device(s) in classroom	18	6%
Less than one hour	81	29%
One to five hours	133	48%
Five to eight hours	47	17%
Total Responses	279	



Q19. I use technology in my daily life for (Select all that apply)		
Responses	Count	%
Projects	248	91%
Homework	251	92%
Teamwork	164	60%
Tests	184	67%
Class assignments	244	89%
Total Unique Responses	274	
Total Responses	1,091	



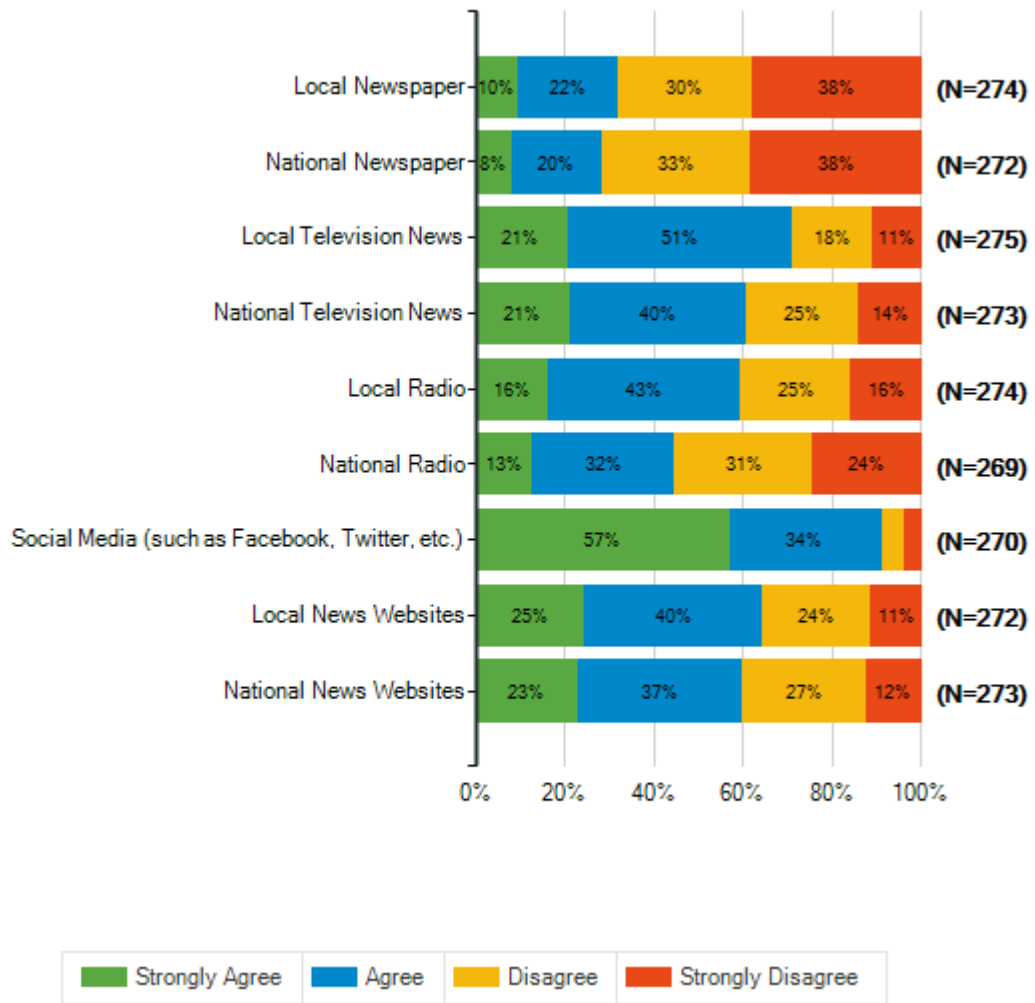
Note: Multiple answers per participant possible. Percentages added may exceed 100 since a participant may select more than one answer for this question.



Q21. Please indicate the extent to which you agree or disagree that you use the following tools to get general information on a daily basis.

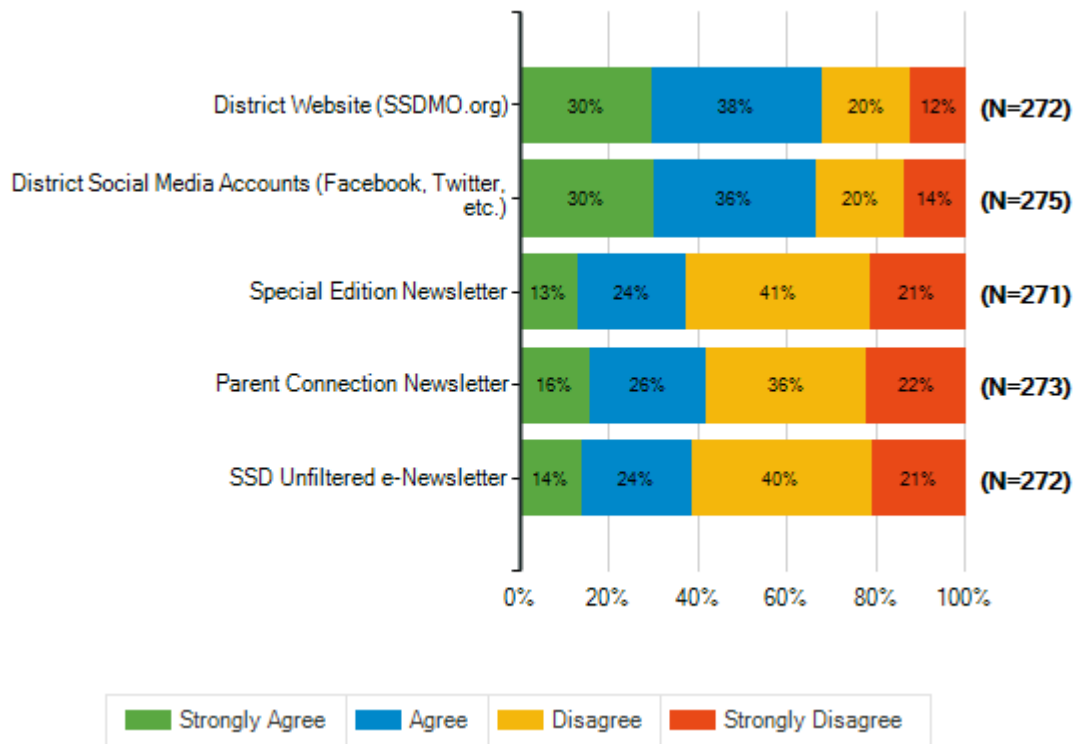
		Strongly Agree	Agree	Disagree	Strongly Disagree	Total Responses
(a)	Local Newspaper	27 10%	61 22%	82 30%	104 38%	274
(b)	National Newspaper	22 8%	55 20%	91 33%	104 38%	272
(c)	Local Television News	57 21%	139 51%	49 18%	30 11%	275
(d)	National Television News	58 21%	108 40%	69 25%	38 14%	273
(e)	Local Radio	45 16%	118 43%	68 25%	43 16%	274
(f)	National Radio	35 13%	85 32%	84 31%	65 24%	269
(g)	Social Media (such as Facebook, Twitter, etc.)	154 57%	92 34%	14 5%	10 4%	270
(h)	Local News Websites	67 25%	108 40%	66 24%	31 11%	272
(i)	National News Websites	63 23%	101 37%	75 27%	34 12%	273

Special School District of St. Louis County
2018-19 Climate Survey Students – SSD Schools



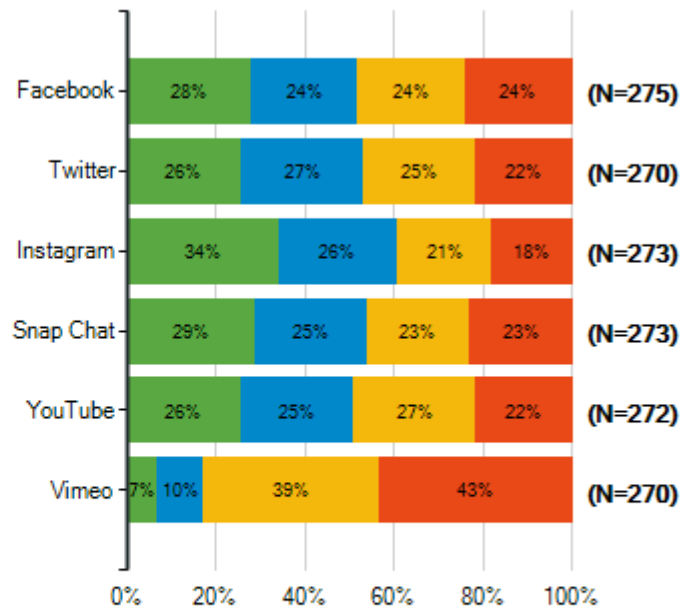
Q22. Please indicate the extent to which you agree or disagree that you use the following tools to get information about Special School District.

	Strongly Agree	Agree	Disagree	Strongly Disagree	Total Responses
(a) District Website (SSDMO.org)	81 30%	104 38%	54 20%	33 12%	272
(b) District Social Media Accounts (Facebook, Twitter, etc.)	83 30%	100 36%	54 20%	38 14%	275
(c) Special Edition Newsletter	36 13%	66 24%	111 41%	58 21%	271
(d) Parent Connection Newsletter	43 16%	72 26%	98 36%	60 22%	273
(e) SSD Unfiltered e-Newsletter	39 14%	66 24%	110 40%	57 21%	272



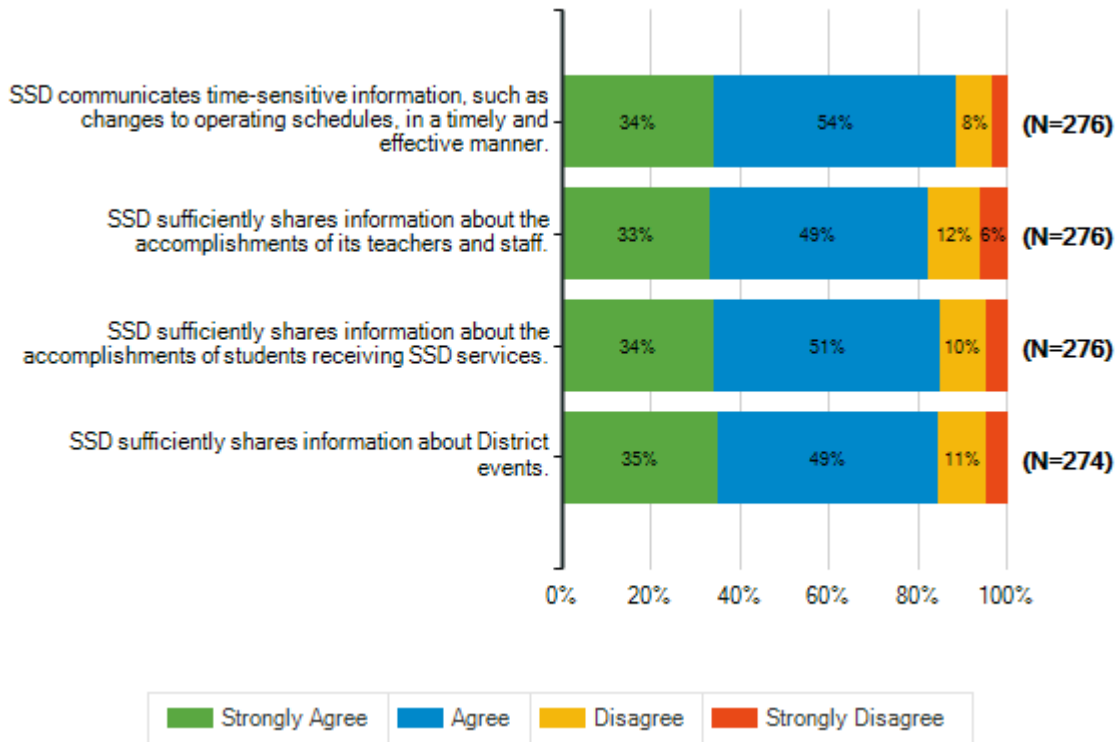
Q23. Please indicate the extent to which you agree or disagree that you would use the following social media channels to get information about Special School District.

	Strongly Agree	Agree	Disagree	Strongly Disagree	Total Responses
(a) Facebook	77 28%	66 24%	66 24%	66 24%	275
(b) Twitter	70 26%	74 27%	67 25%	59 22%	270
(c) Instagram	94 34%	72 26%	58 21%	49 18%	273
(d) Snap Chat	79 29%	69 25%	62 23%	63 23%	273
(e) YouTube	70 26%	69 25%	74 27%	59 22%	272
(f) Vimeo	19 7%	28 10%	106 39%	117 43%	270



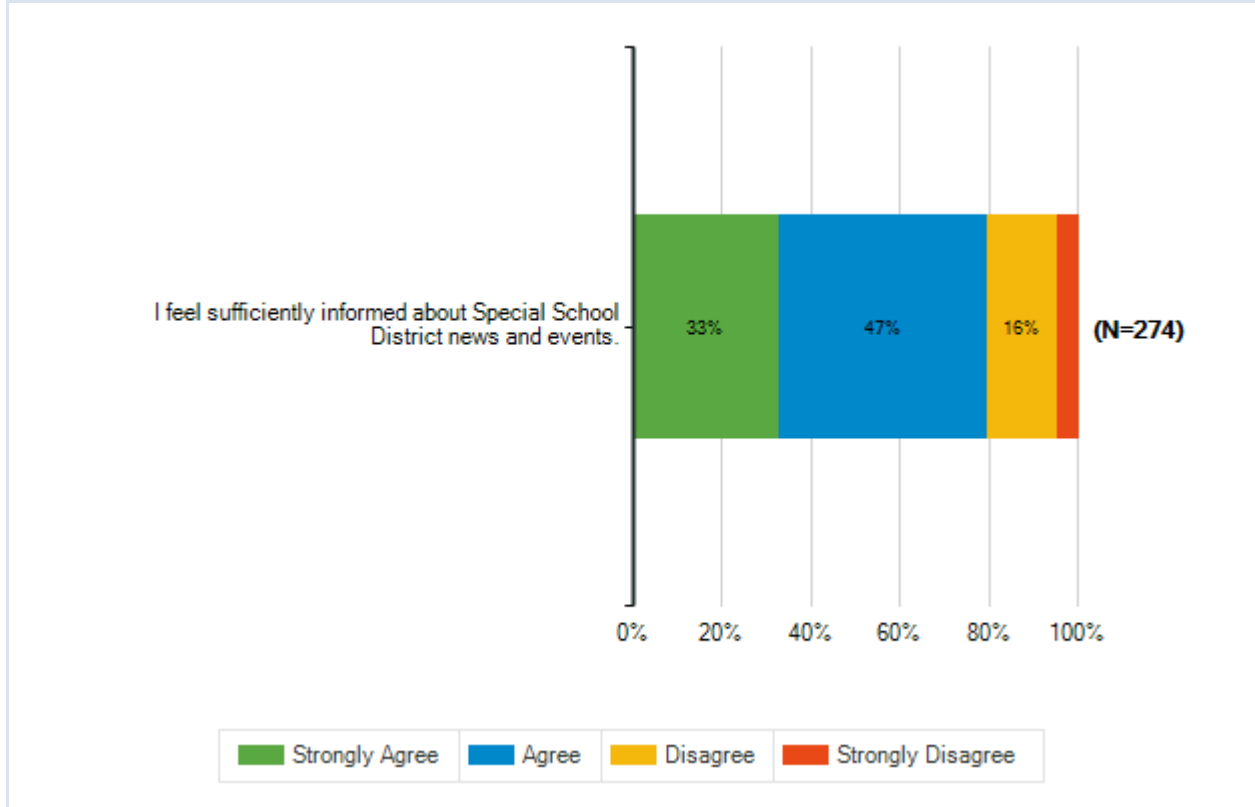
Q24. Please indicate the extent to which you agree or disagree with each of the following statements.

		Strongly Agree	Agree	Disagree	Strongly Disagree	Total Responses
(a)	SSD communicates time-sensitive information, such as changes to operating schedules, in a timely and effective manner.	95 34%	150 54%	22 8%	9 3%	276
(b)	SSD sufficiently shares information about the accomplishments of its teachers and staff.	92 33%	135 49%	33 12%	16 6%	276
(c)	SSD sufficiently shares information about the accomplishments of students receiving SSD services.	95 34%	140 51%	28 10%	13 5%	276
(d)	SSD sufficiently shares information about District events.	97 35%	135 49%	29 11%	13 5%	274



Q25. Please indicate the extent to which you agree or disagree with the following statement.

		Strongly Agree	Agree	Disagree	Strongly Disagree	Total Responses
(a)	I feel sufficiently informed about Special School District news and events.	90 33%	128 47%	43 16%	13 5%	274



Q27. Students receive grades of A, B, C, D, or F to report how well they are doing. An A is outstanding, C is average, and F is failing. What grade would you give your school?

Responses	Count	%
A	147	53%
B	105	38%
C	19	7%
D	4	1%
F	1	0%
Total Responses	276	

