

# 2018-2019 Climate Survey SSD Paraprofessionals – Partner Districts

Survey Results

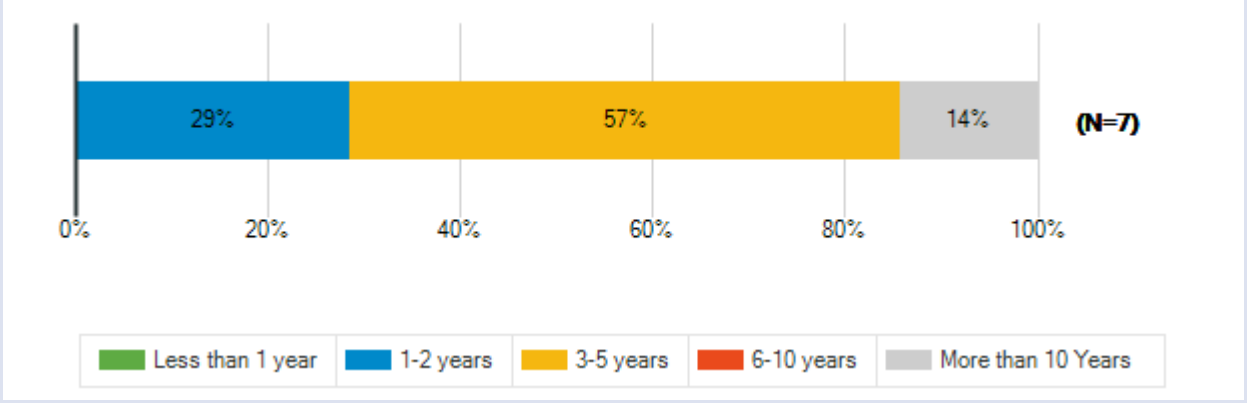
**Maplewood-Richmond Hts School District**

Special School District of St. Louis County  
February 19 - March 15, 2019



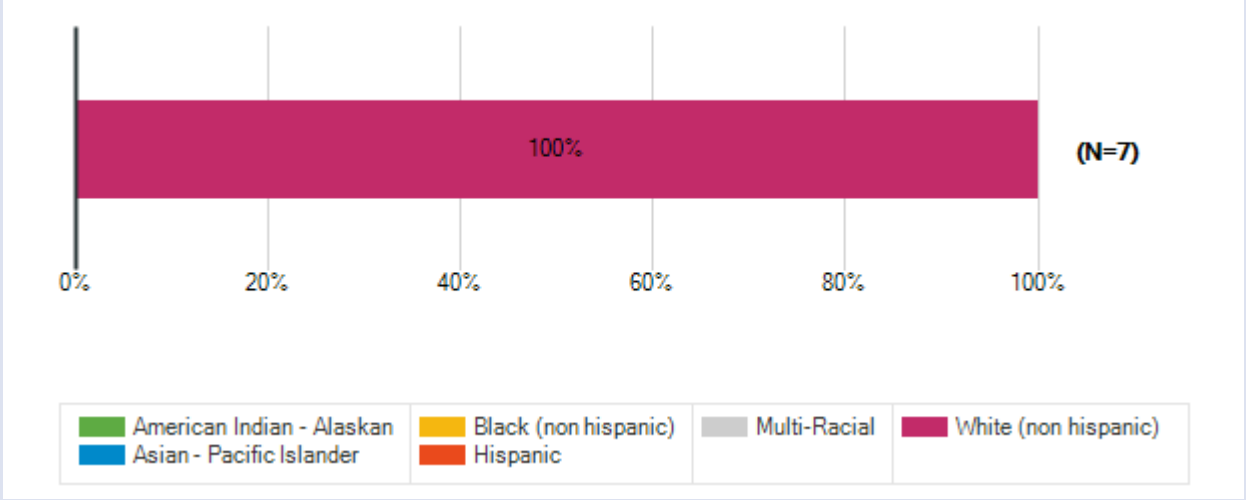
**Q1. Years of Service**

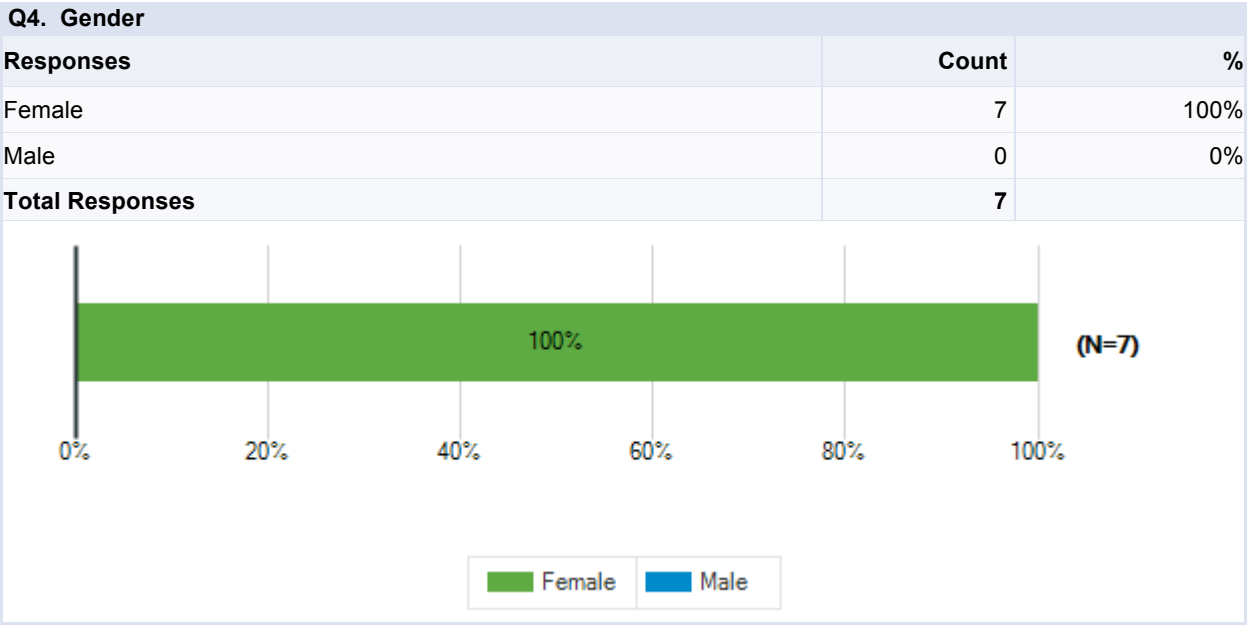
Responses	Count	%
Less than 1 year	0	0%
1-2 years	2	29%
3-5 years	4	57%
6-10 years	0	0%
More than 10 Years	1	14%
<b>Total Responses</b>	<b>7</b>	



**Q3. Race/Ethnicity**

Responses	Count	%
American Indian - Alaskan	0	0%
Asian - Pacific Islander	0	0%
Black (non hispanic)	0	0%
Hispanic	0	0%
Multi-Racial	0	0%
White (non hispanic)	7	100%
<b>Total Responses</b>	<b>7</b>	

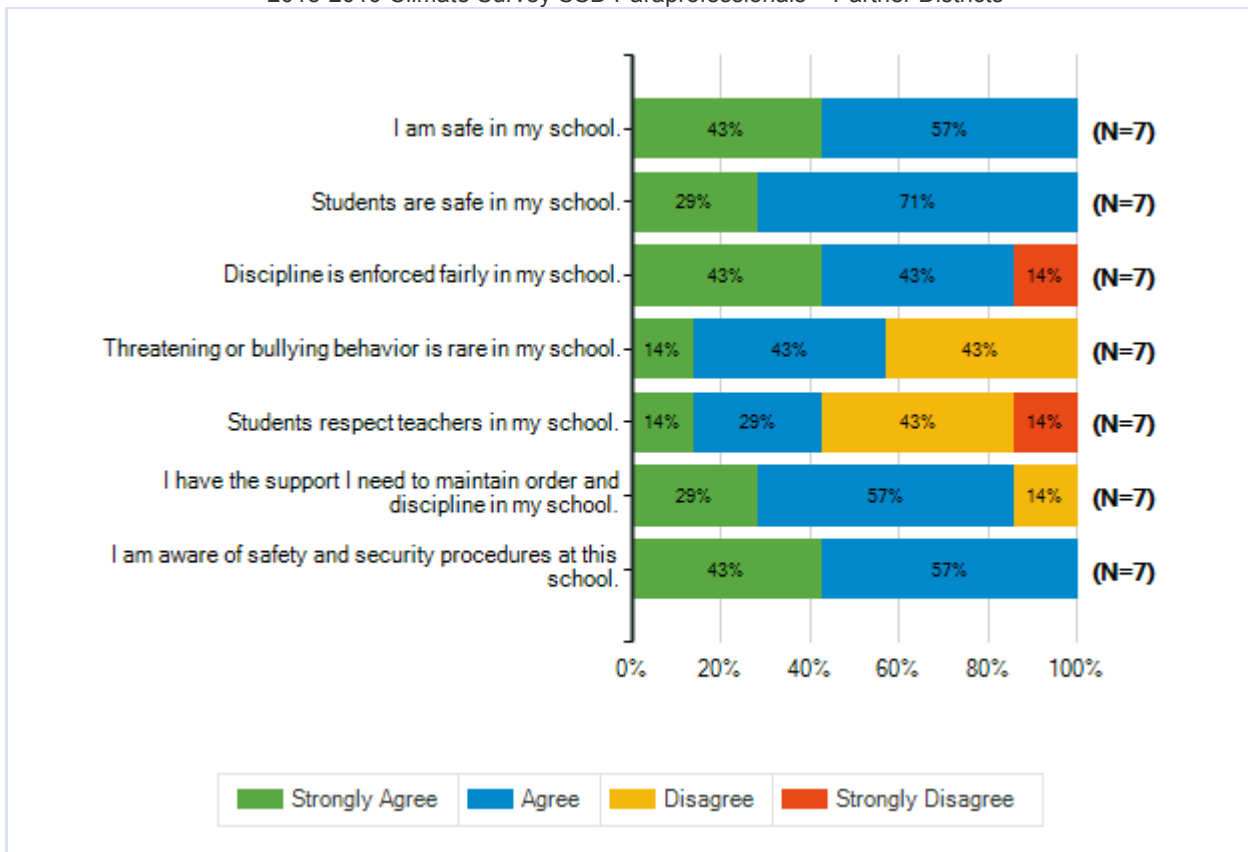




**Safety and Behavior**

**Q5. How strongly do you agree or disagree with the following statements?**

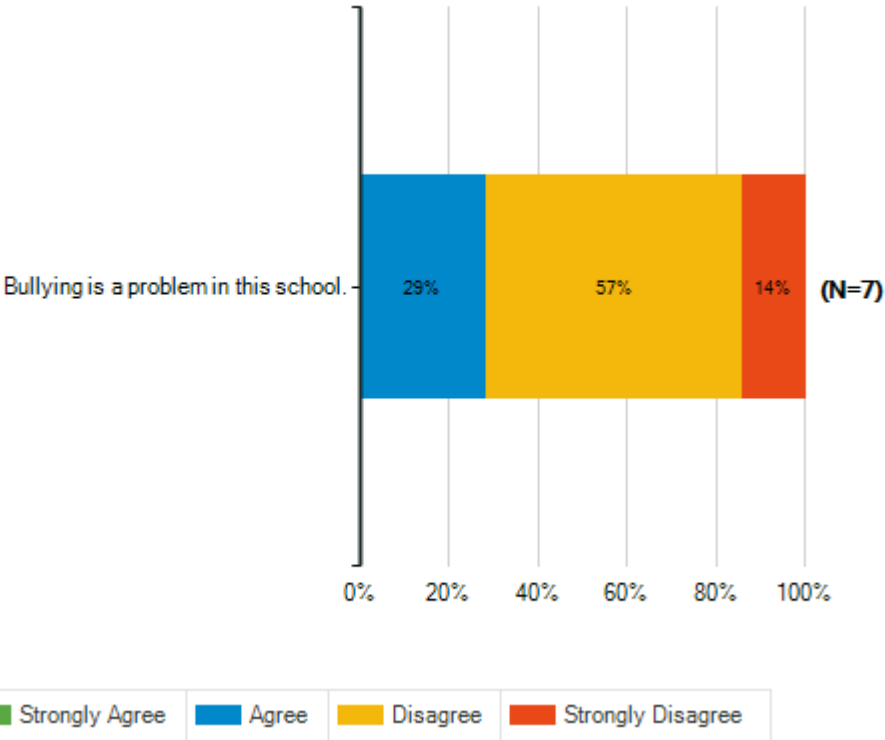
	<b>Strongly Agree</b>	<b>Agree</b>	<b>Disagree</b>	<b>Strongly Disagree</b>	<b>Total Responses</b>
(a) I am safe in my school.	3 43%	4 57%	0 0%	0 0%	7
(b) Students are safe in my school.	2 29%	5 71%	0 0%	0 0%	7
(c) Discipline is enforced fairly in my school.	3 43%	3 43%	0 0%	1 14%	7
(d) Threatening or bullying behavior is rare in my school.	1 14%	3 43%	3 43%	0 0%	7
(e) Students respect teachers in my school.	1 14%	2 29%	3 43%	1 14%	7
(f) I have the support I need to maintain order and discipline in my school.	2 29%	4 57%	1 14%	0 0%	7
(g) I am aware of safety and security procedures at this school.	3 43%	4 57%	0 0%	0 0%	7



**Safety and Behavior**

**Q6. How strongly do you agree or disagree with the statement below?**

	<b>Strongly Agree</b>	<b>Agree</b>	<b>Disagree</b>	<b>Strongly Disagree</b>	<b>Total Responses</b>
(a) Bullying is a problem in this school.	0 0%	2 29%	4 57%	1 14%	7

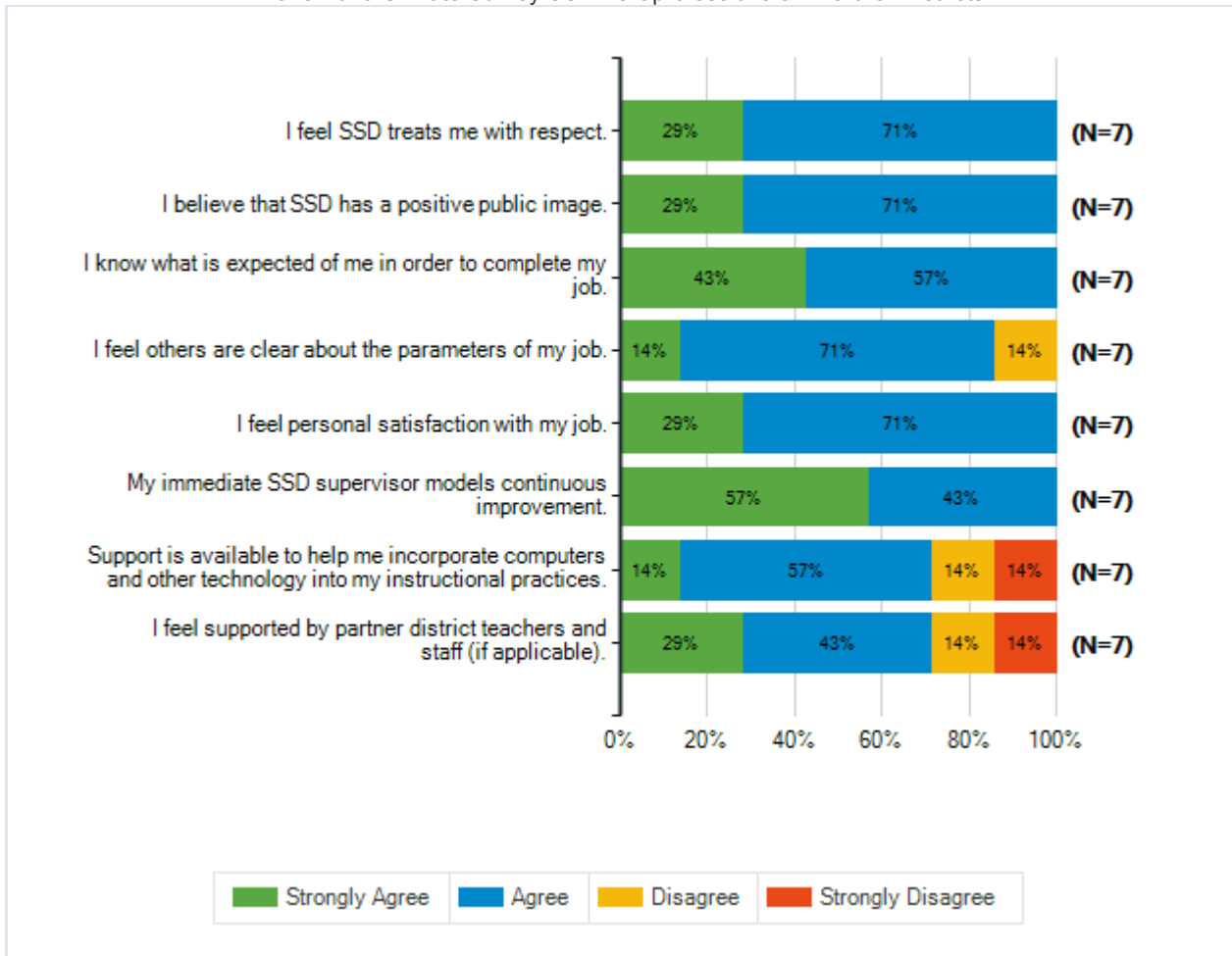


**Job Satisfaction**

**Q7. How strongly do you agree or disagree with the following statements?**

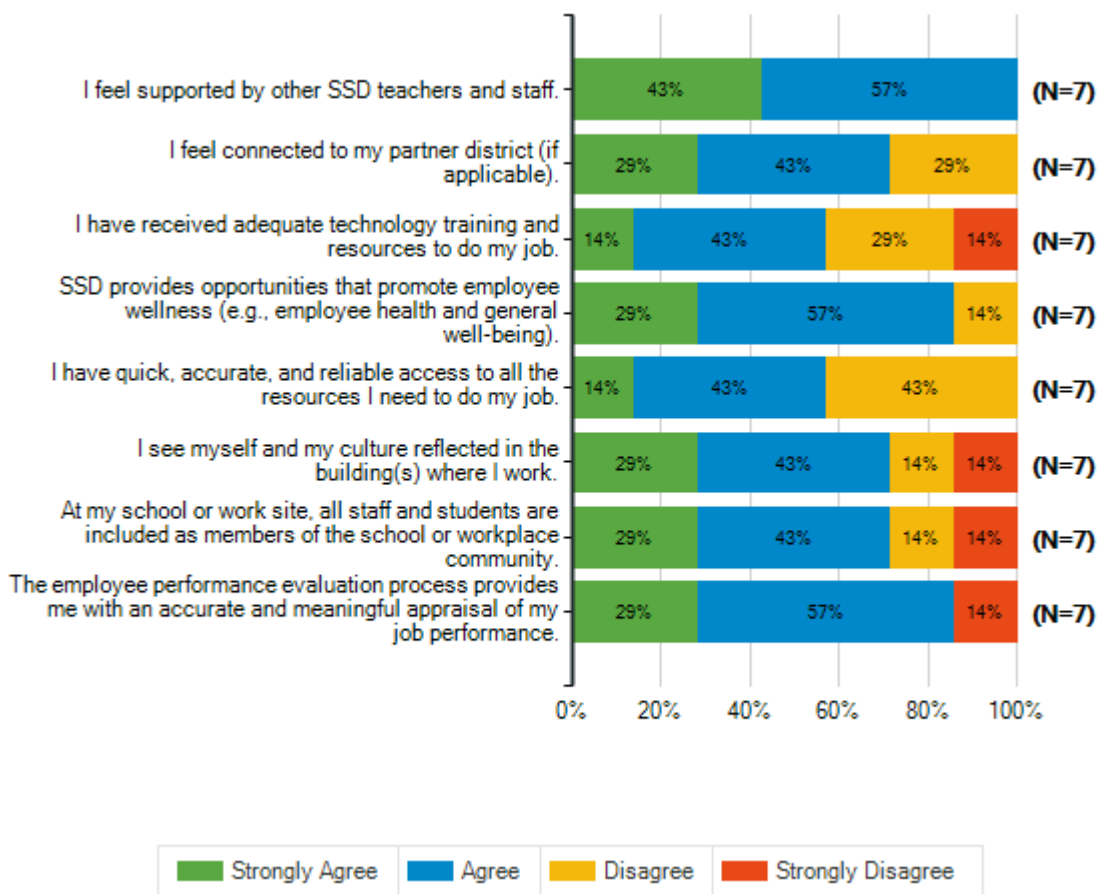
		<b>Strongly Agree</b>	<b>Agree</b>	<b>Disagree</b>	<b>Strongly Disagree</b>	<b>Total Responses</b>
(a)	I feel SSD treats me with respect.	2 29%	5 71%	0 0%	0 0%	7
(b)	I believe that SSD has a positive public image.	2 29%	5 71%	0 0%	0 0%	7
(c)	I know what is expected of me in order to complete my job.	3 43%	4 57%	0 0%	0 0%	7
(d)	I feel others are clear about the parameters of my job.	1 14%	5 71%	1 14%	0 0%	7
(e)	I feel personal satisfaction with my job.	2 29%	5 71%	0 0%	0 0%	7
(f)	My immediate SSD supervisor models continuous improvement.	4 57%	3 43%	0 0%	0 0%	7
(g)	Support is available to help me incorporate computers and other technology into my instructional practices.	1 14%	4 57%	1 14%	1 14%	7
(h)	I feel supported by partner district teachers and staff (if applicable).	2 29%	3 43%	1 14%	1 14%	7





<b>Job Satisfaction (Continued)</b>						
<b>Q8. How strongly do you agree or disagree with the following statements?</b>						
		<b>Strongly Agree</b>	<b>Agree</b>	<b>Disagree</b>	<b>Strongly Disagree</b>	<b>Total Responses</b>
(a)	I feel supported by other SSD teachers and staff.	3 43%	4 57%	0 0%	0 0%	7
(b)	I feel connected to my partner district (if applicable).	2 29%	3 43%	2 29%	0 0%	7
(c)	I have received adequate technology training and resources to do my job.	1 14%	3 43%	2 29%	1 14%	7
(d)	SSD provides opportunities that promote employee wellness (e.g., employee health and general well-being).	2 29%	4 57%	1 14%	0 0%	7
(e)	I have quick, accurate, and reliable access to all the resources I need to do my job.	1 14%	3 43%	3 43%	0 0%	7
(f)	I see myself and my culture reflected in the building(s) where I work.	2 29%	3 43%	1 14%	1 14%	7
(g)	At my school or work site, all staff and students are included as members of the school or workplace community.	2 29%	3 43%	1 14%	1 14%	7
(h)	The employee performance evaluation process provides me with an accurate and meaningful appraisal of my job performance.	2 29%	4 57%	0 0%	1 14%	7

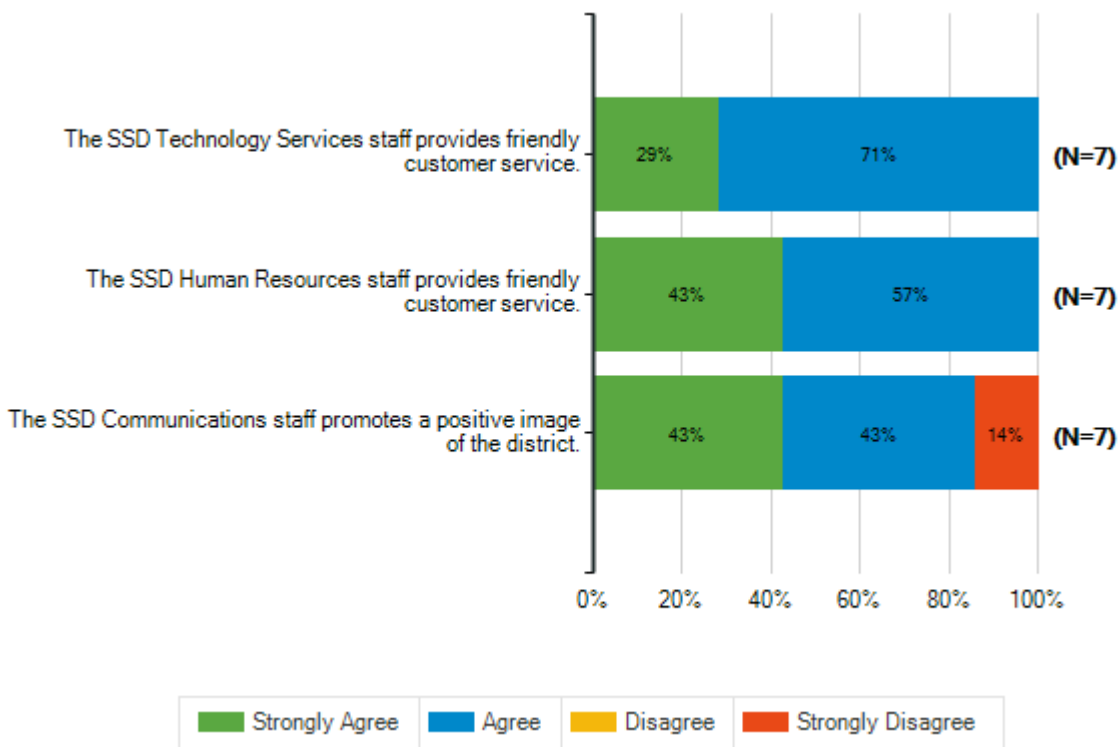
Special School District of St. Louis County  
 2018-2019 Climate Survey SSD Paraprofessionals – Partner Districts



**Satisfaction With SSD Support Departments**

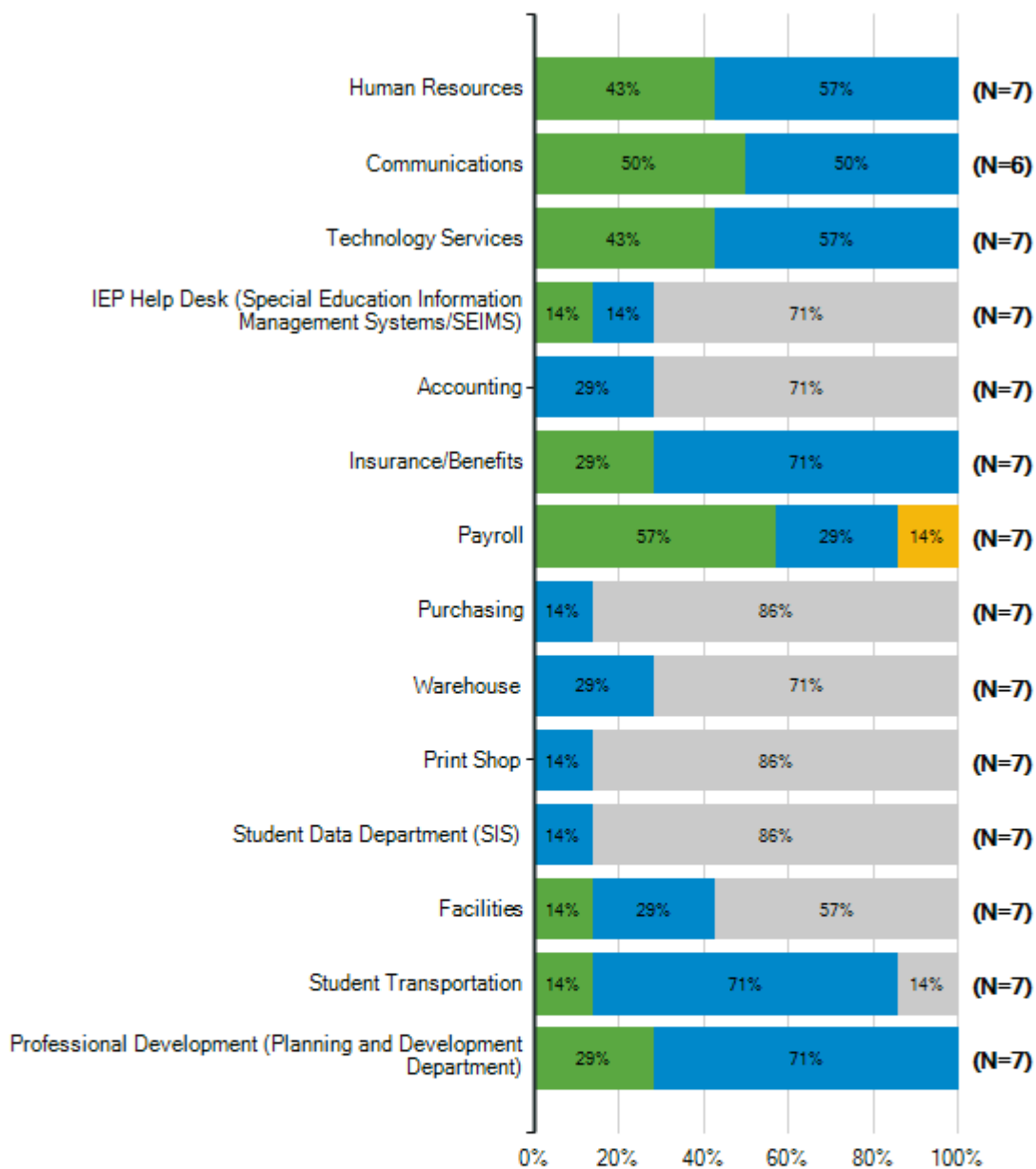
**Q9. How strongly do you agree or disagree with the following statements?**

		<b>Strongly Agree</b>	<b>Agree</b>	<b>Disagree</b>	<b>Strongly Disagree</b>	<b>Total Responses</b>
(a)	The SSD Technology Services staff provides friendly customer service.	2 29%	5 71%	0 0%	0 0%	7
(b)	The SSD Human Resources staff provides friendly customer service.	3 43%	4 57%	0 0%	0 0%	7
(c)	The SSD Communications staff promotes a positive image of the district.	3 43%	3 43%	0 0%	1 14%	7



<b>Q10. I am satisfied with the service provided by the following SSD departments</b>							
		<b>Strongly Agree</b>	<b>Agree</b>	<b>Disagree</b>	<b>Strongly Disagree</b>	<b>I Don't Know</b>	<b>Total Responses</b>
(a)	Human Resources	3 43%	4 57%	0 0%	0 0%	0 0%	7
(b)	Communications	3 50%	3 50%	0 0%	0 0%	0 0%	6
(c)	Technology Services	3 43%	4 57%	0 0%	0 0%	0 0%	7
(d)	IEP Help Desk (Special Education Information Management Systems/SEIMS)	1 14%	1 14%	0 0%	0 0%	5 71%	7
(e)	Accounting	0 0%	2 29%	0 0%	0 0%	5 71%	7
(f)	Insurance/Benefits	2 29%	5 71%	0 0%	0 0%	0 0%	7
(g)	Payroll	4 57%	2 29%	1 14%	0 0%	0 0%	7
(h)	Purchasing	0 0%	1 14%	0 0%	0 0%	6 86%	7
(i)	Warehouse	0 0%	2 29%	0 0%	0 0%	5 71%	7
(j)	Print Shop	0 0%	1 14%	0 0%	0 0%	6 86%	7
(k)	Student Data Department (SIS)	0 0%	1 14%	0 0%	0 0%	6 86%	7
(l)	Facilities	1 14%	2 29%	0 0%	0 0%	4 57%	7
(m)	Student Transportation	1 14%	5 71%	0 0%	0 0%	1 14%	7
(n)	Professional Development (Planning and Development Department)	2 29%	5 71%	0 0%	0 0%	0 0%	7

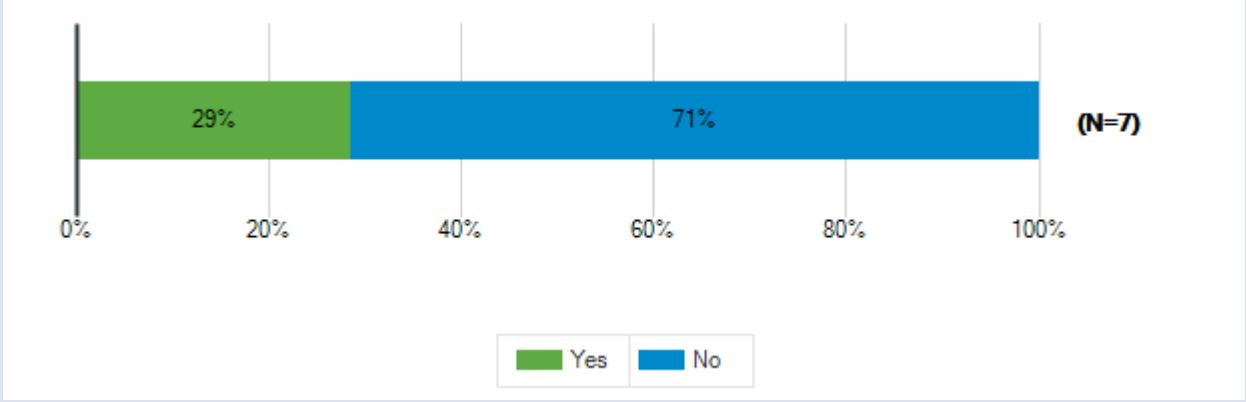
Special School District of St. Louis County  
2018-2019 Climate Survey SSD Paraprofessionals – Partner Districts



■ Strongly Agree   
 ■ Agree   
 ■ Disagree   
 ■ Strongly Disagree   
 ■ I Don't Know

**Q11. Have you had an issue or concern to discuss with an SSD director, assistant superintendent, or cabinet member this school year?**

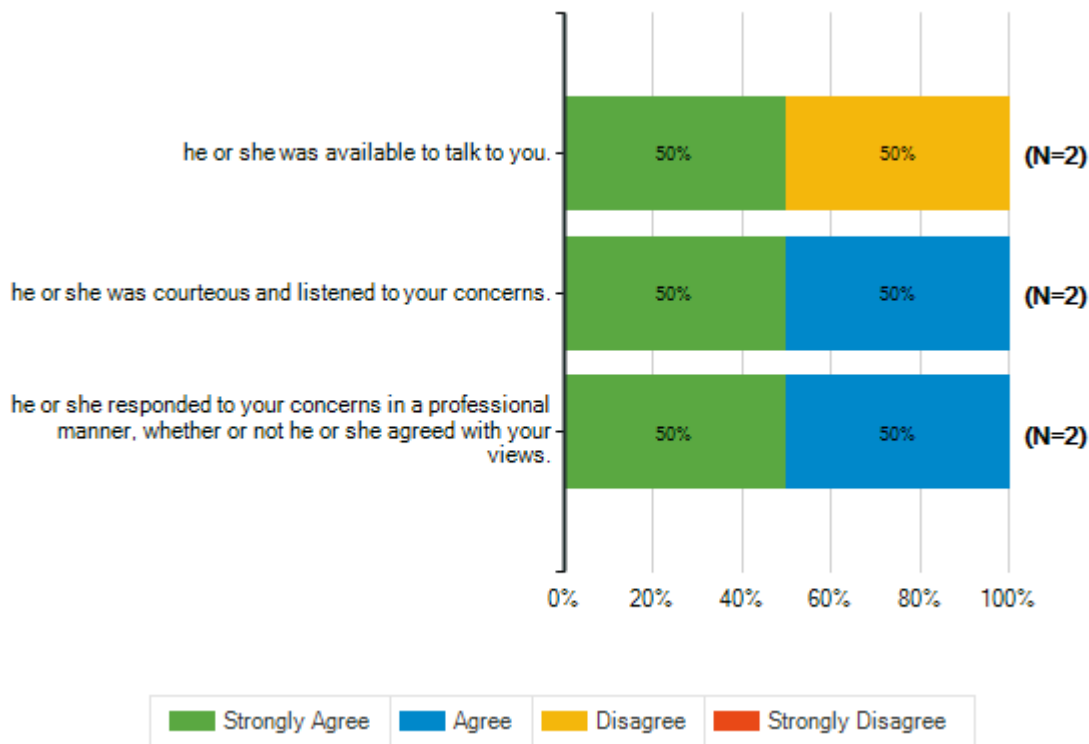
Responses	Count	%
Yes	2	29%
No	5	71%
<b>Total Responses</b>	<b>7</b>	



**How strongly do you agree or disagree with the following statements?**

**Q12. When you have had an issue or a concern to discuss with an SSD director, assistant superintendent, or cabinet member ...**

	Strongly Agree	Agree	Disagree	Strongly Disagree	Total Responses
(a) he or she was available to talk to you.	1 50%	0 0%	1 50%	0 0%	2
(b) he or she was courteous and listened to your concerns.	1 50%	1 50%	0 0%	0 0%	2
(c) he or she responded to your concerns in a professional manner, whether or not he or she agreed with your views.	1 50%	1 50%	0 0%	0 0%	2

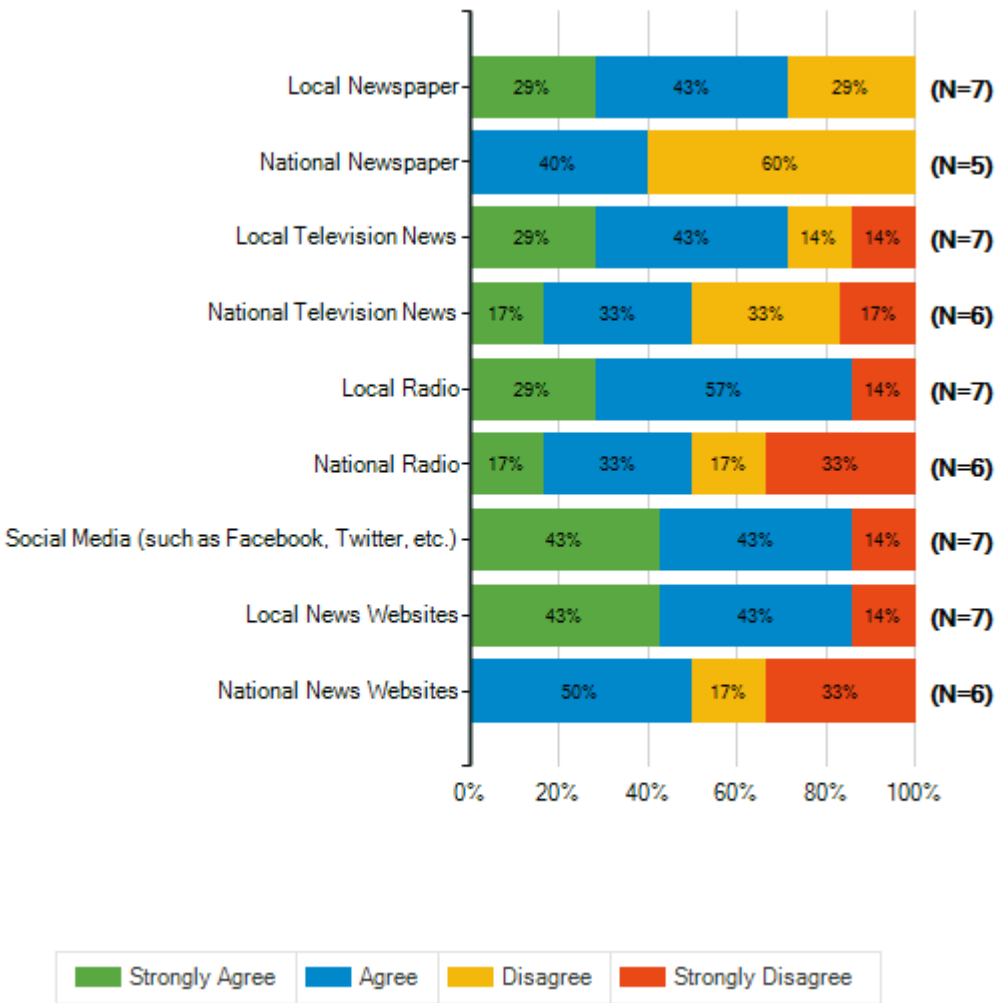




**Q13. Please indicate the extent to which you agree or disagree that you use the following tools to get general information on a daily basis.**

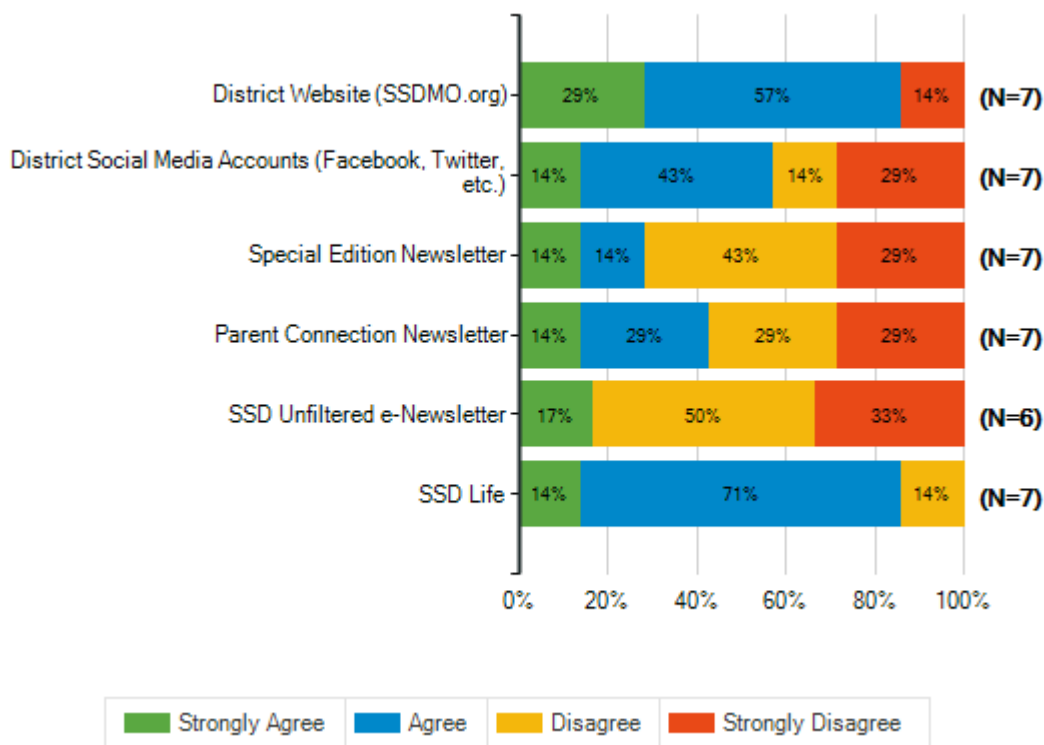
		<b>Strongly Agree</b>	<b>Agree</b>	<b>Disagree</b>	<b>Strongly Disagree</b>	<b>Total Responses</b>
(a)	Local Newspaper	2 29%	3 43%	2 29%	0 0%	7
(b)	National Newspaper	0 0%	2 40%	3 60%	0 0%	5
(c)	Local Television News	2 29%	3 43%	1 14%	1 14%	7
(d)	National Television News	1 17%	2 33%	2 33%	1 17%	6
(e)	Local Radio	2 29%	4 57%	0 0%	1 14%	7
(f)	National Radio	1 17%	2 33%	1 17%	2 33%	6
(g)	Social Media (such as Facebook, Twitter, etc.)	3 43%	3 43%	0 0%	1 14%	7
(h)	Local News Websites	3 43%	3 43%	0 0%	1 14%	7
(i)	National News Websites	0 0%	3 50%	1 17%	2 33%	6

Special School District of St. Louis County  
 2018-2019 Climate Survey SSD Paraprofessionals – Partner Districts



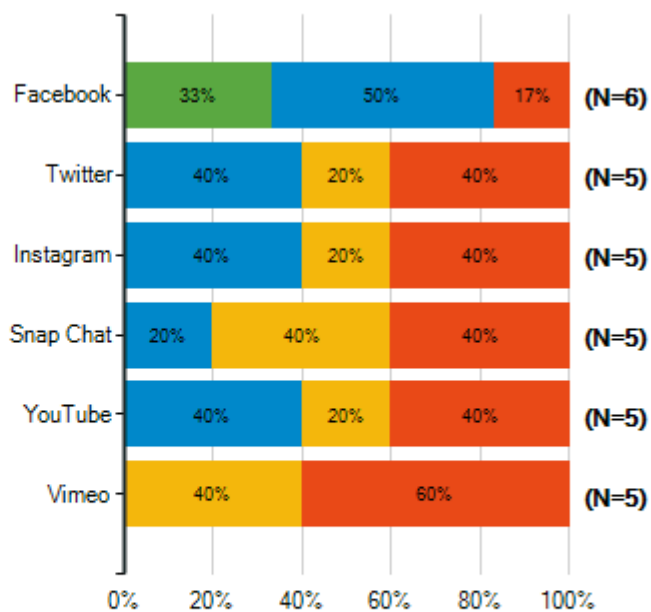
**Q14. Please indicate the extent to which you agree or disagree that you use the following tools to get information about Special School District.**

	Strongly Agree	Agree	Disagree	Strongly Disagree	Total Responses
(a) District Website (SSDMO.org)	2 29%	4 57%	0 0%	1 14%	7
(b) District Social Media Accounts (Facebook, Twitter, etc.)	1 14%	3 43%	1 14%	2 29%	7
(c) Special Edition Newsletter	1 14%	1 14%	3 43%	2 29%	7
(d) Parent Connection Newsletter	1 14%	2 29%	2 29%	2 29%	7
(e) SSD Unfiltered e-Newsletter	1 17%	0 0%	3 50%	2 33%	6
(f) SSD Life	1 14%	5 71%	1 14%	0 0%	7



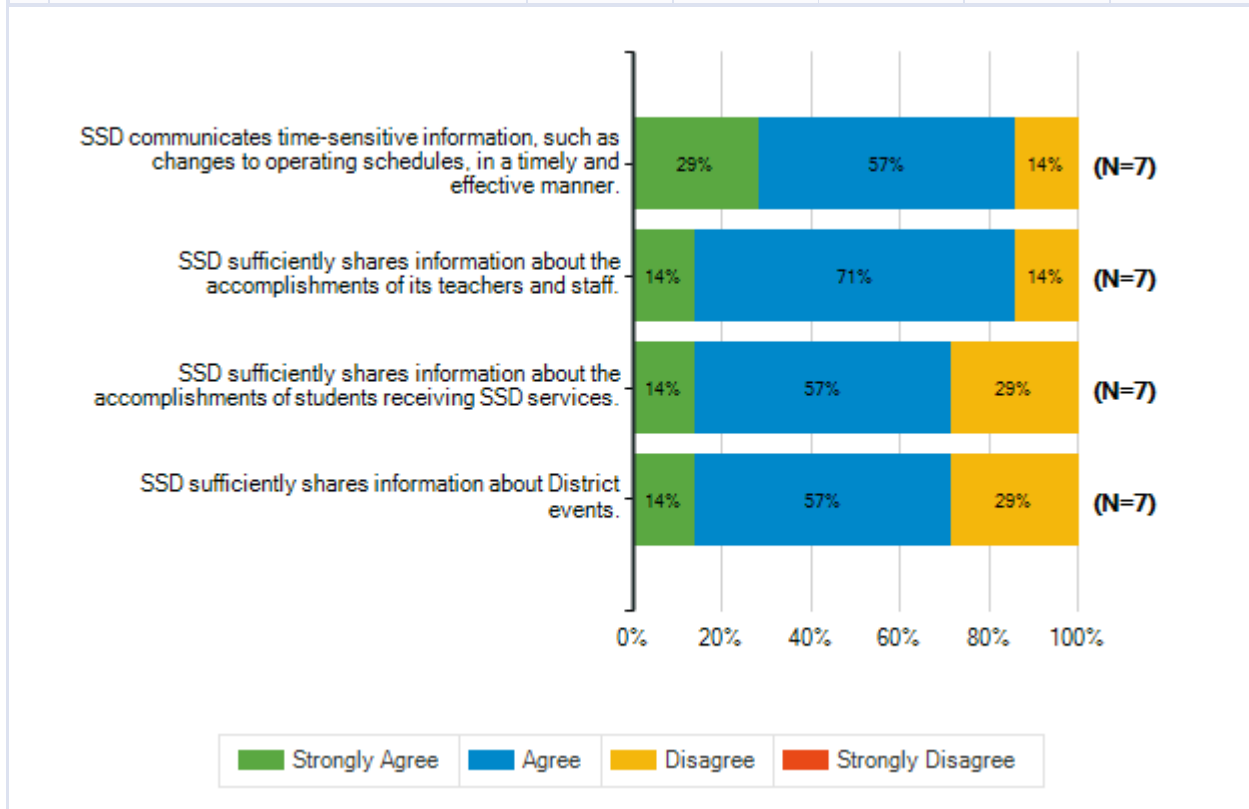
**Q15. Please indicate the extent to which you agree or disagree that you would use the following social media channels to get information about Special School District.**

	Strongly Agree	Agree	Disagree	Strongly Disagree	Total Responses
(a) Facebook	2 33%	3 50%	0 0%	1 17%	6
(b) Twitter	0 0%	2 40%	1 20%	2 40%	5
(c) Instagram	0 0%	2 40%	1 20%	2 40%	5
(d) Snap Chat	0 0%	1 20%	2 40%	2 40%	5
(e) YouTube	0 0%	2 40%	1 20%	2 40%	5
(f) Vimeo	0 0%	0 0%	2 40%	3 60%	5



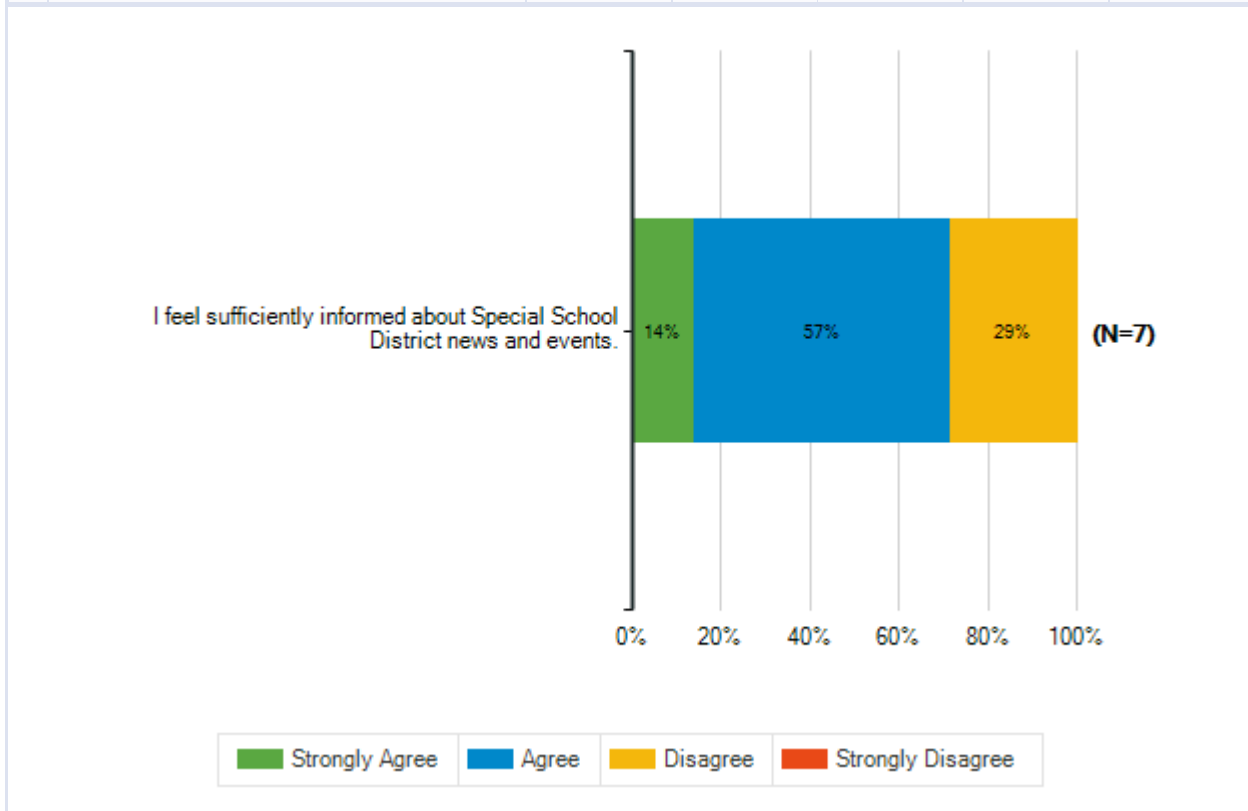
**Q16. Please indicate the extent to which you agree or disagree with each of the following statements.**

		<b>Strongly Agree</b>	<b>Agree</b>	<b>Disagree</b>	<b>Strongly Disagree</b>	<b>Total Responses</b>
(a)	SSD communicates time-sensitive information, such as changes to operating schedules, in a timely and effective manner.	2 29%	4 57%	1 14%	0 0%	7
(b)	SSD sufficiently shares information about the accomplishments of its teachers and staff.	1 14%	5 71%	1 14%	0 0%	7
(c)	SSD sufficiently shares information about the accomplishments of students receiving SSD services.	1 14%	4 57%	2 29%	0 0%	7
(d)	SSD sufficiently shares information about District events.	1 14%	4 57%	2 29%	0 0%	7



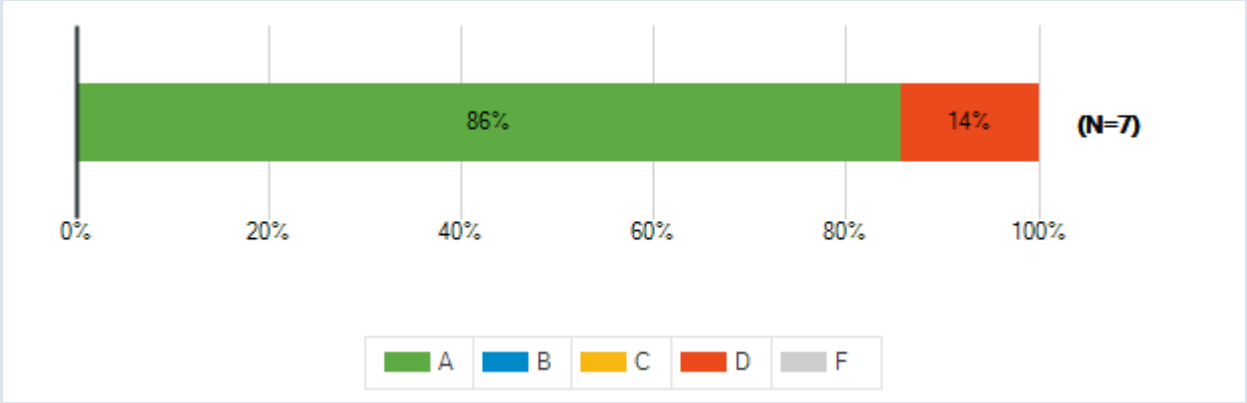
**Q17. Please indicate the extent to which you agree or disagree with the following statement.**

		<b>Strongly Agree</b>	<b>Agree</b>	<b>Disagree</b>	<b>Strongly Disagree</b>	<b>Total Responses</b>
(a)	I feel sufficiently informed about Special School District news and events.	1 14%	4 57%	2 29%	0 0%	7



**Q19. What grade would you give SSD for how well it is meeting the needs of its students?**

Responses	Count	%
A	6	86%
B	0	0%
C	0	0%
D	1	14%
F	0	0%
<b>Total Responses</b>	<b>7</b>	



**Q21. What grade would you give the overall quality of your school?**

Responses	Count	%
A	5	71%
B	2	29%
C	0	0%
D	0	0%
F	0	0%
<b>Total Responses</b>	<b>7</b>	

