

# 2018-2019 Climate Survey SSD Paraprofessionals Partner Districts Survey Results

## Overall Report

Special School District of St. Louis County  
February 19 - March 15, 2019



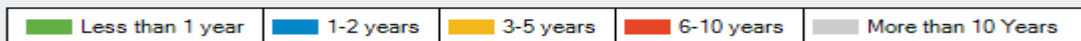
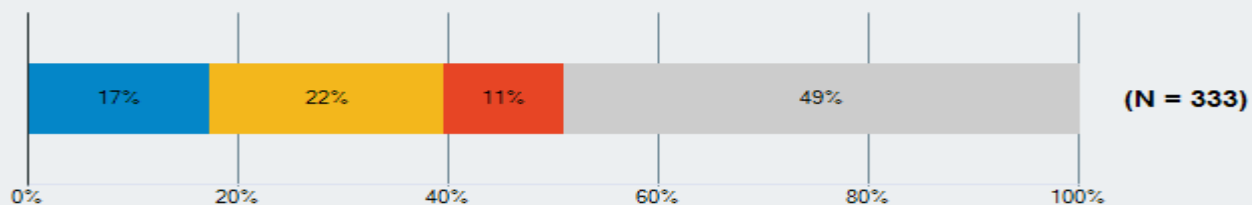
2018-2019 Paras at Partner Districts - School Climate Survey

<b>Survey Title: 2018-2019 Paras at Partner Districts - School Climate Survey</b>
<b>Report Type: Advanced Frequency</b>
<b>Start Date:</b> 20-Feb-19
<b>End Date:</b> 15-Mar-19
<b>Data Sources</b>
<b>Data Source 1:</b> Single-Use Link Invitations Delivered: 1,386   Responses Received: 333   Response Rate: 24.03%
<b>Total Number of Responses in This Report:</b> 333

<b>Data Sources Selected</b>
Single-Use Link

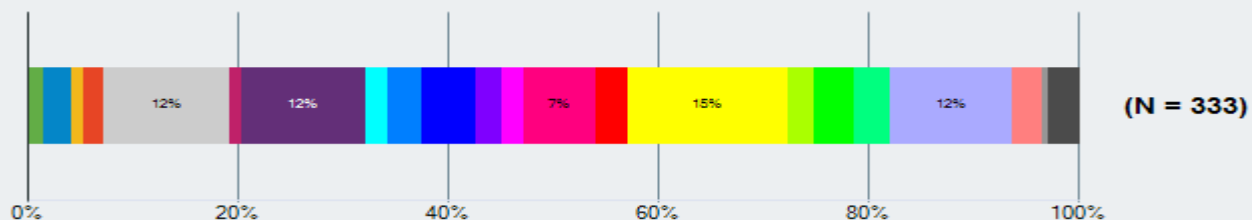
2018-2019 Paras at Partner Districts - School Climate Survey

Q 1 Years of Service		
Responses	Count	%
Less than 1 year	1	0%
1-2 years	57	17%
3-5 years	74	22%
6-10 years	38	11%
More than 10 Years	163	49%
<b>Total Responses</b>	<b>333</b>	



2018-2019 Paras at Partner Districts - School Climate Survey

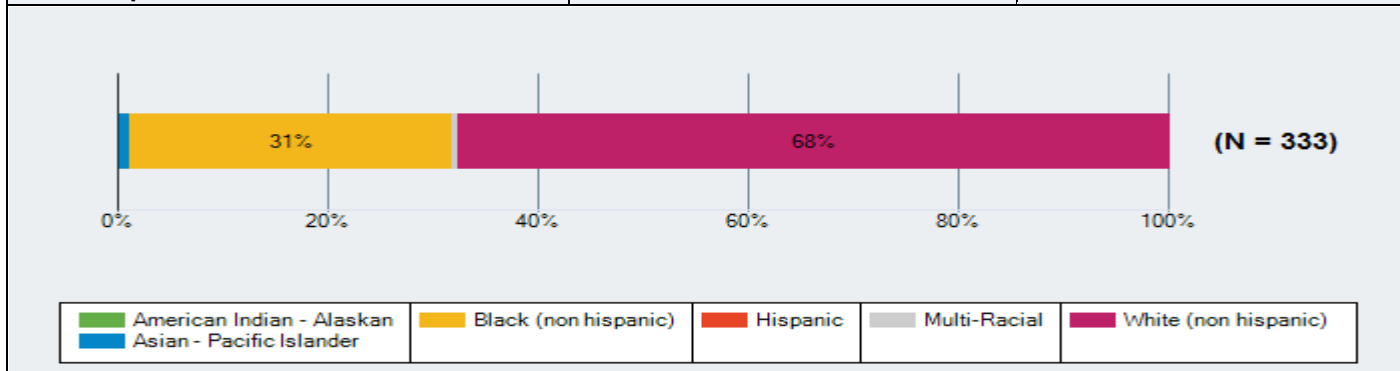
Q 2 Partner District		
Responses	Count	%
Aftton School District	5	2%
Bayless School District	9	3%
Brentwood School District	4	1%
Clayton School District	6	2%
Ferguson-Florissant School District	40	12%
Hancock Place School District	4	1%
Hazelwood School District	39	12%
Jennings School District	7	2%
Kirkwood School District	11	3%
Ladue School District	17	5%
Lindbergh School District	8	2%
Maplewood-Richmond Hts School District	7	2%
Mehlville School District	23	7%
Normandy Schools Collaborative	10	3%
Parkway School District	51	15%
Pattonville School District	8	2%
Ritenour School District	13	4%
Riverview Gardens School District	11	3%
Rockwood School District	39	12%
University City School District	9	3%
Valley Park School District	2	1%
Webster Groves School District	10	3%
<b>Total Responses</b>	<b>333</b>	



Aftton School Dis...	Hazelwood School ...	Mehlville School ...	Riverview Gardens...
Bayless School Di...	Jennings School D...	Normandy Schools ...	Rockwood School D...
Brentwood School ...	Kirkwood School D...	Parkway School Di...	University City S...
Clayton School Di...	Ladue School Dist...	Pattonville Schoo...	Valley Park Schoo...
Ferguson-Florissa...	Lindbergh School ...	Ritenour School D...	Webster Groves Sc...
Hancock Place Sch...	Maplewood-Richmon...		

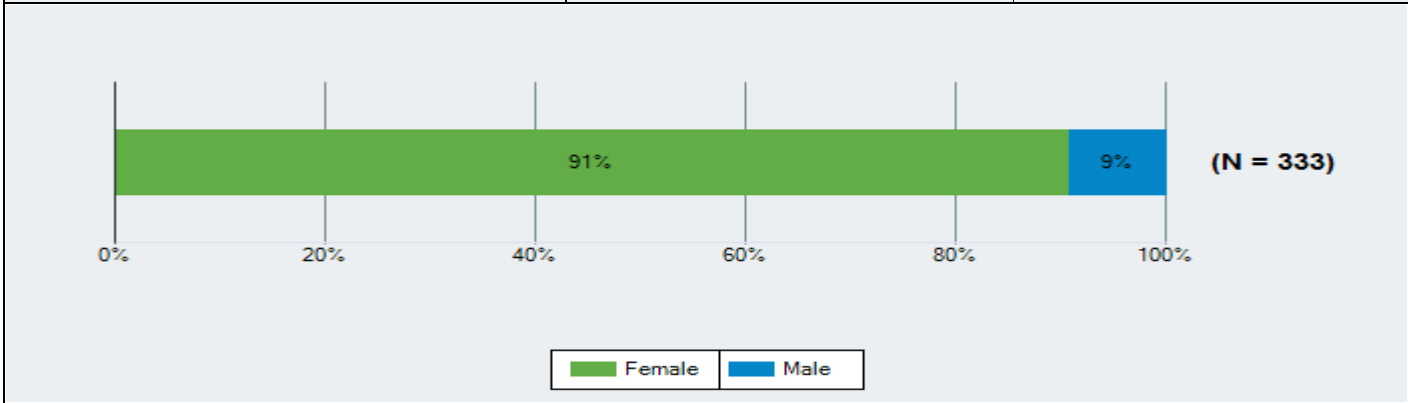
2018-2019 Paras at Partner Districts - School Climate Survey

Q 3 Race/Ethnicity		
Responses	Count	%
American Indian - Alaskan	1	0%
Asian - Pacific Islander	3	1%
Black (non hispanic)	102	31%
Hispanic	0	0%
Multi-Racial	2	1%
White (non hispanic)	225	68%
<b>Total Responses</b>	<b>333</b>	



2018-2019 Paras at Partner Districts - School Climate Survey

Q 4 Gender		
Responses	Count	%
Female	302	91%
Male	31	9%
<b>Total Responses</b>	<b>333</b>	

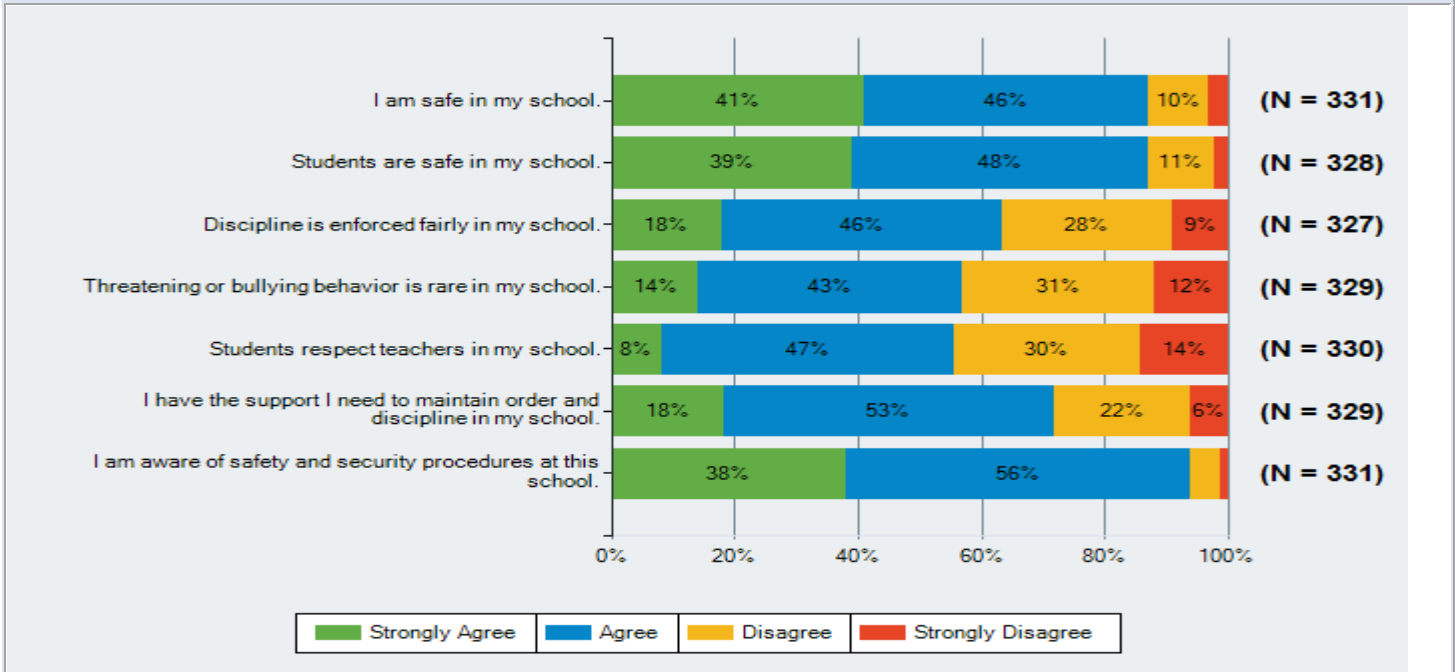


2018-2019 Paras at Partner Districts - School Climate Survey

**Safety and Behavior** Below are statements about safety and behavior. As you respond, please think about your experiences this school year.

**Q5. How strongly do you agree or disagree with the following statements?**

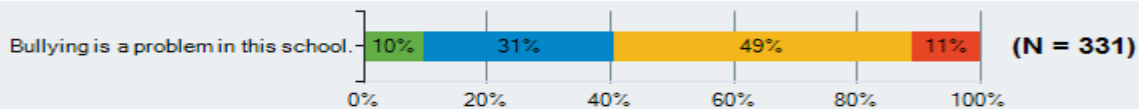
		Strongly Agree	Agree	Disagree	Strongly Disagree	Total Responses
(a)	I am safe in my school.	136 41%	152 46%	34 10%	9 3%	331
(b)	Students are safe in my school.	129 39%	156 48%	35 11%	8 2%	328
(c)	Discipline is enforced fairly in my school.	58 18%	149 46%	91 28%	29 9%	327
(d)	Threatening or bullying behavior is rare in my school.	45 14%	143 43%	102 31%	39 12%	329
(e)	Students respect teachers in my school.	28 8%	156 47%	99 30%	47 14%	330
(f)	I have the support I need to maintain order and discipline in my school.	60 18%	176 53%	73 22%	20 6%	329
(g)	I am aware of safety and security procedures at this school.	127 38%	187 56%	15 5%	2 1%	331



**Safety and Behavior**

**Q6. How strongly do you agree or disagree with the statement below?**

		Strongly Agree	Agree	Disagree	Strongly Disagree	Total Responses
(a)	Bullying is a problem in this school.	34 10%	101 31%	161 49%	35 11%	331



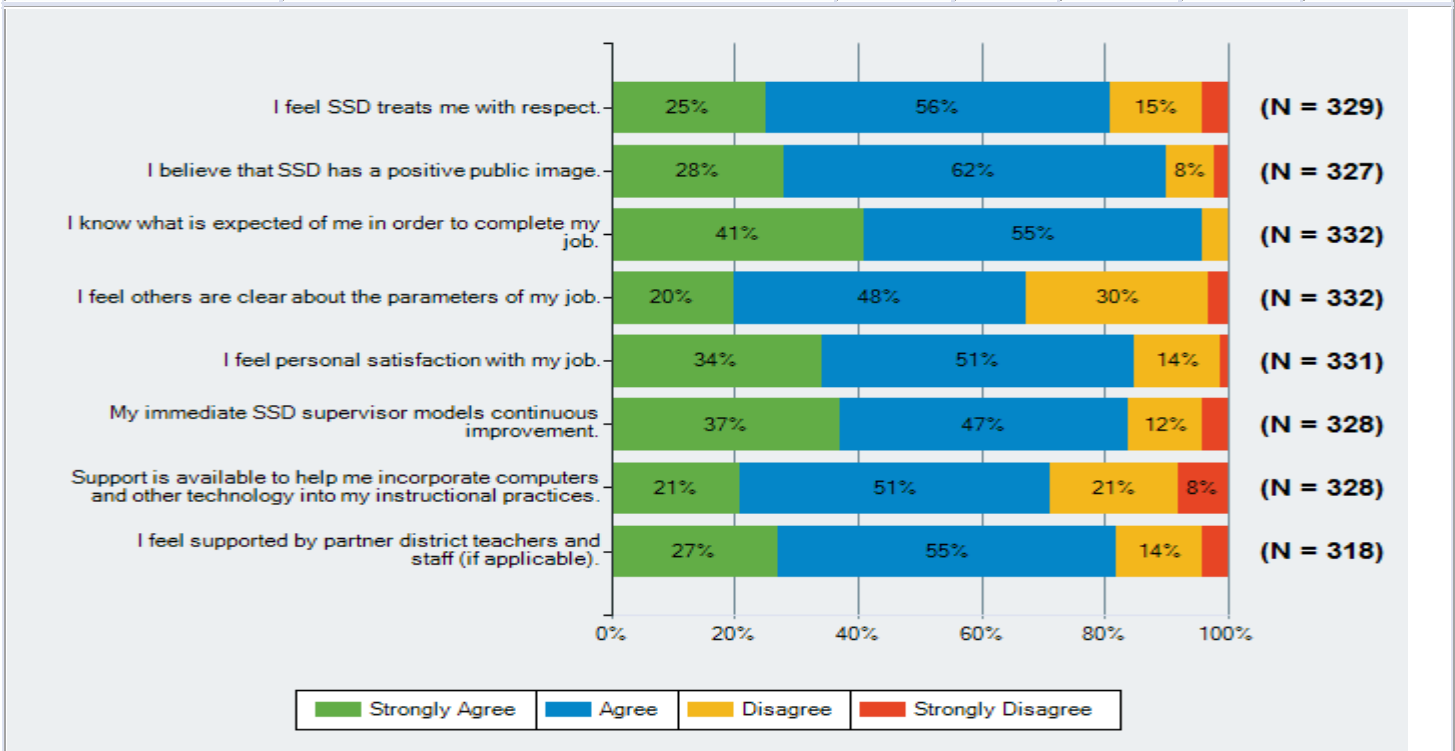


2018-2019 Paras at Partner Districts - School Climate Survey

**Job Satisfaction**

**Q7. How strongly do you agree or disagree with the following statements?**

		<b>Strongly Agree</b>	<b>Agree</b>	<b>Disagree</b>	<b>Strongly Disagree</b>	<b>Total Responses</b>
(a)	I feel SSD treats me with respect.	82 25%	183 56%	50 15%	14 4%	329
(b)	I believe that SSD has a positive public image.	93 28%	202 62%	25 8%	7 2%	327
(c)	I know what is expected of me in order to complete my job.	137 41%	181 55%	13 4%	1 0%	332
(d)	I feel others are clear about the parameters of my job.	65 20%	159 48%	99 30%	9 3%	332
(e)	I feel personal satisfaction with my job.	113 34%	170 51%	46 14%	2 1%	331
(f)	My immediate SSD supervisor models continuous improvement.	120 37%	154 47%	40 12%	14 4%	328
(g)	Support is available to help me incorporate computers and other technology into my instructional practices.	68 21%	167 51%	68 21%	25 8%	328
(h)	I feel supported by partner district teachers and staff (if applicable).	85 27%	176 55%	44 14%	13 4%	318

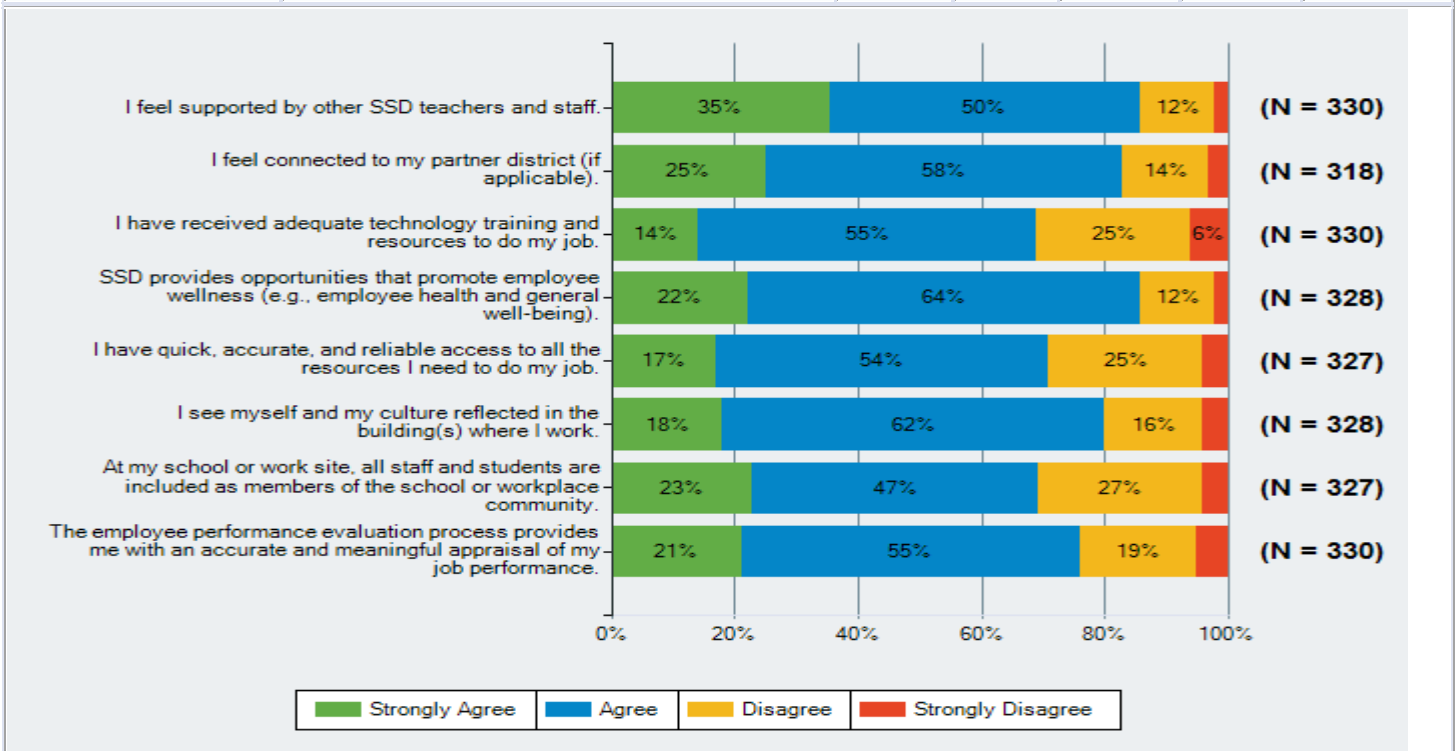


2018-2019 Paras at Partner Districts - School Climate Survey

**Job Satisfaction (Continued)**

**Q8. How strongly do you agree or disagree with the following statements?**

		<b>Strongly Agree</b>	<b>Agree</b>	<b>Disagree</b>	<b>Strongly Disagree</b>	<b>Total Responses</b>
(a)	I feel supported by other SSD teachers and staff.	117 35%	166 50%	39 12%	8 2%	330
(b)	I feel connected to my partner district (if applicable).	78 25%	186 58%	45 14%	9 3%	318
(c)	I have received adequate technology training and resources to do my job.	47 14%	180 55%	83 25%	20 6%	330
(d)	SSD provides opportunities that promote employee wellness (e.g., employee health and general well-being).	72 22%	210 64%	38 12%	8 2%	328
(e)	I have quick, accurate, and reliable access to all the resources I need to do my job.	55 17%	176 54%	82 25%	14 4%	327
(f)	I see myself and my culture reflected in the building(s) where I work.	59 18%	203 62%	53 16%	13 4%	328
(g)	At my school or work site, all staff and students are included as members of the school or workplace community.	74 23%	154 47%	87 27%	12 4%	327
(h)	The employee performance evaluation process provides me with an accurate and meaningful appraisal of my job performance.	69 21%	181 55%	63 19%	17 5%	330

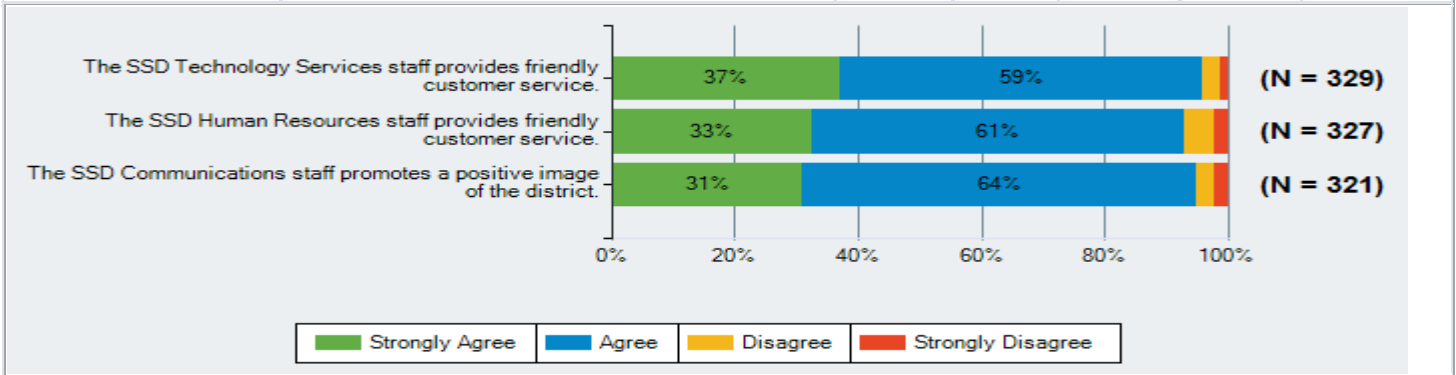


2018-2019 Paras at Partner Districts - School Climate Survey

**Satisfaction With SSD Support Departments**

**Q9. How strongly do you agree or disagree with the following statements?**

		<b>Strongly Agree</b>	<b>Agree</b>	<b>Disagree</b>	<b>Strongly Disagree</b>	<b>Total Responses</b>
(a)	The SSD Technology Services staff provides friendly customer service.	123 37%	195 59%	9 3%	2 1%	329
(b)	The SSD Human Resources staff provides friendly customer service.	107 33%	198 61%	15 5%	7 2%	327
(c)	The SSD Communications staff promotes a positive image of the district.	98 31%	207 64%	11 3%	5 2%	321

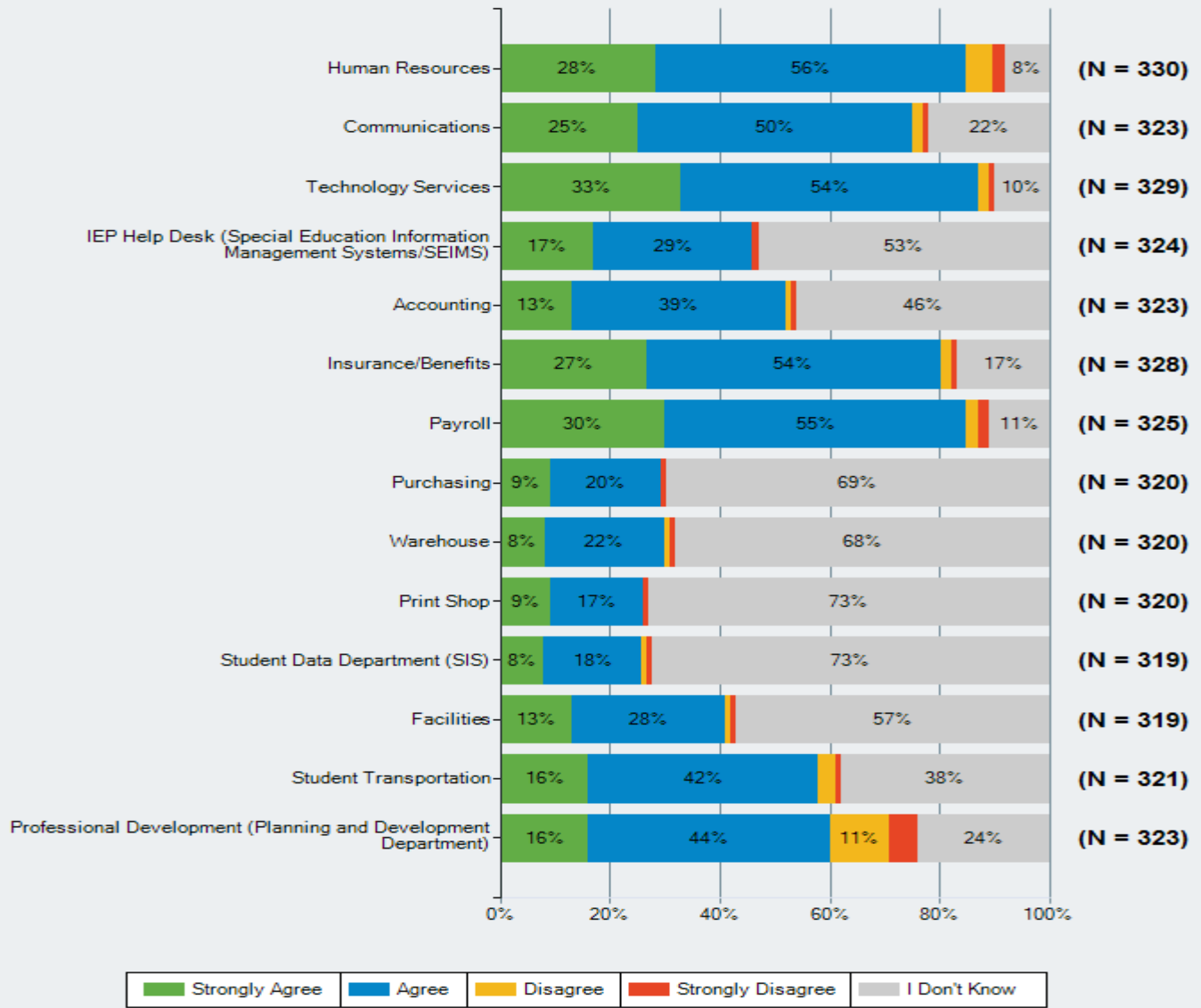


2018-2019 Paras at Partner Districts - School Climate Survey

**I am satisfied with the service provided by the following SSD departments:**

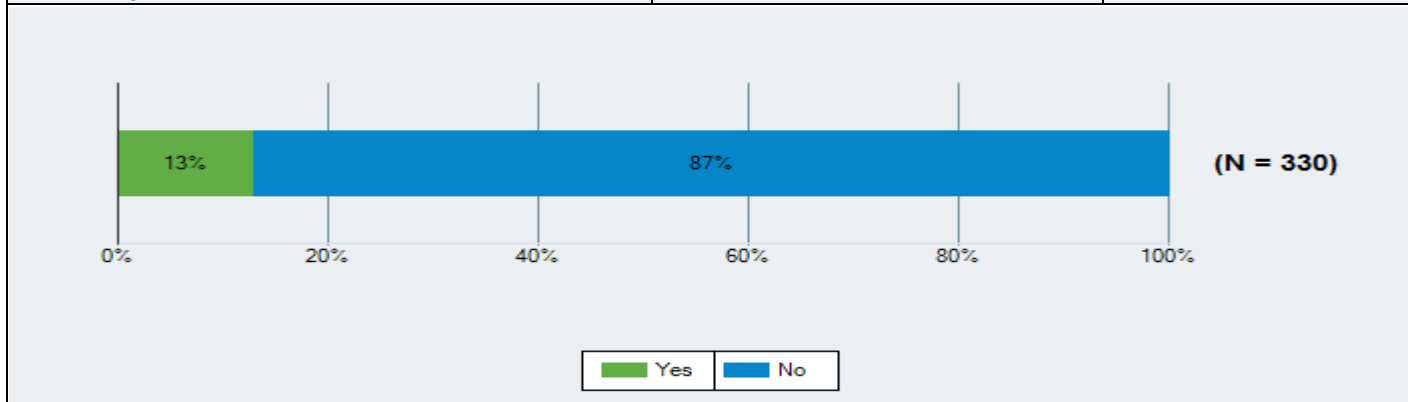
Q10.							
		Strongly Agree	Agree	Disagree	Strongly Disagree	I Don't Know	Total Responses
(a)	Human Resources	93 28%	185 56%	17 5%	8 2%	27 8%	330
(b)	Communications	80 25%	161 50%	8 2%	3 1%	71 22%	323
(c)	Technology Services	108 33%	177 54%	7 2%	4 1%	33 10%	329
(d)	IEP Help Desk (Special Education Information Management Systems/SEIMS)	54 17%	95 29%	1 0%	3 1%	171 53%	324
(e)	Accounting	43 13%	127 39%	4 1%	2 1%	147 46%	323
(f)	Insurance/Benefits	88 27%	177 54%	6 2%	2 1%	55 17%	328
(g)	Payroll	99 30%	178 55%	8 2%	5 2%	35 11%	325
(h)	Purchasing	29 9%	65 20%	1 0%	3 1%	222 69%	320
(i)	Warehouse	27 8%	70 22%	2 1%	2 1%	219 68%	320
(j)	Print Shop	28 9%	55 17%	0 0%	2 1%	235 73%	320
(k)	Student Data Department (SIS)	24 8%	57 18%	4 1%	2 1%	232 73%	319
(l)	Facilities	43 13%	88 28%	3 1%	3 1%	182 57%	319
(m)	Student Transportation	51 16%	134 42%	11 3%	2 1%	123 38%	321
(n)	Professional Development (Planning and Development Department)	52 16%	141 44%	37 11%	15 5%	78 24%	323

## 2018-2019 Paras at Partner Districts - School Climate Survey



**Q 11 Have you had an issue or concern to discuss with an SSD director, assistant superintendent, or cabinet member this school year?**

Responses	Count	%
Yes	43	13%
No	287	87%
<b>Total Responses</b>	<b>330</b>	

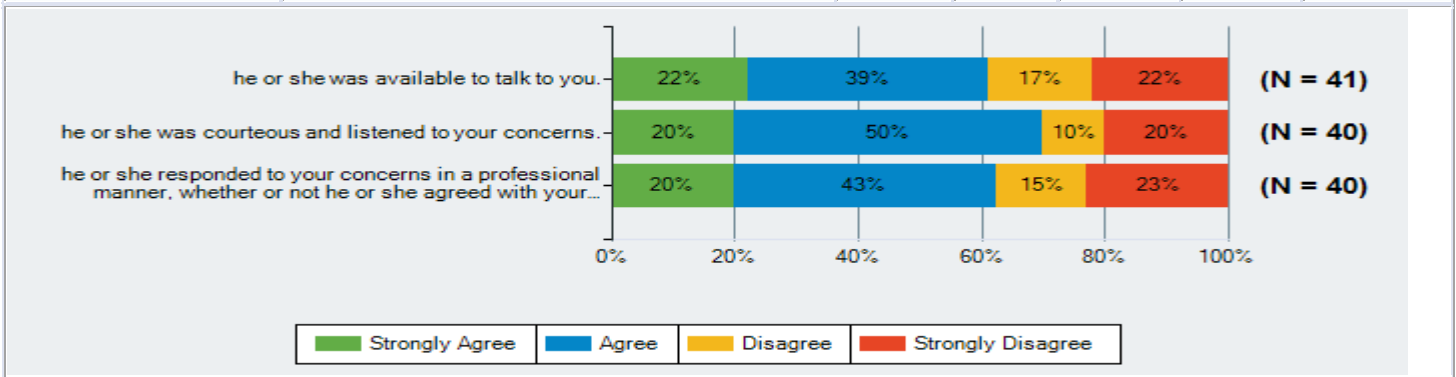


2018-2019 Paras at Partner Districts - School Climate Survey

**How strongly do you agree or disagree with the following statements? When you have had an issue or a concern to discuss with an SSD director, assistant superintendent, or cabinet member ...**

**Q12.**

		<b>Strongly Agree</b>	<b>Agree</b>	<b>Disagree</b>	<b>Strongly Disagree</b>	<b>Total Responses</b>
(a)	he or she was available to talk to you.	9 22%	16 39%	7 17%	9 22%	41
(b)	he or she was courteous and listened to your concerns.	8 20%	20 50%	4 10%	8 20%	40
(c)	he or she responded to your concerns in a professional manner, whether or not he or she agreed with your views.	8 20%	17 43%	6 15%	9 23%	40



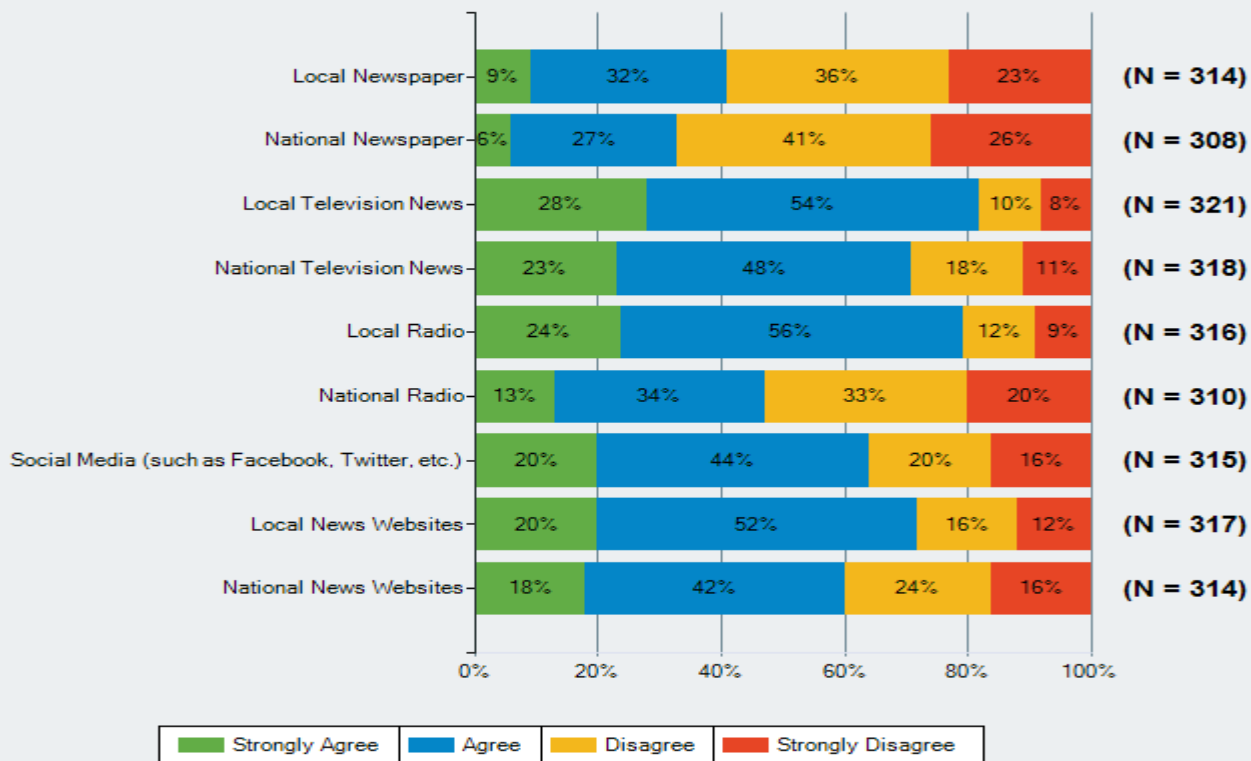
2018-2019 Paras at Partner Districts - School Climate Survey

Please indicate the extent to which you agree or disagree that you use the following tools to get general information on a daily basis.

Q13.						
		Strongly Agree	Agree	Disagree	Strongly Disagree	Total Responses
(a)	Local Newspaper	28 9%	102 32%	113 36%	71 23%	314
(b)	National Newspaper	19 6%	83 27%	126 41%	80 26%	308
(c)	Local Television News	90 28%	172 54%	33 10%	26 8%	321
(d)	National Television News	74 23%	152 48%	56 18%	36 11%	318
(e)	Local Radio	75 24%	176 56%	37 12%	28 9%	316
(f)	National Radio	41 13%	106 34%	102 33%	61 20%	310
(g)	Social Media (such as Facebook, Twitter, etc.)	64 20%	138 44%	62 20%	51 16%	315
(h)	Local News Websites	64 20%	164 52%	52 16%	37 12%	317
(i)	National News Websites	58 18%	131 42%	74 24%	51 16%	314



## 2018-2019 Paras at Partner Districts - School Climate Survey

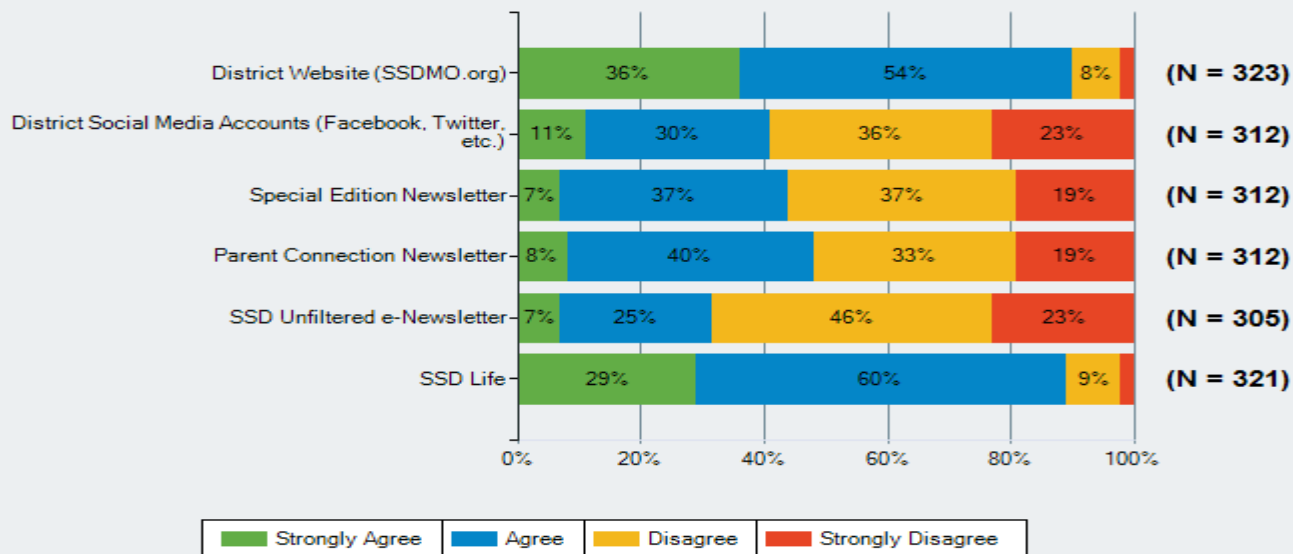


2018-2019 Paras at Partner Districts - School Climate Survey

Please indicate the extent to which you agree or disagree that you use the following tools to get information about Special School District.

**Q14.**

		Strongly Agree	Agree	Disagree	Strongly Disagree	Total Responses
(a)	District Website (SSDMO.org)	115 36%	175 54%	27 8%	6 2%	323
(b)	District Social Media Accounts (Facebook, Twitter, etc.)	34 11%	94 30%	112 36%	72 23%	312
(c)	Special Edition Newsletter	23 7%	116 37%	114 37%	59 19%	312
(d)	Parent Connection Newsletter	24 8%	126 40%	104 33%	58 19%	312
(e)	SSD Unfiltered e-Newsletter	21 7%	75 25%	140 46%	69 23%	305
(f)	SSD Life	92 29%	194 60%	30 9%	5 2%	321

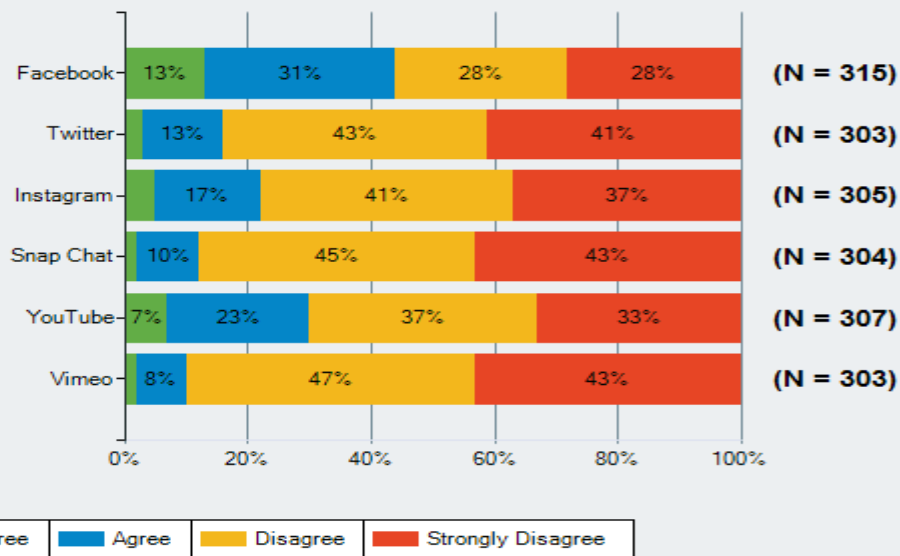


2018-2019 Paras at Partner Districts - School Climate Survey

Please indicate the extent to which you agree or disagree that you would use the following social media channels to get information about Special School District.

**Q15.**

		Strongly Agree	Agree	Disagree	Strongly Disagree	Total Responses
(a)	Facebook	42 13%	98 31%	88 28%	87 28%	315
(b)	Twitter	8 3%	39 13%	131 43%	125 41%	303
(c)	Instagram	16 5%	52 17%	125 41%	112 37%	305
(d)	Snap Chat	7 2%	29 10%	137 45%	131 43%	304
(e)	YouTube	22 7%	71 23%	113 37%	101 33%	307
(f)	Vimeo	7 2%	24 8%	141 47%	131 43%	303

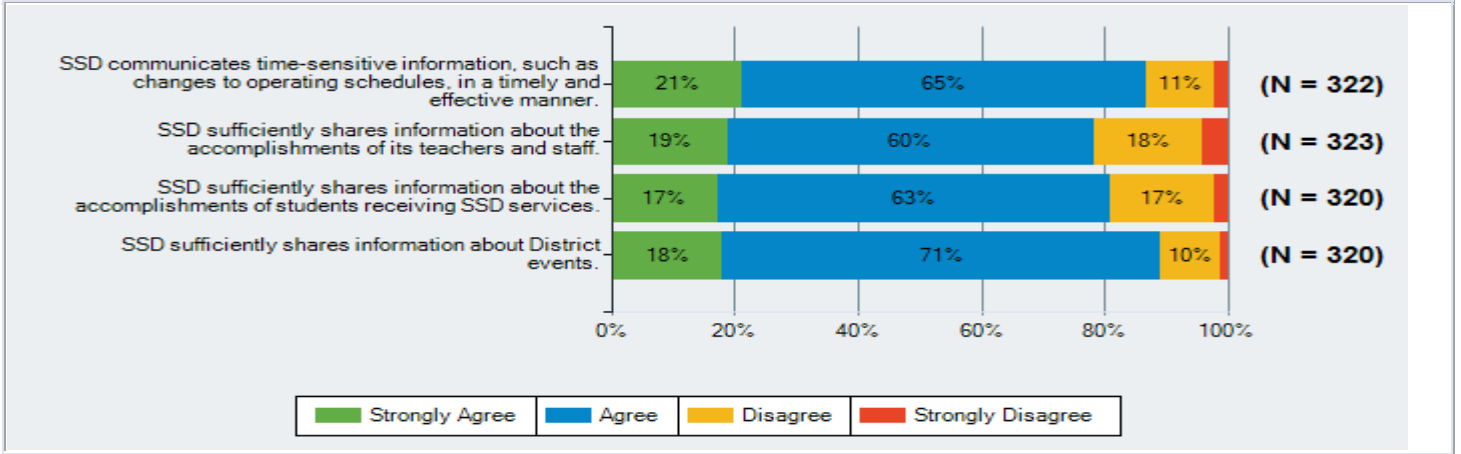


2018-2019 Paras at Partner Districts - School Climate Survey

Please indicate the extent to which you agree or disagree with each of the following statements.

**Q16.**

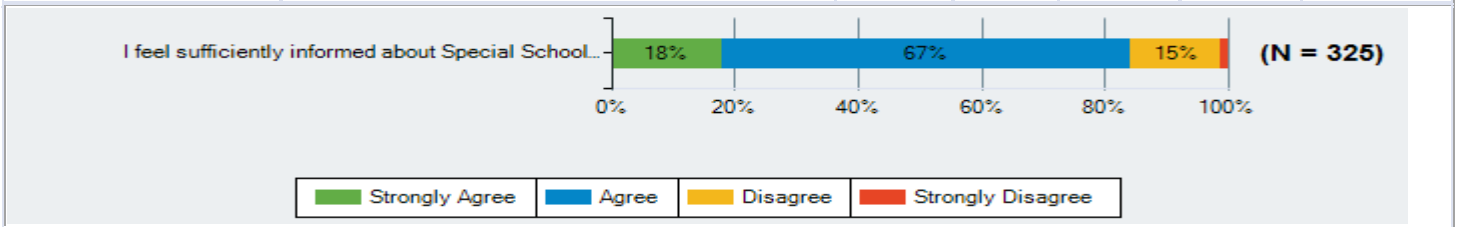
		Strongly Agree	Agree	Disagree	Strongly Disagree	Total Responses
(a)	SSD communicates time-sensitive information, such as changes to operating schedules, in a timely and effective manner.	69 21%	209 65%	36 11%	8 2%	322
(b)	SSD sufficiently shares information about the accomplishments of its teachers and staff.	60 19%	193 60%	58 18%	12 4%	323
(c)	SSD sufficiently shares information about the accomplishments of students receiving SSD services.	55 17%	203 63%	55 17%	7 2%	320
(d)	SSD sufficiently shares information about District events.	58 18%	226 71%	33 10%	3 1%	320



Please indicate the extent to which you agree or disagree with the following statement.

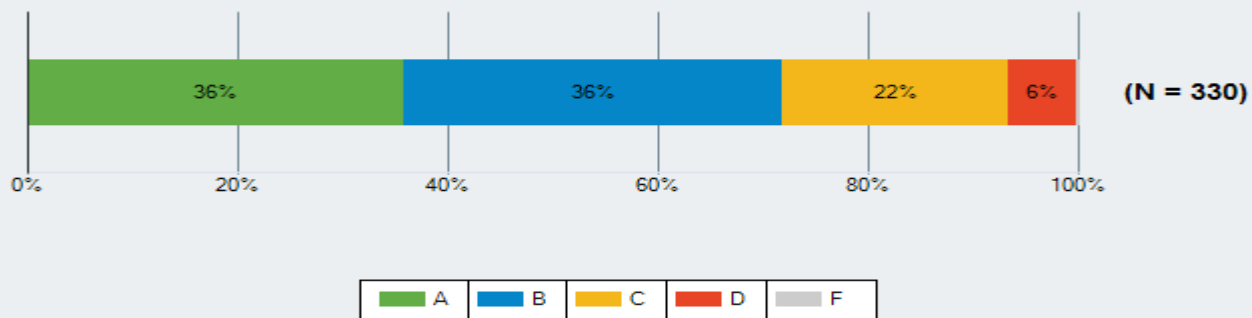
**Q17.**

		Strongly Agree	Agree	Disagree	Strongly Disagree	Total Responses
(a)	I feel sufficiently informed about Special School District news and events.	57 18%	218 67%	48 15%	2 1%	325



2018-2019 Paras at Partner Districts - School Climate Survey

Q 19 What grade would you give SSD for how well it is meeting the needs of its students?		
Responses	Count	%
A	118	36%
B	119	36%
C	71	22%
D	21	6%
F	1	0%
<b>Total Responses</b>	<b>330</b>	



2018-2019 Paras at Partner Districts - School Climate Survey

Q 21 What grade would you give the overall quality of your school?		
Responses	Count	%
A	122	37%
B	105	32%
C	72	22%
D	26	8%
F	5	2%
<b>Total Responses</b>	<b>330</b>	

