

# 2018-19 Climate Survey

## SSD Teachers – Partner Districts

### Survey Results

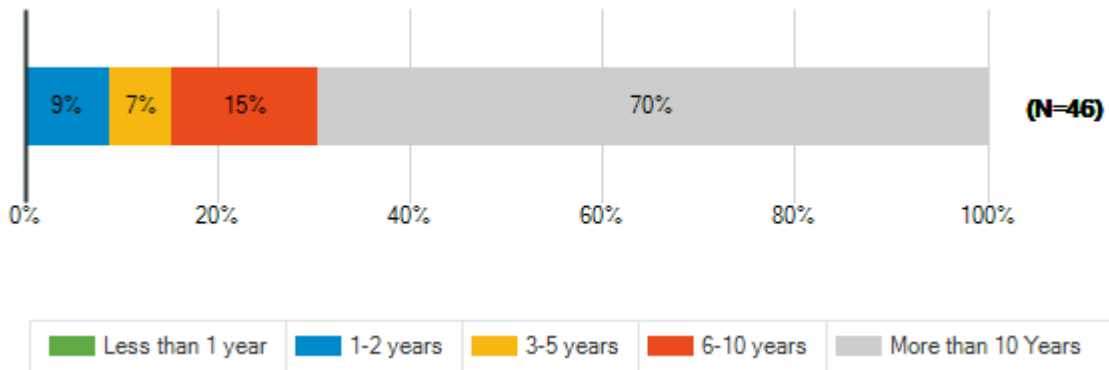
#### **Lindbergh School District**

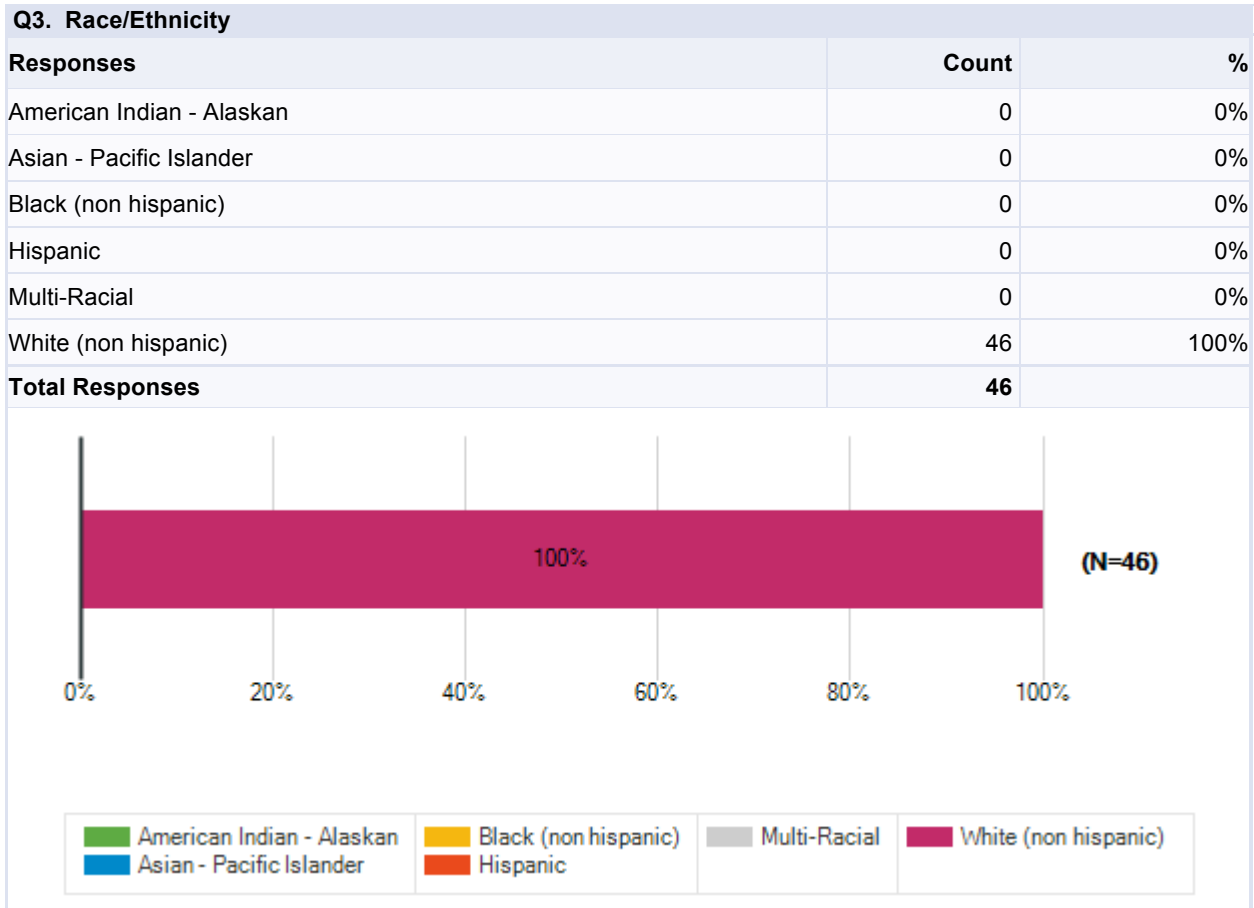
Special School District of St. Louis County  
February 19 - March 15, 2019

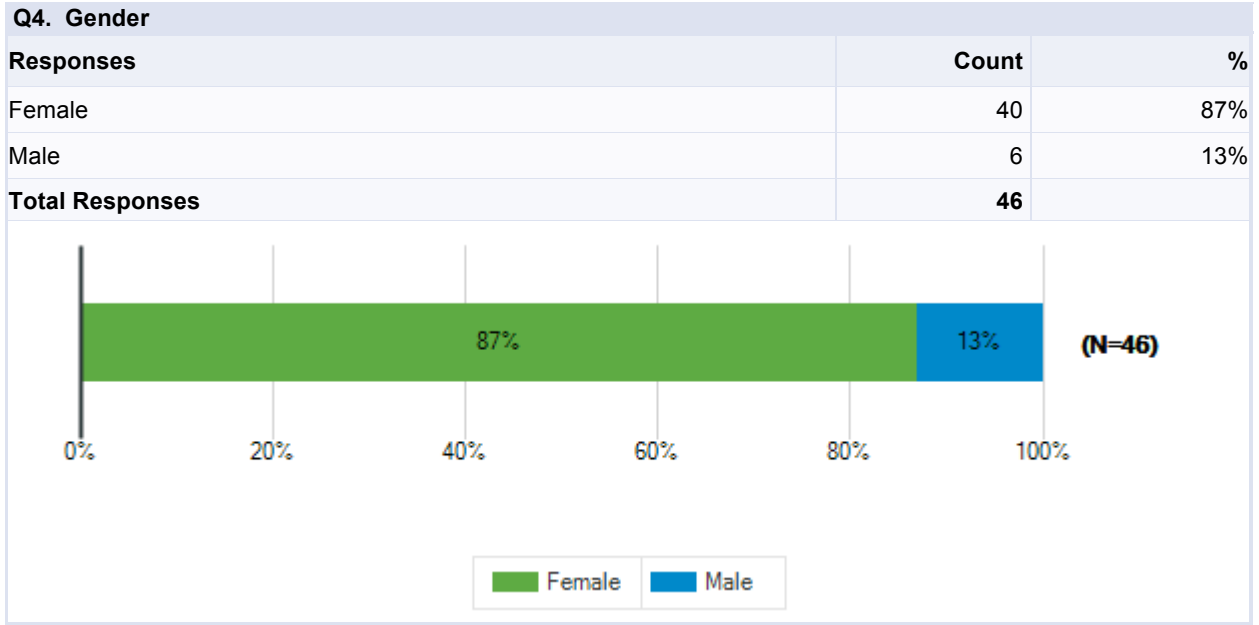


**Q1. Years of Service**

Responses	Count	%
Less than 1 year	0	0%
1-2 years	4	9%
3-5 years	3	7%
6-10 years	7	15%
More than 10 Years	32	70%
<b>Total Responses</b>	<b>46</b>	



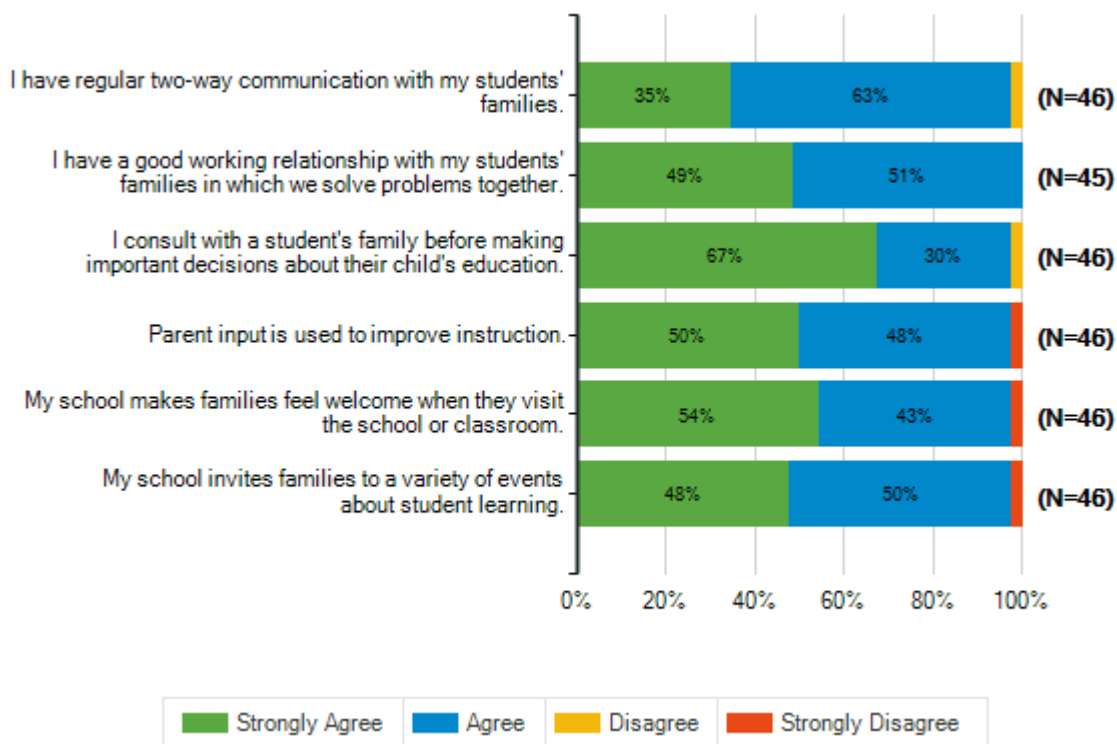




**Parent and Family Engagement**

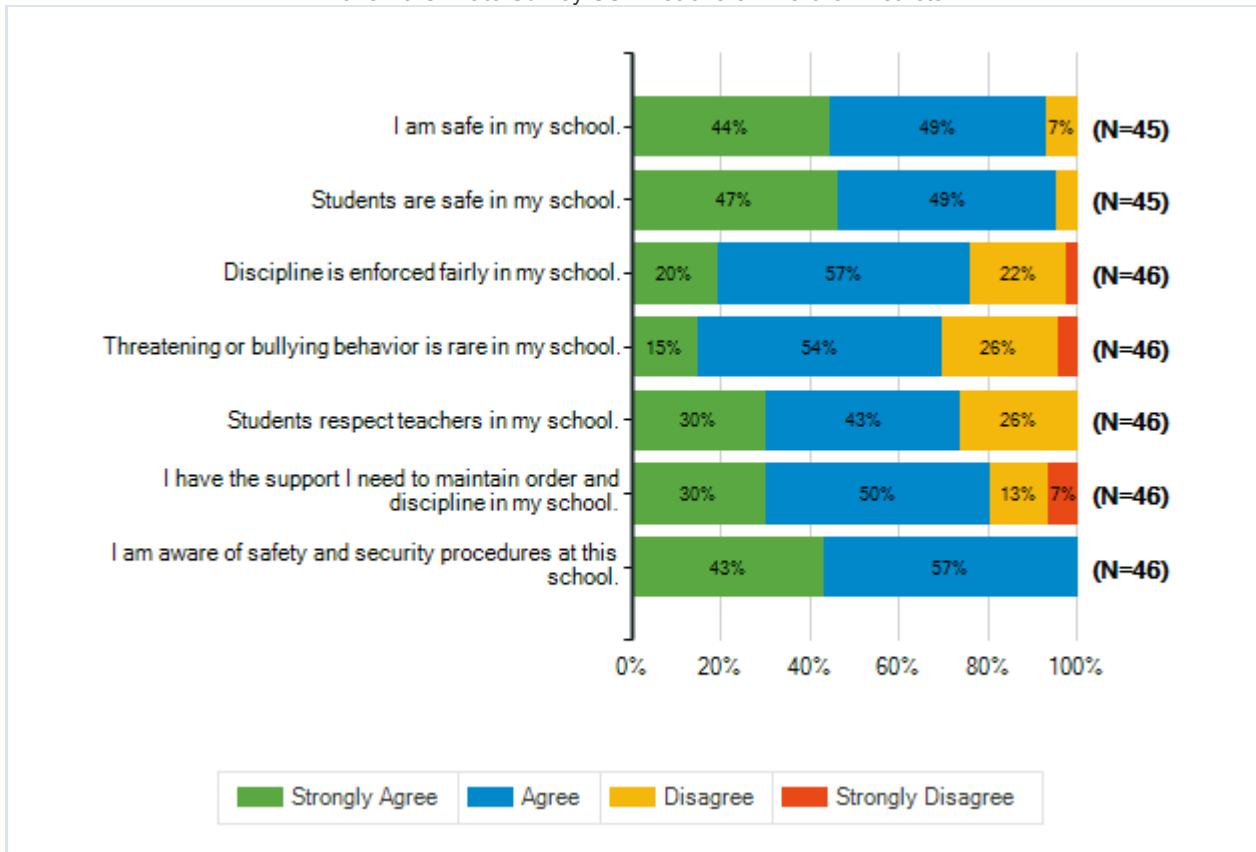
**Q5. How strongly do you agree or disagree with the following statements?**

		<b>Strongly Agree</b>	<b>Agree</b>	<b>Disagree</b>	<b>Strongly Disagree</b>	<b>Total Responses</b>
(a)	I have regular two-way communication with my students' families.	16 35%	29 63%	1 2%	0 0%	46
(b)	I have a good working relationship with my students' families in which we solve problems together.	22 49%	23 51%	0 0%	0 0%	45
(c)	I consult with a student's family before making important decisions about their child's education.	31 67%	14 30%	1 2%	0 0%	46
(d)	Parent input is used to improve instruction.	23 50%	22 48%	0 0%	1 2%	46
(e)	My school makes families feel welcome when they visit the school or classroom.	25 54%	20 43%	0 0%	1 2%	46
(f)	My school invites families to a variety of events about student learning.	22 48%	23 50%	0 0%	1 2%	46



<b>Safety and Behavior</b>						
<b>Q6. How strongly do you agree or disagree with the following statements?</b>						
		<b>Strongly Agree</b>	<b>Agree</b>	<b>Disagree</b>	<b>Strongly Disagree</b>	<b>Total Responses</b>
(a)	I am safe in my school.	20 44%	22 49%	3 7%	0 0%	45
(b)	Students are safe in my school.	21 47%	22 49%	2 4%	0 0%	45
(c)	Discipline is enforced fairly in my school.	9 20%	26 57%	10 22%	1 2%	46
(d)	Threatening or bullying behavior is rare in my school.	7 15%	25 54%	12 26%	2 4%	46
(e)	Students respect teachers in my school.	14 30%	20 43%	12 26%	0 0%	46
(f)	I have the support I need to maintain order and discipline in my school.	14 30%	23 50%	6 13%	3 7%	46
(g)	I am aware of safety and security procedures at this school.	20 43%	26 57%	0 0%	0 0%	46

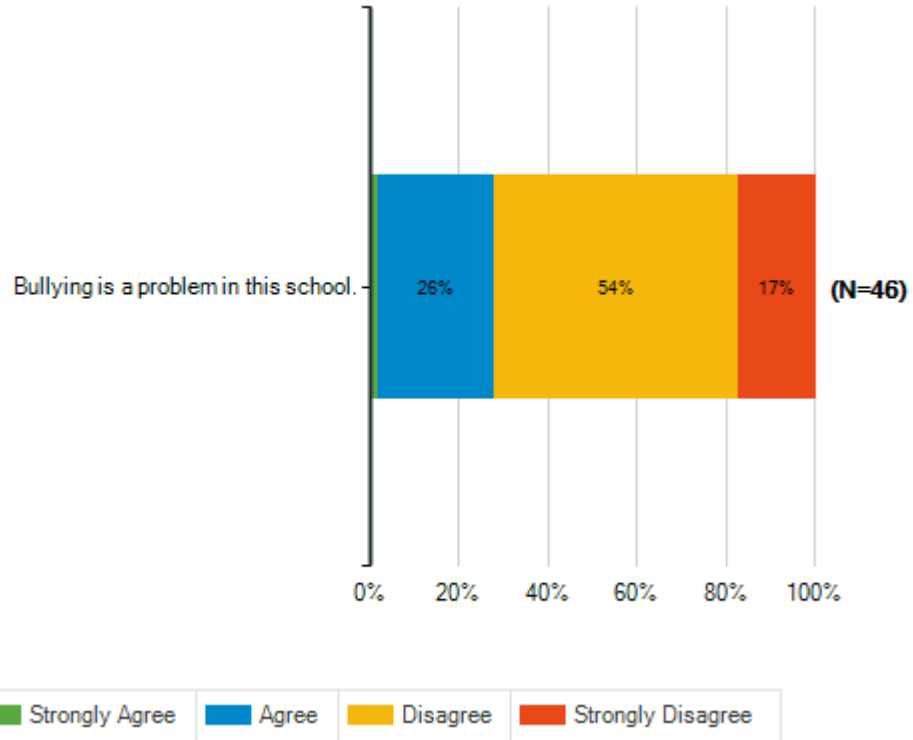
Special School District of St. Louis County  
 2018-19 Climate Survey SSD Teachers – Partner Districts



**Safety and Behavior**

**Q7. How strongly do you agree or disagree with the following statement?**

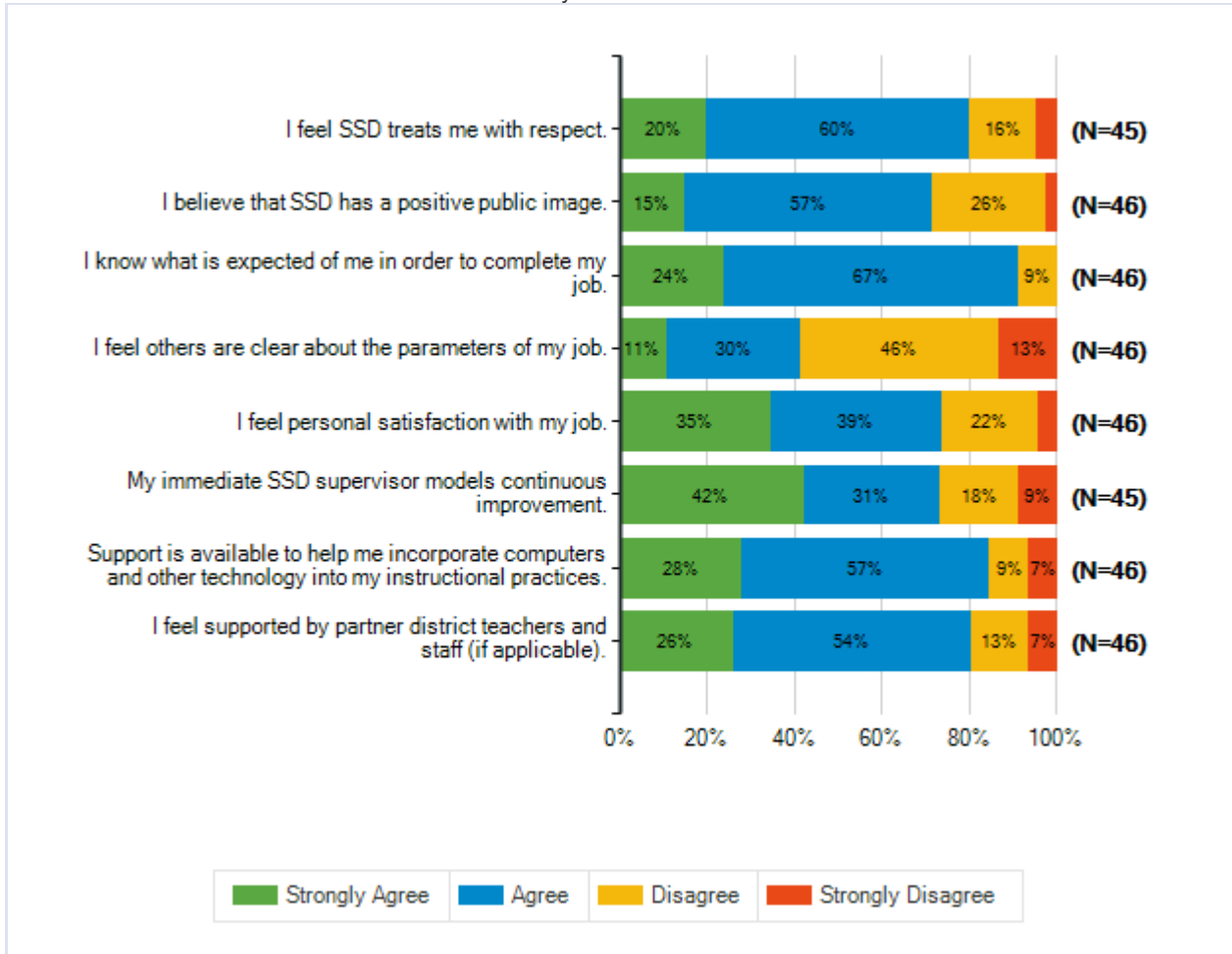
	<b>Strongly Agree</b>	<b>Agree</b>	<b>Disagree</b>	<b>Strongly Disagree</b>	<b>Total Responses</b>
(a) Bullying is a problem in this school.	1 2%	12 26%	25 54%	8 17%	46





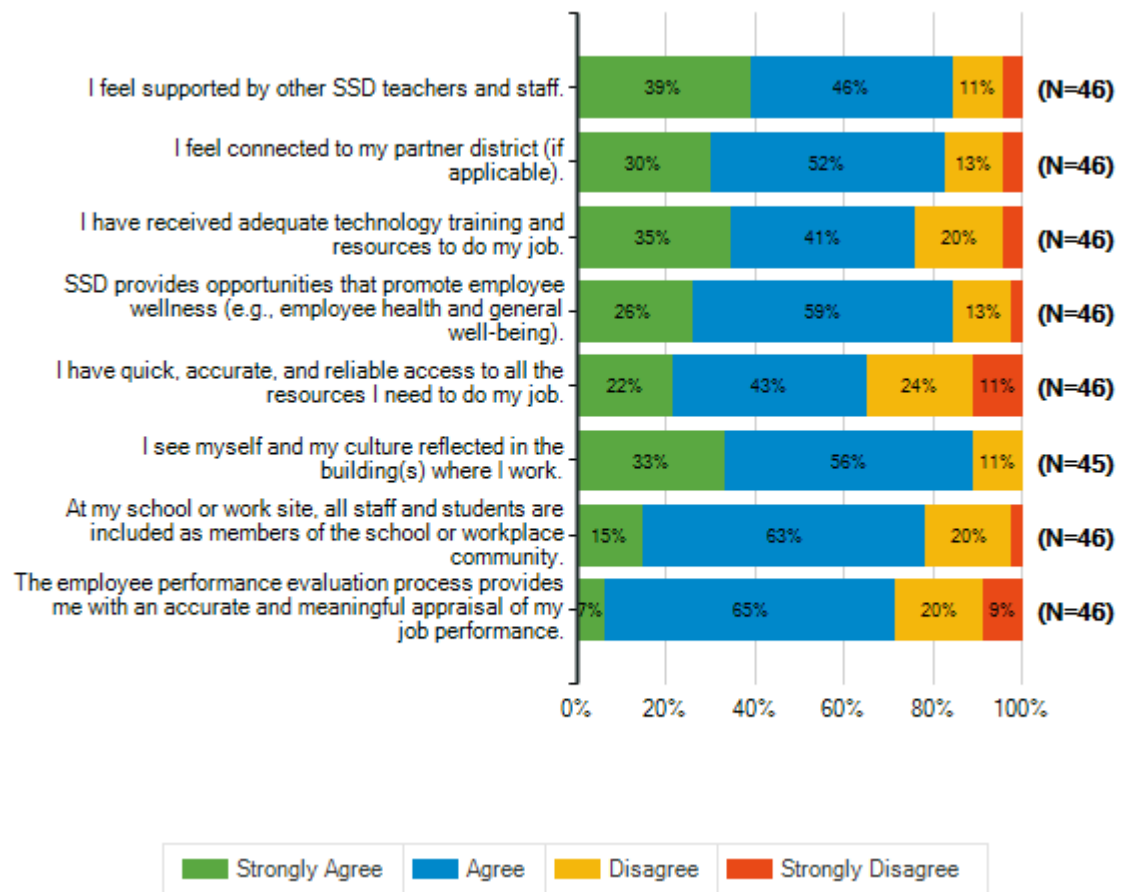
<b>Job Satisfaction</b>						
<b>Q8. How strongly do you agree or disagree with the following statements?</b>						
		<b>Strongly Agree</b>	<b>Agree</b>	<b>Disagree</b>	<b>Strongly Disagree</b>	<b>Total Responses</b>
(a)	I feel SSD treats me with respect.	9 20%	27 60%	7 16%	2 4%	45
(b)	I believe that SSD has a positive public image.	7 15%	26 57%	12 26%	1 2%	46
(c)	I know what is expected of me in order to complete my job.	11 24%	31 67%	4 9%	0 0%	46
(d)	I feel others are clear about the parameters of my job.	5 11%	14 30%	21 46%	6 13%	46
(e)	I feel personal satisfaction with my job.	16 35%	18 39%	10 22%	2 4%	46
(f)	My immediate SSD supervisor models continuous improvement.	19 42%	14 31%	8 18%	4 9%	45
(g)	Support is available to help me incorporate computers and other technology into my instructional practices.	13 28%	26 57%	4 9%	3 7%	46
(h)	I feel supported by partner district teachers and staff (if applicable).	12 26%	25 54%	6 13%	3 7%	46

Special School District of St. Louis County  
2018-19 Climate Survey SSD Teachers – Partner Districts



<b>Job Satisfaction (Continued)</b>						
<b>Q9. How strongly do you agree or disagree with the following statements?</b>						
		<b>Strongly Agree</b>	<b>Agree</b>	<b>Disagree</b>	<b>Strongly Disagree</b>	<b>Total Responses</b>
(a)	I feel supported by other SSD teachers and staff.	18 39%	21 46%	5 11%	2 4%	46
(b)	I feel connected to my partner district (if applicable).	14 30%	24 52%	6 13%	2 4%	46
(c)	I have received adequate technology training and resources to do my job.	16 35%	19 41%	9 20%	2 4%	46
(d)	SSD provides opportunities that promote employee wellness (e.g., employee health and general well-being).	12 26%	27 59%	6 13%	1 2%	46
(e)	I have quick, accurate, and reliable access to all the resources I need to do my job.	10 22%	20 43%	11 24%	5 11%	46
(f)	I see myself and my culture reflected in the building(s) where I work.	15 33%	25 56%	5 11%	0 0%	45
(g)	At my school or work site, all staff and students are included as members of the school or workplace community.	7 15%	29 63%	9 20%	1 2%	46
(h)	The employee performance evaluation process provides me with an accurate and meaningful appraisal of my job performance.	3 7%	30 65%	9 20%	4 9%	46

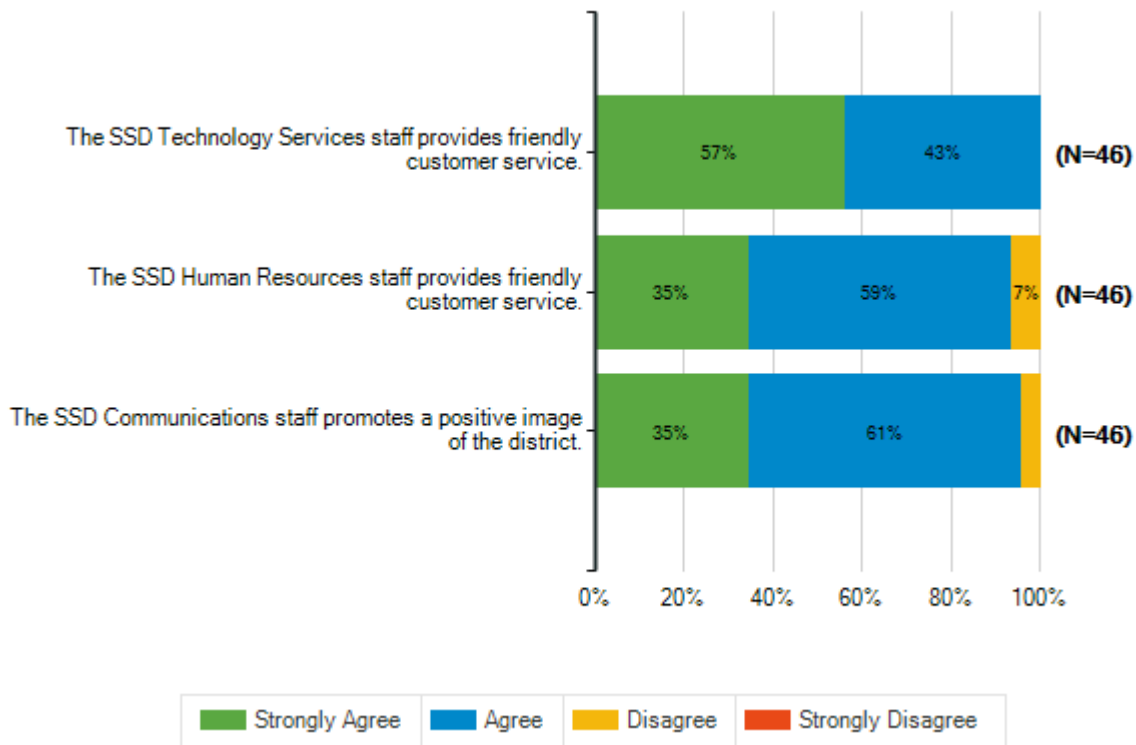
Special School District of St. Louis County  
2018-19 Climate Survey SSD Teachers – Partner Districts



**Satisfaction With SSD Support Departments**

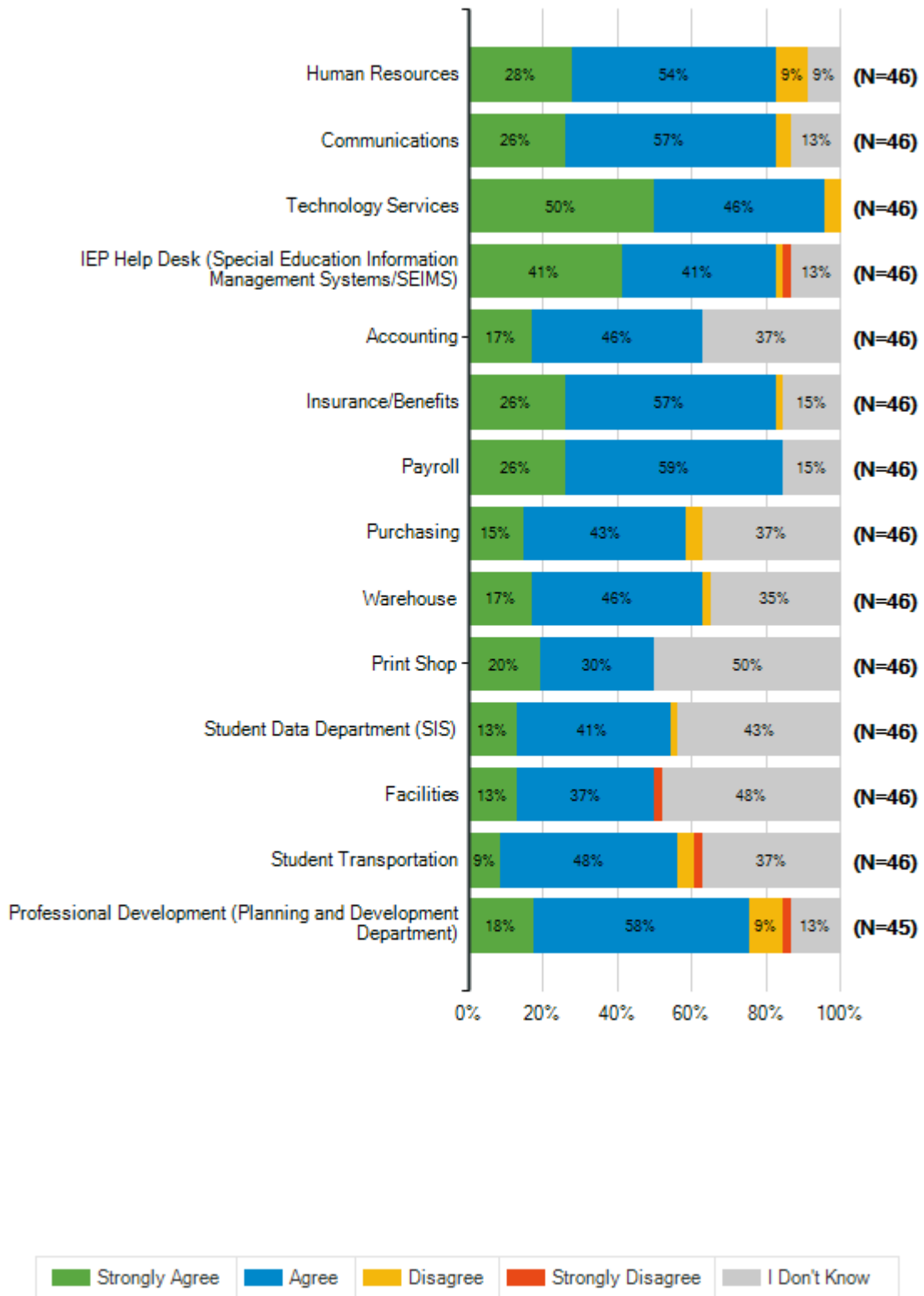
**Q10. How strongly do you agree or disagree with the following statements?**

		<b>Strongly Agree</b>	<b>Agree</b>	<b>Disagree</b>	<b>Strongly Disagree</b>	<b>Total Responses</b>
(a)	The SSD Technology Services staff provides friendly customer service.	26 57%	20 43%	0 0%	0 0%	46
(b)	The SSD Human Resources staff provides friendly customer service.	16 35%	27 59%	3 7%	0 0%	46
(c)	The SSD Communications staff promotes a positive image of the district.	16 35%	28 61%	2 4%	0 0%	46



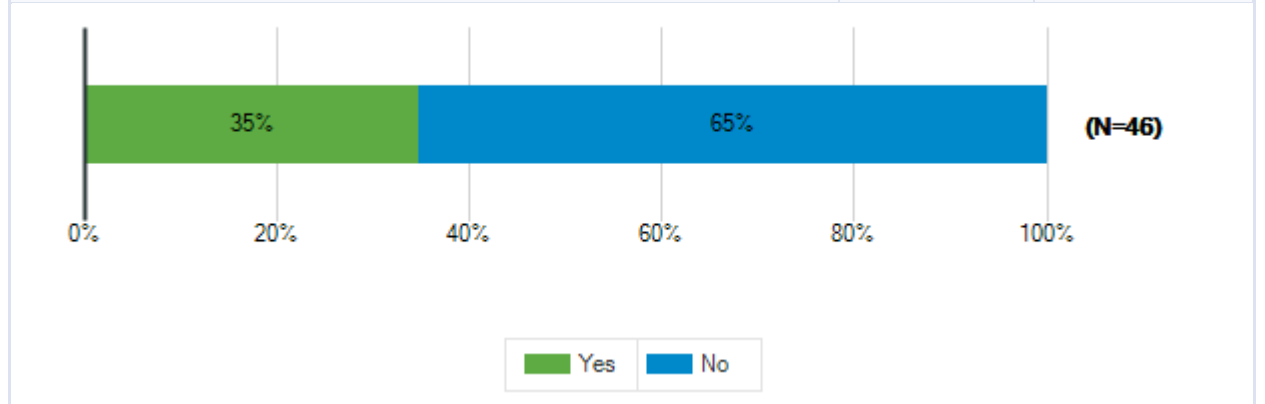
<b>Q11. I am satisfied with the service provided by the following SSD departments</b>							
		<b>Strongly Agree</b>	<b>Agree</b>	<b>Disagree</b>	<b>Strongly Disagree</b>	<b>I Don't Know</b>	<b>Total Responses</b>
(a)	Human Resources	13 28%	25 54%	4 9%	0 0%	4 9%	46
(b)	Communications	12 26%	26 57%	2 4%	0 0%	6 13%	46
(c)	Technology Services	23 50%	21 46%	2 4%	0 0%	0 0%	46
(d)	IEP Help Desk (Special Education Information Management Systems/SEIMS)	19 41%	19 41%	1 2%	1 2%	6 13%	46
(e)	Accounting	8 17%	21 46%	0 0%	0 0%	17 37%	46
(f)	Insurance/Benefits	12 26%	26 57%	1 2%	0 0%	7 15%	46
(g)	Payroll	12 26%	27 59%	0 0%	0 0%	7 15%	46
(h)	Purchasing	7 15%	20 43%	2 4%	0 0%	17 37%	46
(i)	Warehouse	8 17%	21 46%	1 2%	0 0%	16 35%	46
(j)	Print Shop	9 20%	14 30%	0 0%	0 0%	23 50%	46
(k)	Student Data Department (SIS)	6 13%	19 41%	1 2%	0 0%	20 43%	46
(l)	Facilities	6 13%	17 37%	0 0%	1 2%	22 48%	46
(m)	Student Transportation	4 9%	22 48%	2 4%	1 2%	17 37%	46
(n)	Professional Development (Planning and Development Department)	8 18%	26 58%	4 9%	1 2%	6 13%	45

Special School District of St. Louis County  
2018-19 Climate Survey SSD Teachers – Partner Districts



**Q12. Have you had an issue or concern to discuss with an SSD director, assistant superintendent, or cabinet member this school year?**

Responses	Count	%
Yes	16	35%
No	30	65%
<b>Total Responses</b>	<b>46</b>	

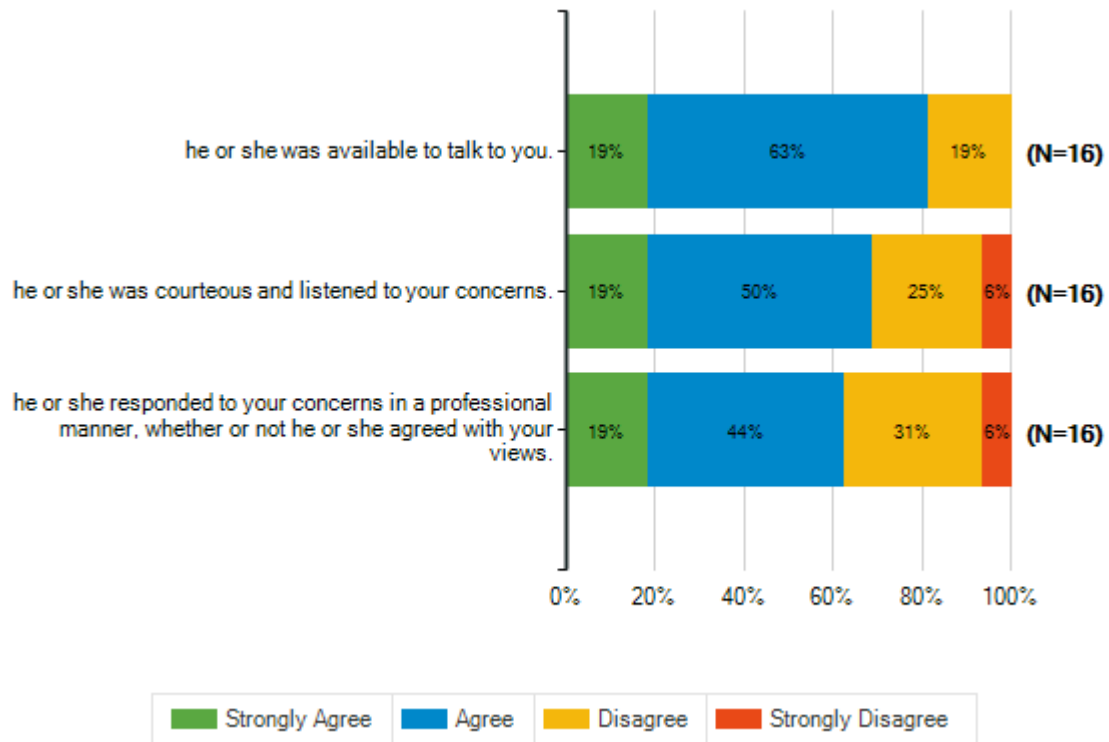




**How strongly do you agree or disagree with the following statements?**

**Q13. When you have had an issue or a concern to discuss with an SSD director, assistant superintendent, or cabinet member ...**

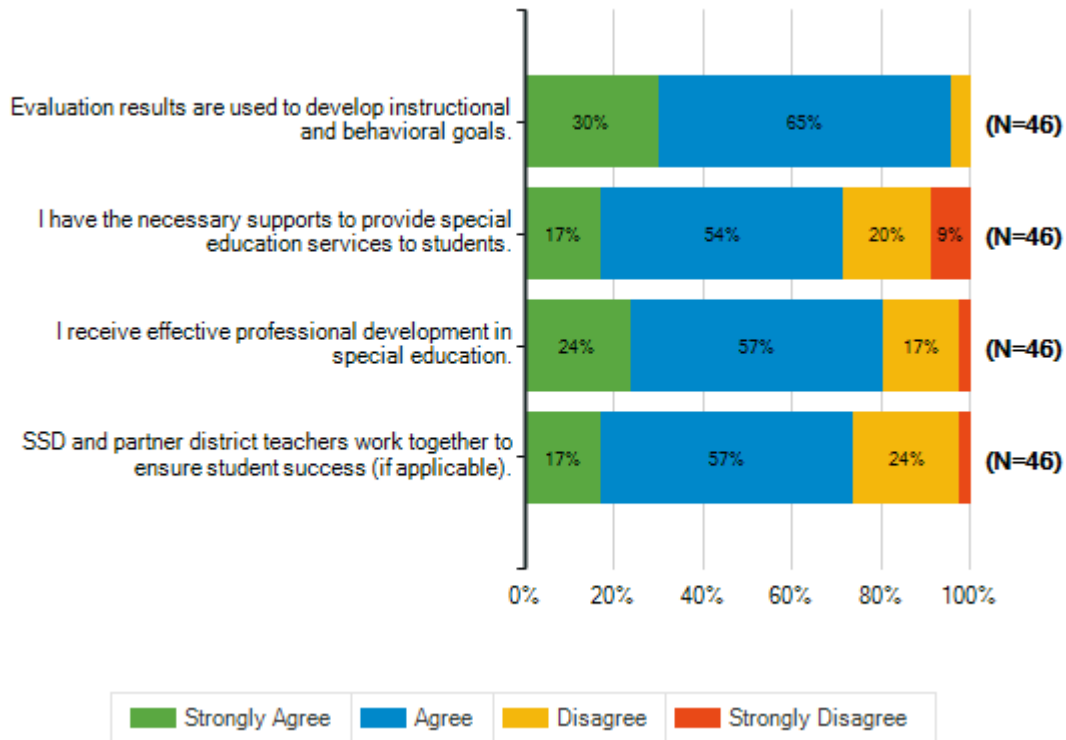
	Strongly Agree	Agree	Disagree	Strongly Disagree	Total Responses
(a) he or she was available to talk to you.	3 19%	10 63%	3 19%	0 0%	16
(b) he or she was courteous and listened to your concerns.	3 19%	8 50%	4 25%	1 6%	16
(c) he or she responded to your concerns in a professional manner, whether or not he or she agreed with your views.	3 19%	7 44%	5 31%	1 6%	16



**Special Education Services**

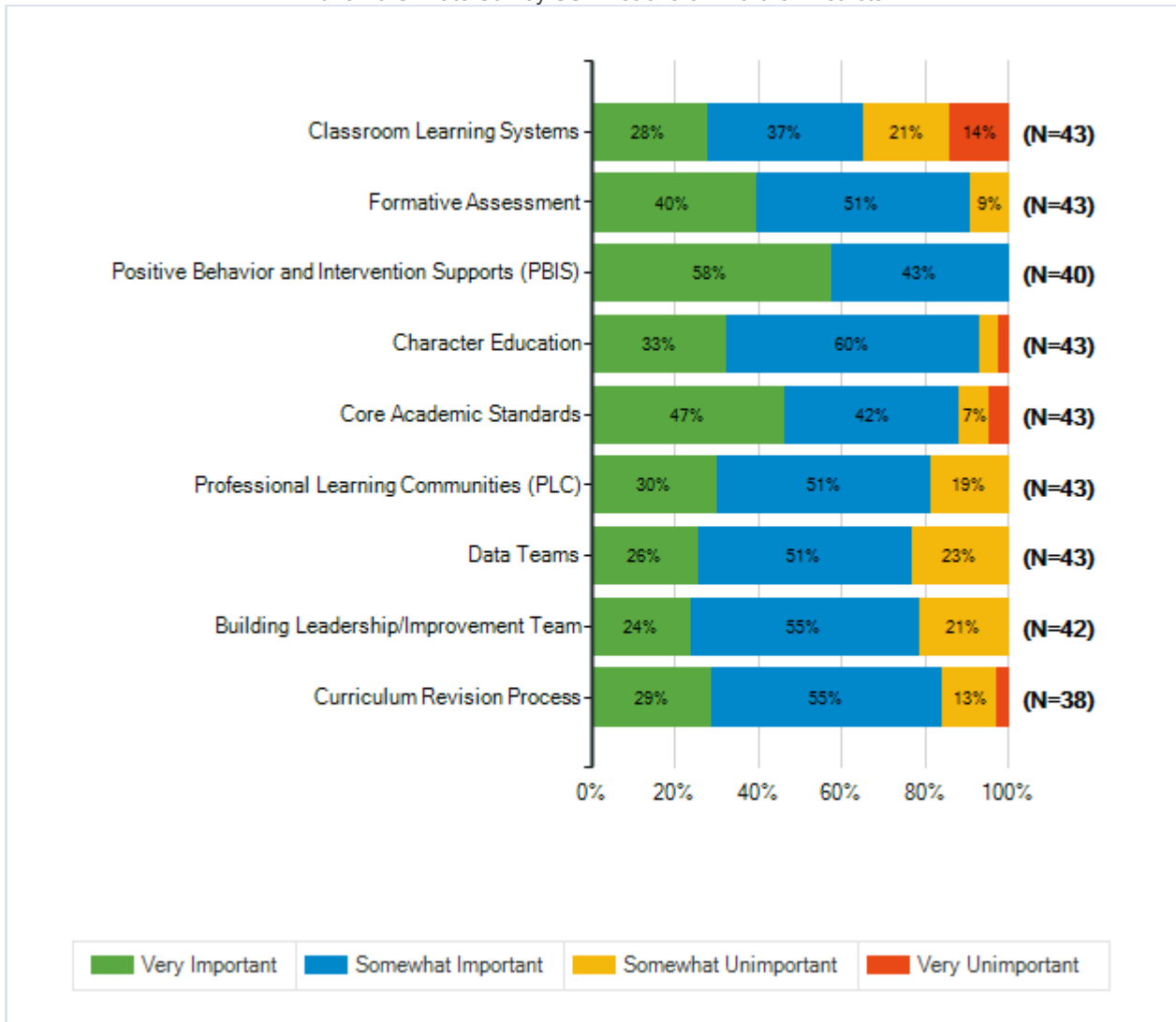
**Q14. How strongly do you agree or disagree with the following statements?**

		<b>Strongly Agree</b>	<b>Agree</b>	<b>Disagree</b>	<b>Strongly Disagree</b>	<b>Total Responses</b>
(a)	Evaluation results are used to develop instructional and behavioral goals.	14 30%	30 65%	2 4%	0 0%	46
(b)	I have the necessary supports to provide special education services to students.	8 17%	25 54%	9 20%	4 9%	46
(c)	I receive effective professional development in special education.	11 24%	26 57%	8 17%	1 2%	46
(d)	SSD and partner district teachers work together to ensure student success (if applicable).	8 17%	26 57%	11 24%	1 2%	46



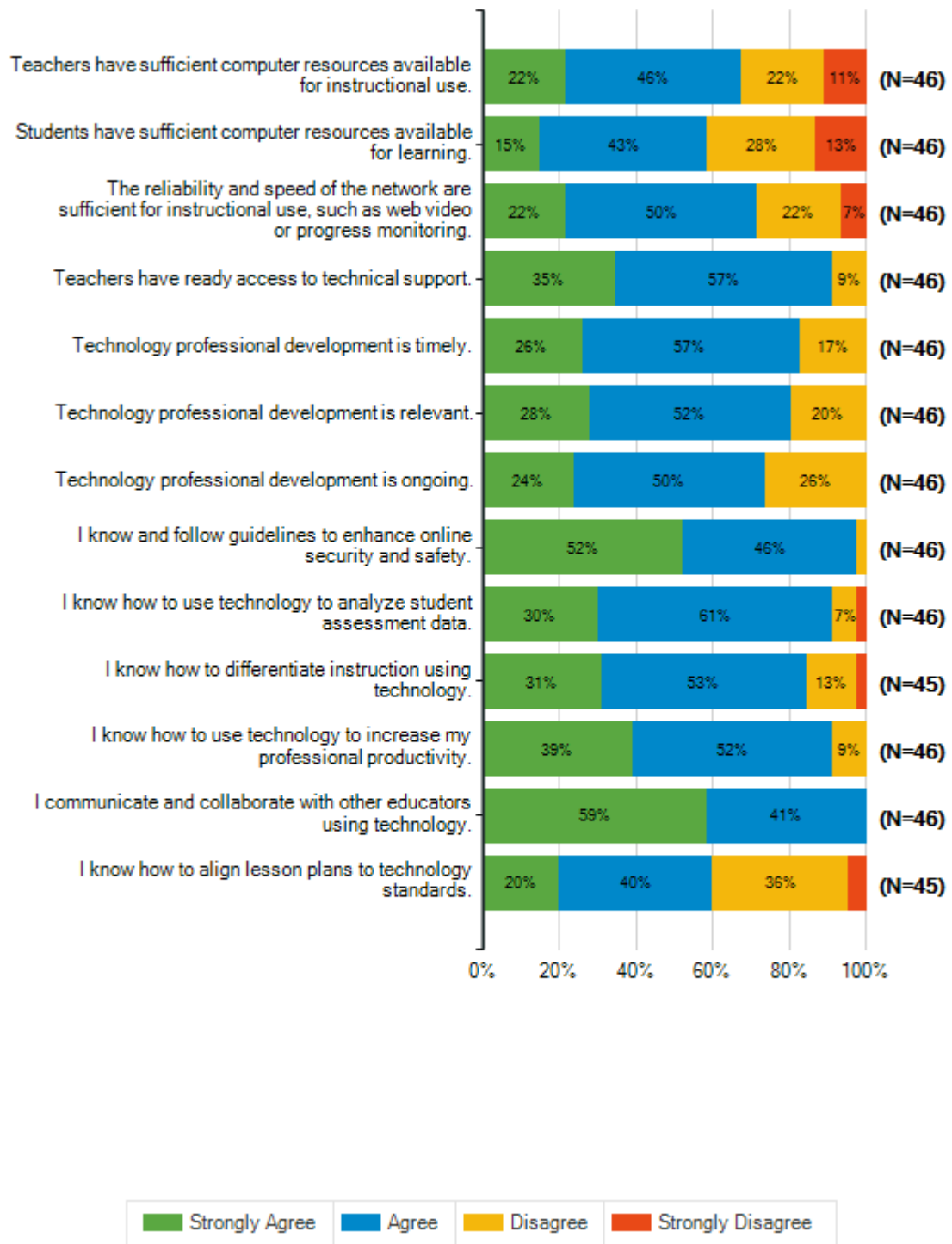
<b>Additional Educational Programs</b>						
<b>Q15. Please rate how important each of the following is to education.(Not applicable responses have been excluded from calculations)</b>						
		<b>Very Important</b>	<b>Somewhat Important</b>	<b>Somewhat Unimportant</b>	<b>Very Unimportant</b>	<b>Total Responses</b>
(a)	Classroom Learning Systems	12 28%	16 37%	9 21%	6 14%	43
(b)	Formative Assessment	17 40%	22 51%	4 9%	0 0%	43
(c)	Positive Behavior and Intervention Supports (PBIS)	23 58%	17 43%	0 0%	0 0%	40
(d)	Character Education	14 33%	26 60%	2 5%	1 2%	43
(e)	Core Academic Standards	20 47%	18 42%	3 7%	2 5%	43
(f)	Professional Learning Communities (PLC)	13 30%	22 51%	8 19%	0 0%	43
(g)	Data Teams	11 26%	22 51%	10 23%	0 0%	43
(h)	Building Leadership/Improvement Team	10 24%	23 55%	9 21%	0 0%	42
(i)	Curriculum Revision Process	11 29%	21 55%	5 13%	1 3%	38

Special School District of St. Louis County  
2018-19 Climate Survey SSD Teachers – Partner Districts



<b>Technology</b>						
<b>Q16. How strongly do you agree or disagree with the following statements?</b>						
		<b>Strongly Agree</b>	<b>Agree</b>	<b>Disagree</b>	<b>Strongly Disagree</b>	<b>Total Responses</b>
(a)	Teachers have sufficient computer resources available for instructional use.	10 22%	21 46%	10 22%	5 11%	46
(b)	Students have sufficient computer resources available for learning.	7 15%	20 43%	13 28%	6 13%	46
(c)	The reliability and speed of the network are sufficient for instructional use, such as web video or progress monitoring.	10 22%	23 50%	10 22%	3 7%	46
(d)	Teachers have ready access to technical support.	16 35%	26 57%	4 9%	0 0%	46
(e)	Technology professional development is timely.	12 26%	26 57%	8 17%	0 0%	46
(f)	Technology professional development is relevant.	13 28%	24 52%	9 20%	0 0%	46
(g)	Technology professional development is ongoing.	11 24%	23 50%	12 26%	0 0%	46
(h)	I know and follow guidelines to enhance online security and safety.	24 52%	21 46%	1 2%	0 0%	46
(i)	I know how to use technology to analyze student assessment data.	14 30%	28 61%	3 7%	1 2%	46
(j)	I know how to differentiate instruction using technology.	14 31%	24 53%	6 13%	1 2%	45
(k)	I know how to use technology to increase my professional productivity.	18 39%	24 52%	4 9%	0 0%	46
(l)	I communicate and collaborate with other educators using technology.	27 59%	19 41%	0 0%	0 0%	46
(m)	I know how to align lesson plans to technology standards.	9 20%	18 40%	16 36%	2 4%	45

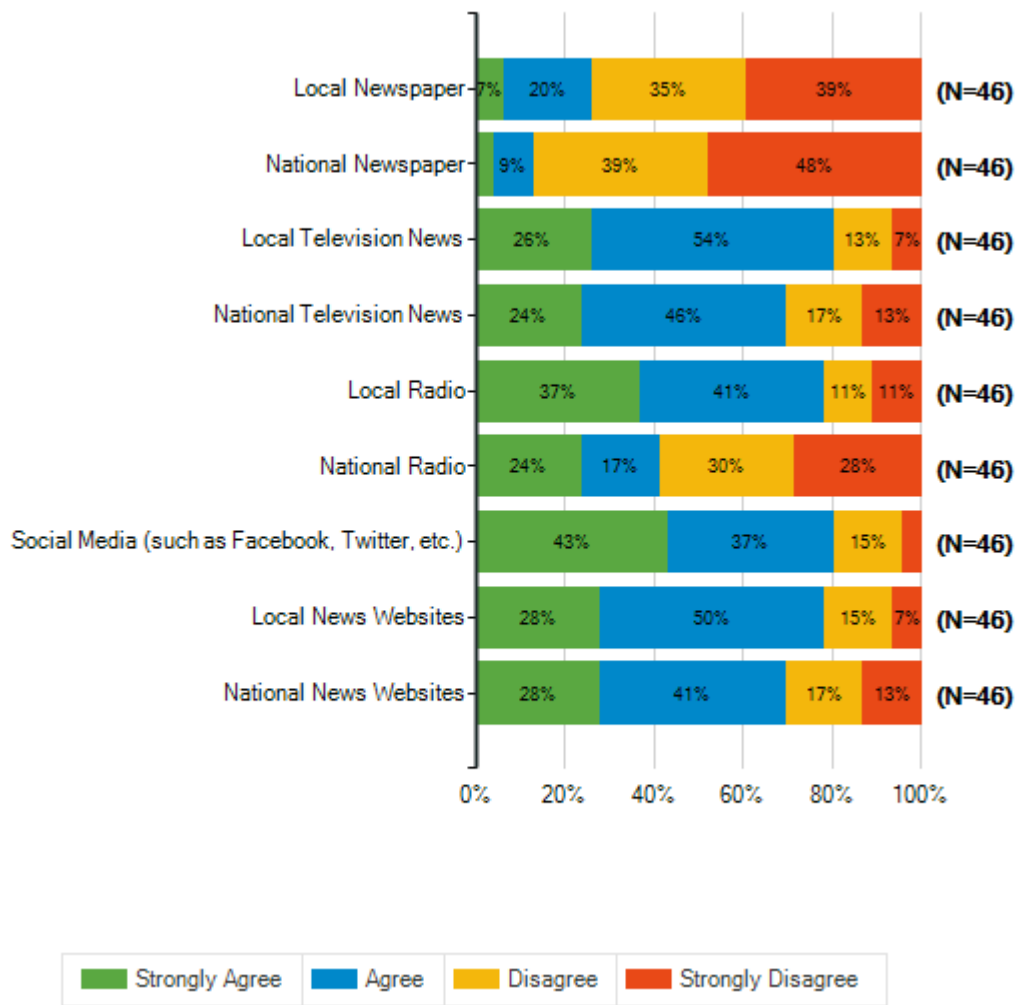
Special School District of St. Louis County  
2018-19 Climate Survey SSD Teachers – Partner Districts



**Q17. Please indicate the extent to which you agree or disagree that you use the following tools to get general information on a daily basis.**

		<b>Strongly Agree</b>	<b>Agree</b>	<b>Disagree</b>	<b>Strongly Disagree</b>	<b>Total Responses</b>
(a)	Local Newspaper	3 7%	9 20%	16 35%	18 39%	46
(b)	National Newspaper	2 4%	4 9%	18 39%	22 48%	46
(c)	Local Television News	12 26%	25 54%	6 13%	3 7%	46
(d)	National Television News	11 24%	21 46%	8 17%	6 13%	46
(e)	Local Radio	17 37%	19 41%	5 11%	5 11%	46
(f)	National Radio	11 24%	8 17%	14 30%	13 28%	46
(g)	Social Media (such as Facebook, Twitter, etc.)	20 43%	17 37%	7 15%	2 4%	46
(h)	Local News Websites	13 28%	23 50%	7 15%	3 7%	46
(i)	National News Websites	13 28%	19 41%	8 17%	6 13%	46

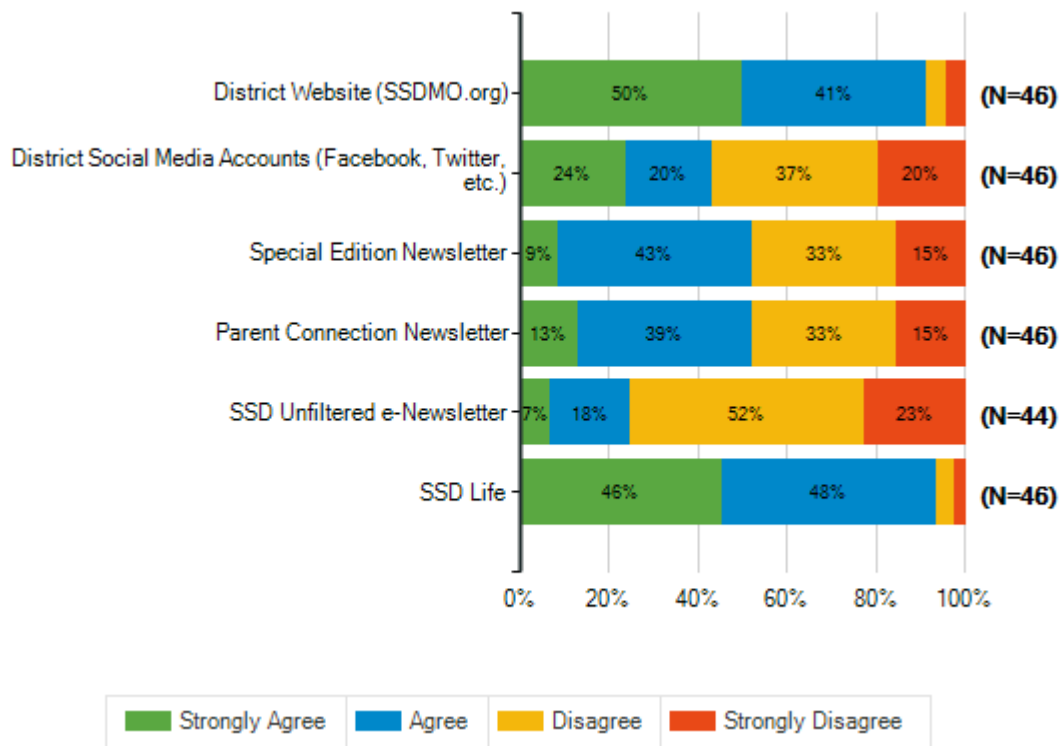
Special School District of St. Louis County  
2018-19 Climate Survey SSD Teachers – Partner Districts





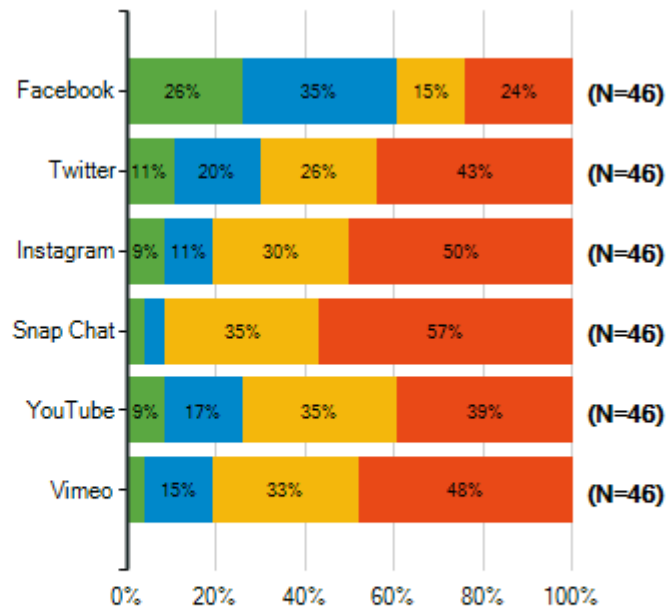
**Q18. Please indicate the extent to which you agree or disagree that you use the following tools to get information about Special School District.**

	Strongly Agree	Agree	Disagree	Strongly Disagree	Total Responses
(a) District Website (SSDMO.org)	23 50%	19 41%	2 4%	2 4%	46
(b) District Social Media Accounts (Facebook, Twitter, etc.)	11 24%	9 20%	17 37%	9 20%	46
(c) Special Edition Newsletter	4 9%	20 43%	15 33%	7 15%	46
(d) Parent Connection Newsletter	6 13%	18 39%	15 33%	7 15%	46
(e) SSD Unfiltered e-Newsletter	3 7%	8 18%	23 52%	10 23%	44
(f) SSD Life	21 46%	22 48%	2 4%	1 2%	46



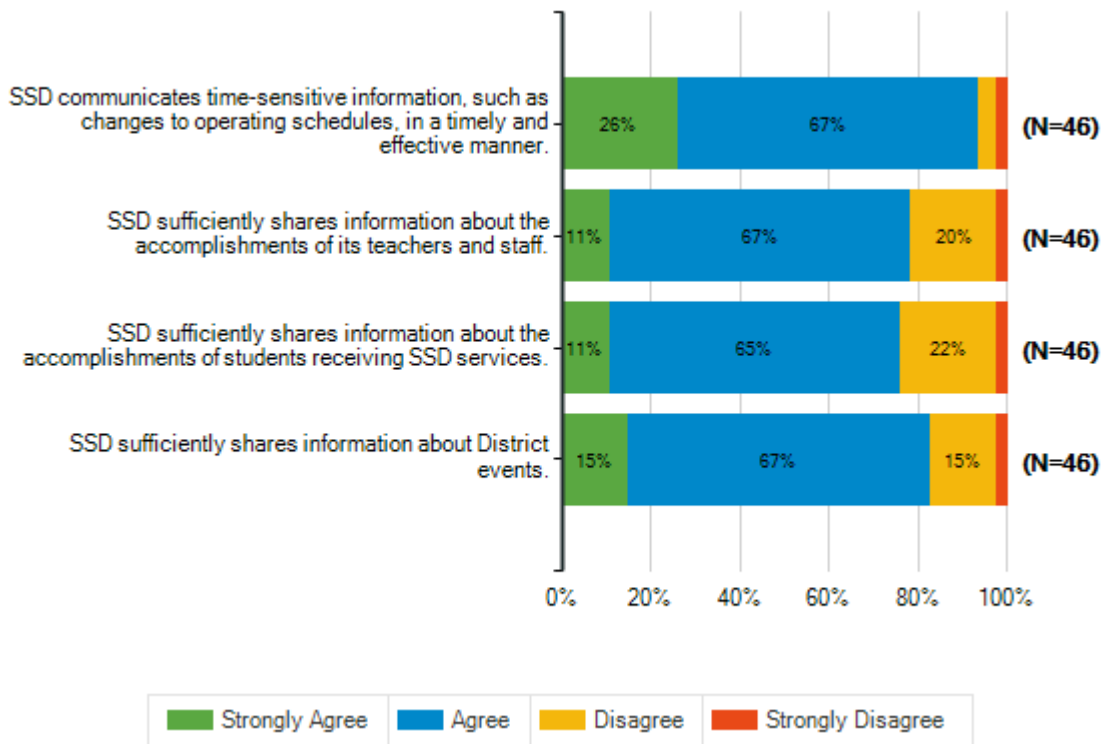
**Q19. Please indicate the extent to which you agree or disagree that you would use the following social media channels to get information about Special School District.**

	Strongly Agree	Agree	Disagree	Strongly Disagree	Total Responses
(a) Facebook	12 26%	16 35%	7 15%	11 24%	46
(b) Twitter	5 11%	9 20%	12 26%	20 43%	46
(c) Instagram	4 9%	5 11%	14 30%	23 50%	46
(d) Snap Chat	2 4%	2 4%	16 35%	26 57%	46
(e) YouTube	4 9%	8 17%	16 35%	18 39%	46
(f) Vimeo	2 4%	7 15%	15 33%	22 48%	46



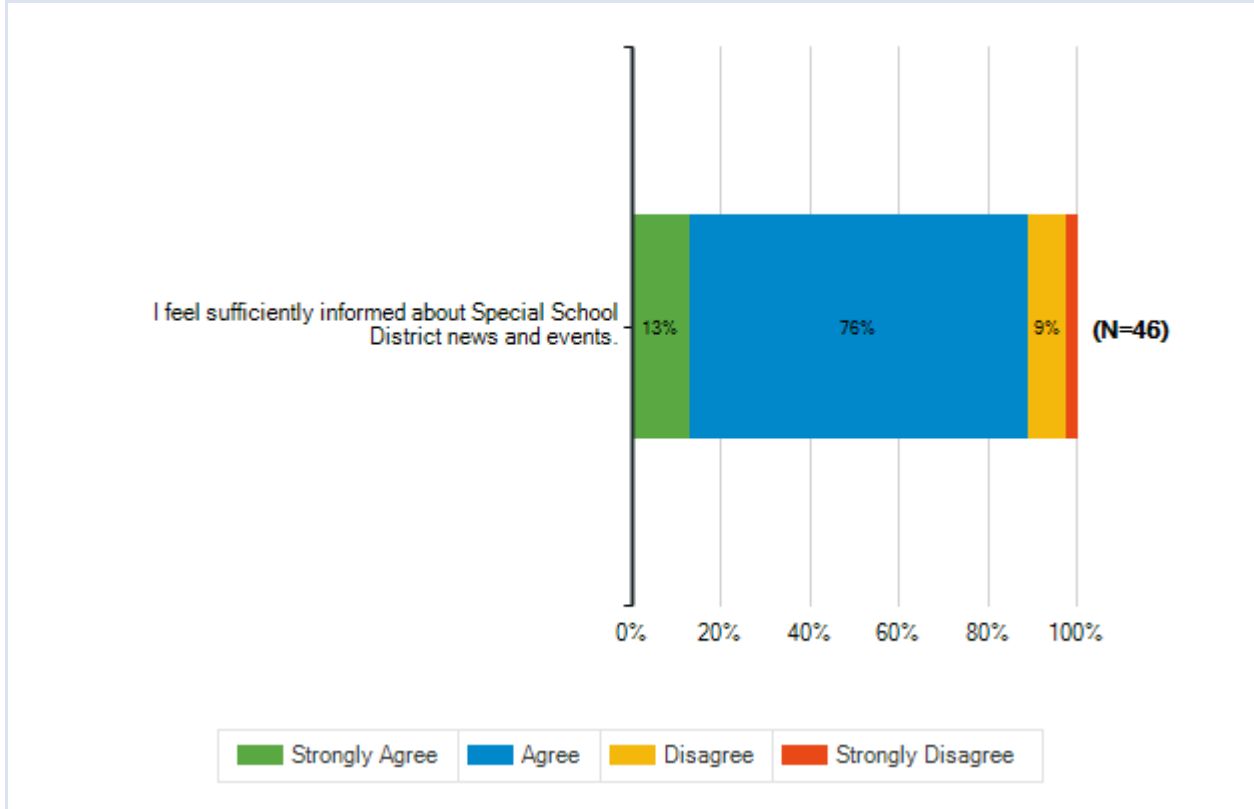
**Q20. Please indicate the extent to which you agree or disagree with each of the following statements.**

		<b>Strongly Agree</b>	<b>Agree</b>	<b>Disagree</b>	<b>Strongly Disagree</b>	<b>Total Responses</b>
(a)	SSD communicates time-sensitive information, such as changes to operating schedules, in a timely and effective manner.	12 26%	31 67%	2 4%	1 2%	46
(b)	SSD sufficiently shares information about the accomplishments of its teachers and staff.	5 11%	31 67%	9 20%	1 2%	46
(c)	SSD sufficiently shares information about the accomplishments of students receiving SSD services.	5 11%	30 65%	10 22%	1 2%	46
(d)	SSD sufficiently shares information about District events.	7 15%	31 67%	7 15%	1 2%	46

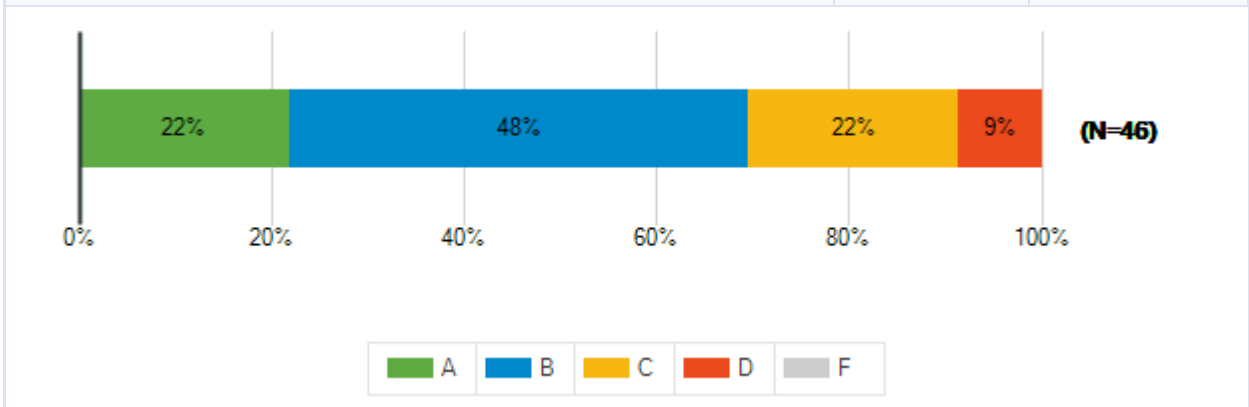


**Q21. Please indicate the extent to which you agree or disagree with the following statement.**

		<b>Strongly Agree</b>	<b>Agree</b>	<b>Disagree</b>	<b>Strongly Disagree</b>	<b>Total Responses</b>
(a)	I feel sufficiently informed about Special School District news and events.	6 13%	35 76%	4 9%	1 2%	46



<b>Q23. What grade would you give SSD for how well it is meeting the needs of its students?</b>		
<b>Responses</b>	<b>Count</b>	<b>%</b>
A	10	22%
B	22	48%
C	10	22%
D	4	9%
F	0	0%
<b>Total Responses</b>	<b>46</b>	



**Q25. What grade would you give the overall quality of your school?**

Responses	Count	%
A	18	39%
B	20	43%
C	7	15%
D	0	0%
F	1	2%
<b>Total Responses</b>	<b>46</b>	

