

# 2018-19 Climate Survey

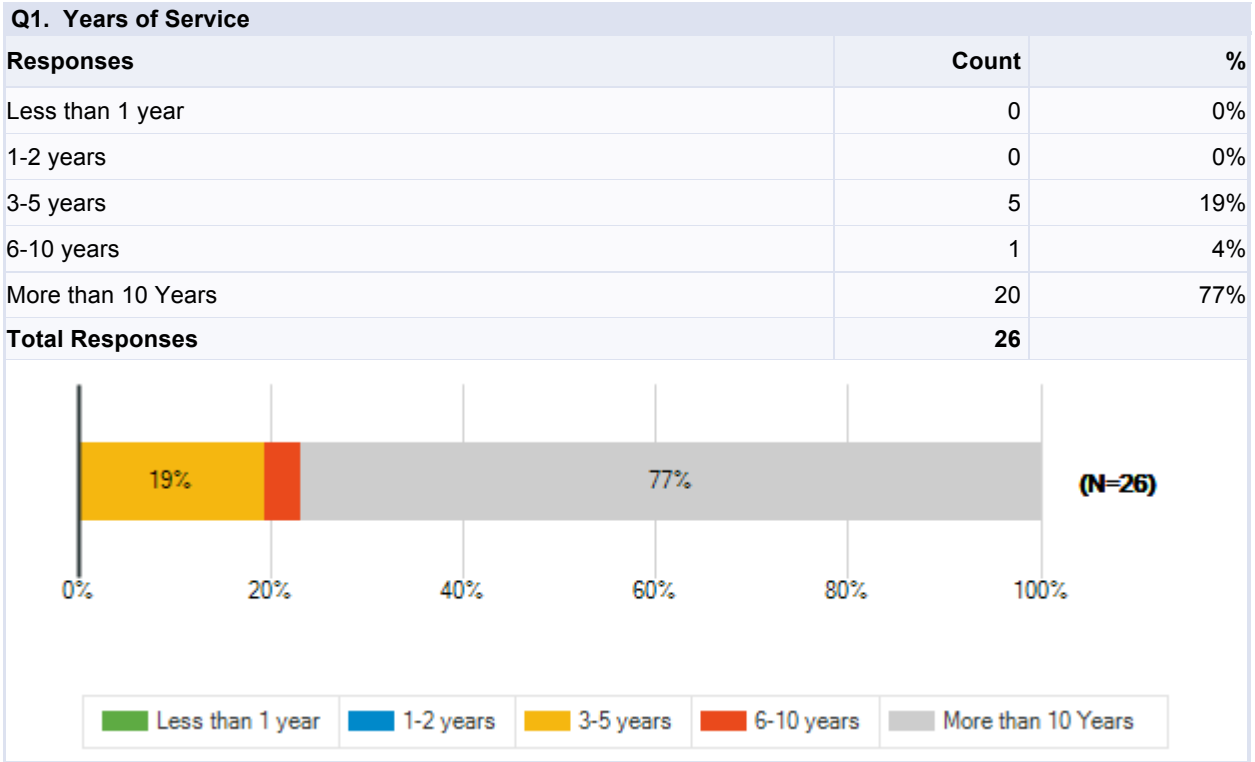
## SSD Teachers – Partner Districts

### Survey Results

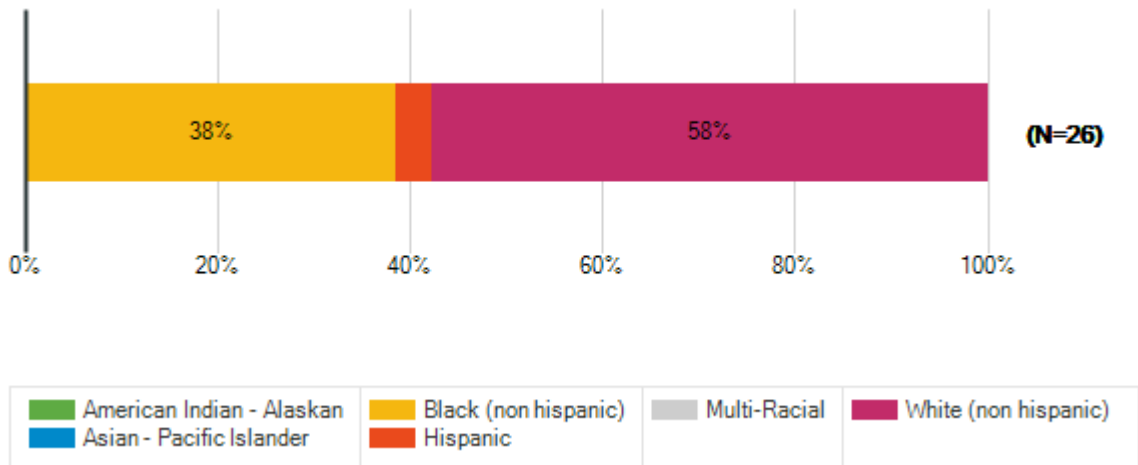
#### Jennings School District

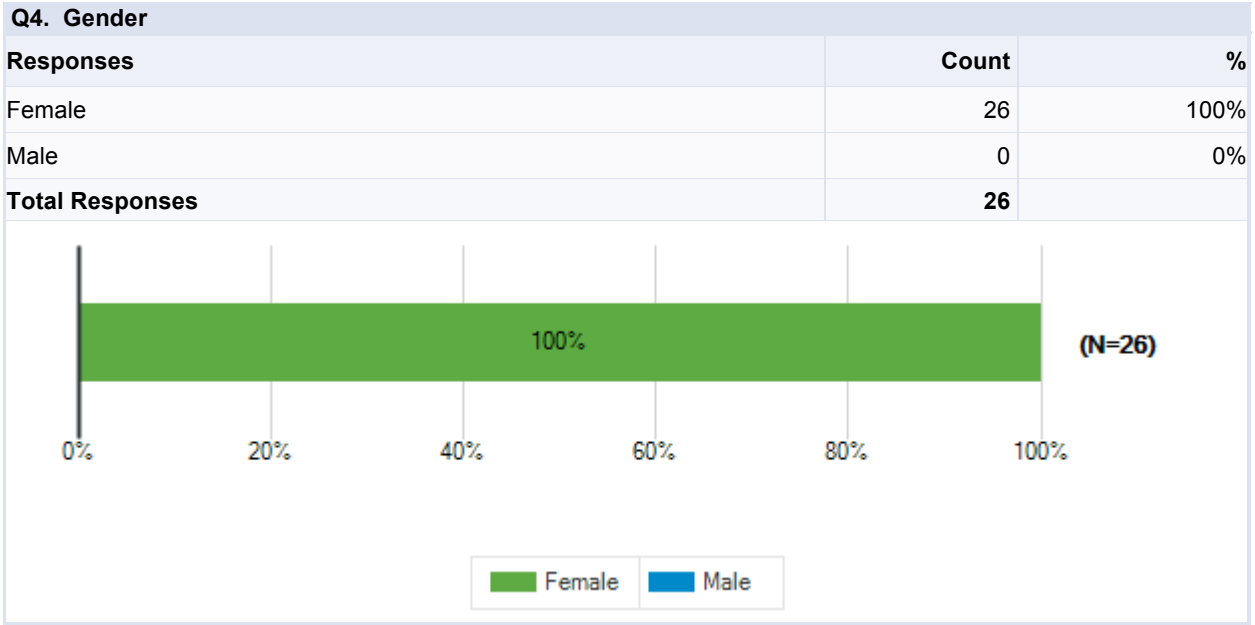
Special School District of St. Louis County  
February 19 - March 15, 2019





<b>Q3. Race/Ethnicity</b>		
<b>Responses</b>	<b>Count</b>	<b>%</b>
American Indian - Alaskan	0	0%
Asian - Pacific Islander	0	0%
Black (non hispanic)	10	38%
Hispanic	1	4%
Multi-Racial	0	0%
White (non hispanic)	15	58%
<b>Total Responses</b>	<b>26</b>	

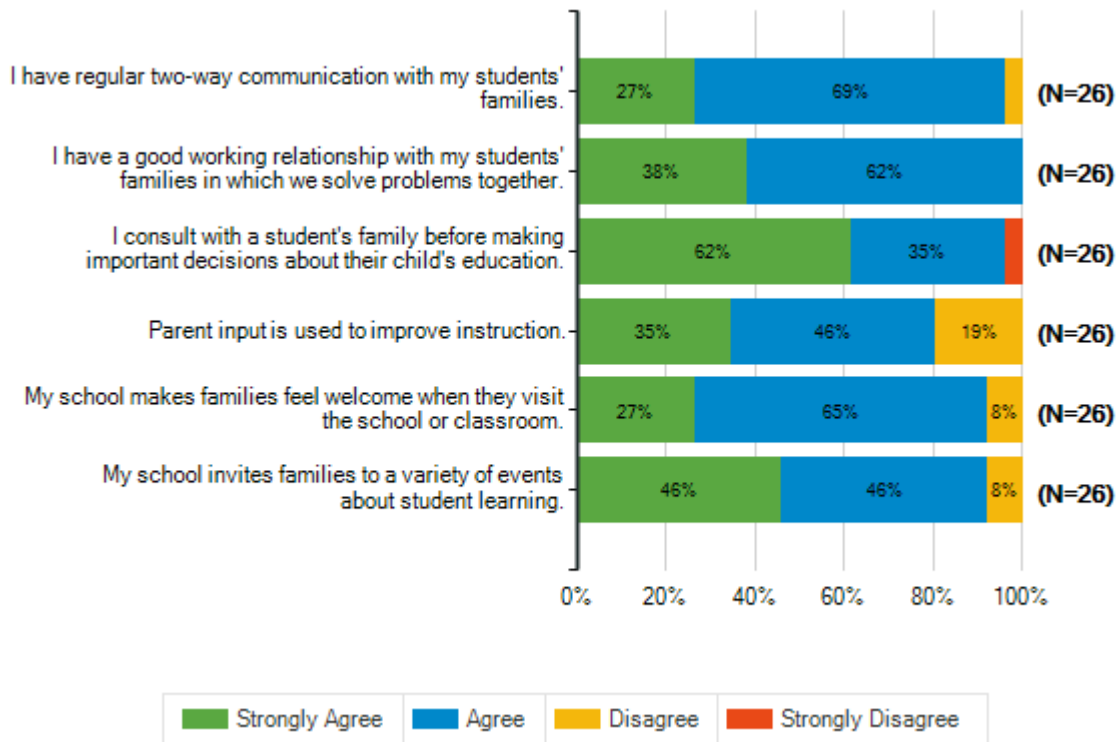




**Parent and Family Engagement**

**Q5. How strongly do you agree or disagree with the following statements?**

		<b>Strongly Agree</b>	<b>Agree</b>	<b>Disagree</b>	<b>Strongly Disagree</b>	<b>Total Responses</b>
(a)	I have regular two-way communication with my students' families.	7 27%	18 69%	1 4%	0 0%	26
(b)	I have a good working relationship with my students' families in which we solve problems together.	10 38%	16 62%	0 0%	0 0%	26
(c)	I consult with a student's family before making important decisions about their child's education.	16 62%	9 35%	0 0%	1 4%	26
(d)	Parent input is used to improve instruction.	9 35%	12 46%	5 19%	0 0%	26
(e)	My school makes families feel welcome when they visit the school or classroom.	7 27%	17 65%	2 8%	0 0%	26
(f)	My school invites families to a variety of events about student learning.	12 46%	12 46%	2 8%	0 0%	26

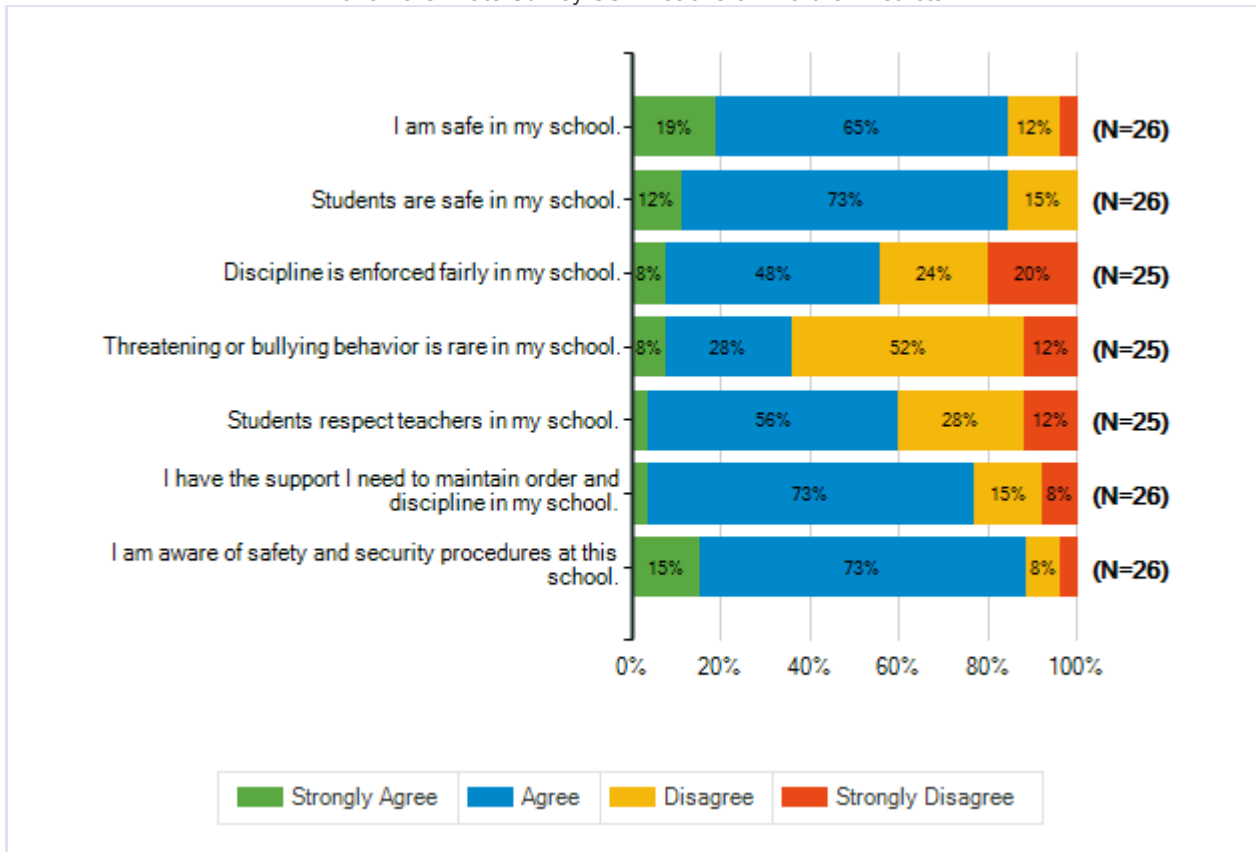


**Safety and Behavior**

**Q6. How strongly do you agree or disagree with the following statements?**

	<b>Strongly Agree</b>	<b>Agree</b>	<b>Disagree</b>	<b>Strongly Disagree</b>	<b>Total Responses</b>
(a) I am safe in my school.	5 19%	17 65%	3 12%	1 4%	26
(b) Students are safe in my school.	3 12%	19 73%	4 15%	0 0%	26
(c) Discipline is enforced fairly in my school.	2 8%	12 48%	6 24%	5 20%	25
(d) Threatening or bullying behavior is rare in my school.	2 8%	7 28%	13 52%	3 12%	25
(e) Students respect teachers in my school.	1 4%	14 56%	7 28%	3 12%	25
(f) I have the support I need to maintain order and discipline in my school.	1 4%	19 73%	4 15%	2 8%	26
(g) I am aware of safety and security procedures at this school.	4 15%	19 73%	2 8%	1 4%	26

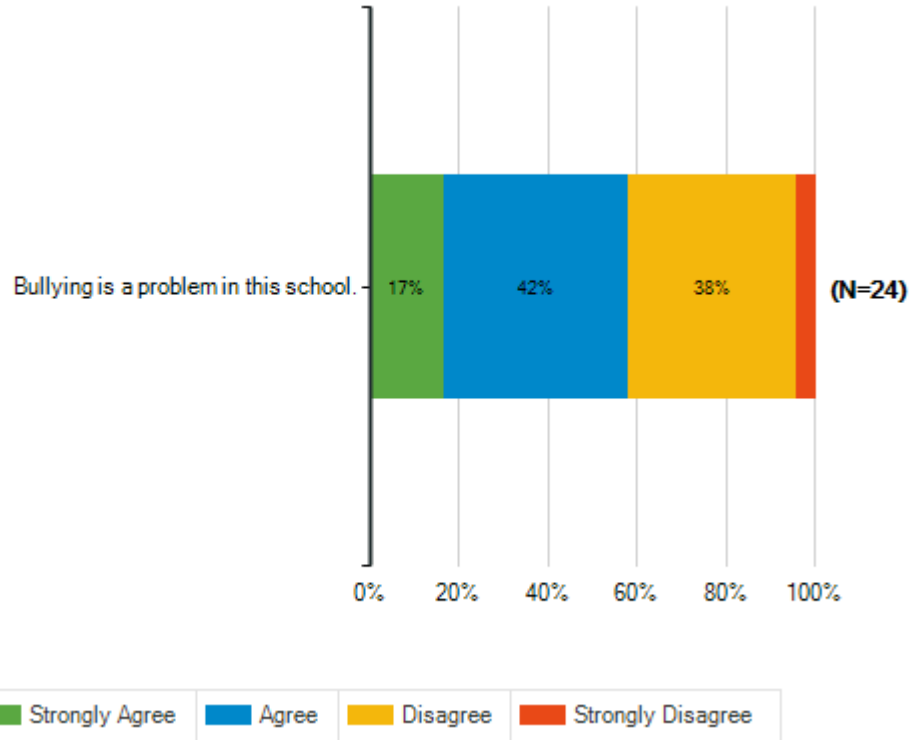
Special School District of St. Louis County  
2018-19 Climate Survey SSD Teachers – Partner Districts



**Safety and Behavior**

**Q7. How strongly do you agree or disagree with the following statement?**

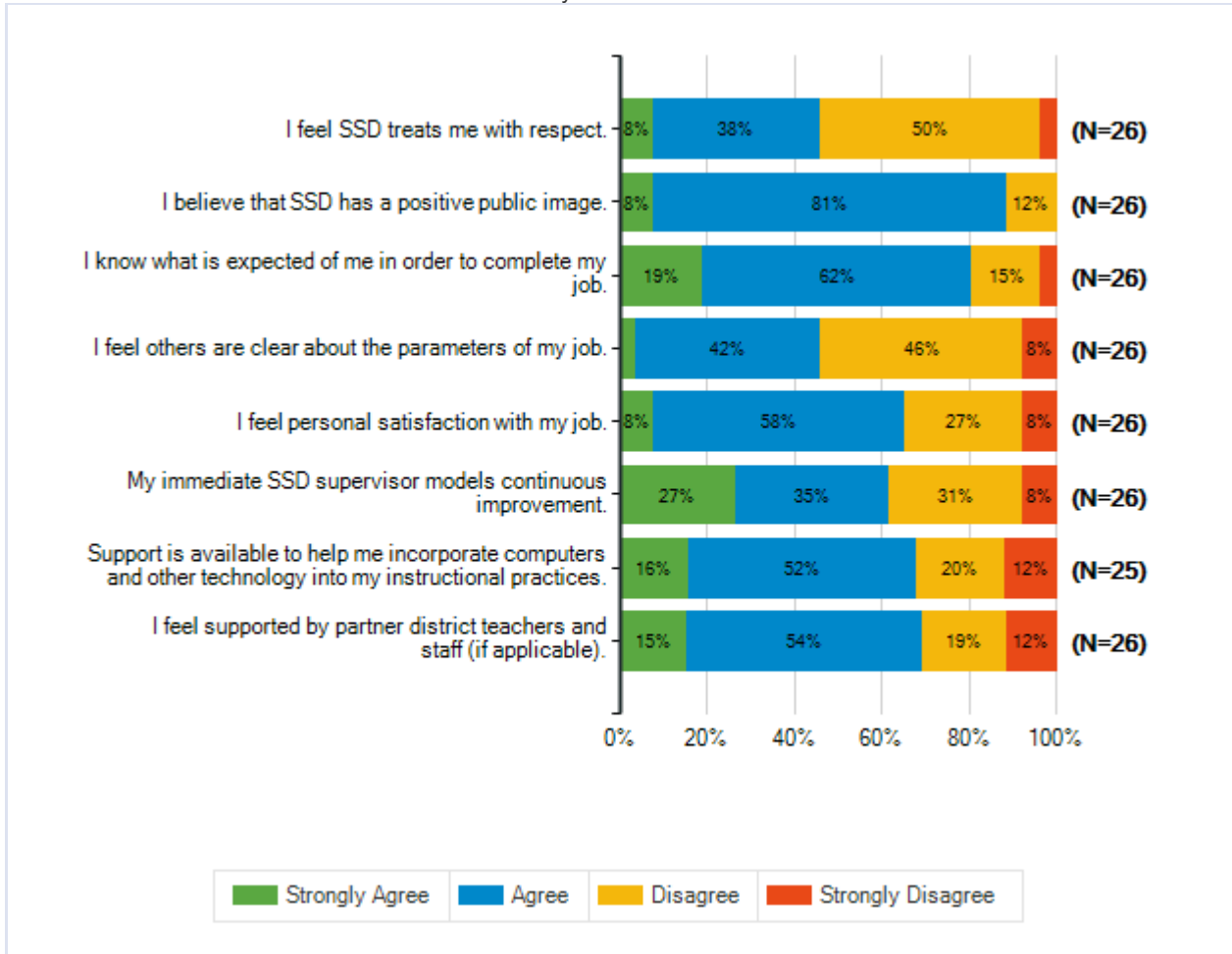
	<b>Strongly Agree</b>	<b>Agree</b>	<b>Disagree</b>	<b>Strongly Disagree</b>	<b>Total Responses</b>
(a) Bullying is a problem in this school.	4 17%	10 42%	9 38%	1 4%	24





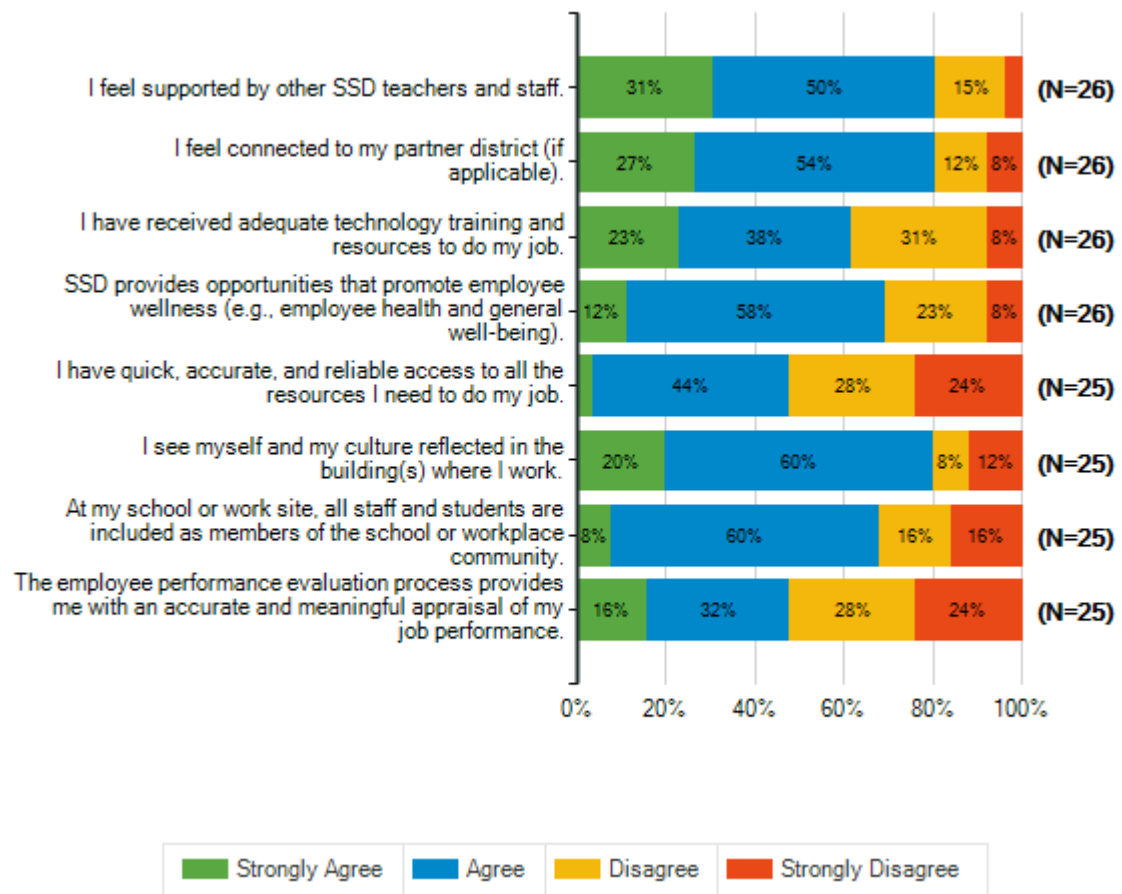
<b>Job Satisfaction</b>						
<b>Q8. How strongly do you agree or disagree with the following statements?</b>						
		<b>Strongly Agree</b>	<b>Agree</b>	<b>Disagree</b>	<b>Strongly Disagree</b>	<b>Total Responses</b>
(a)	I feel SSD treats me with respect.	2 8%	10 38%	13 50%	1 4%	26
(b)	I believe that SSD has a positive public image.	2 8%	21 81%	3 12%	0 0%	26
(c)	I know what is expected of me in order to complete my job.	5 19%	16 62%	4 15%	1 4%	26
(d)	I feel others are clear about the parameters of my job.	1 4%	11 42%	12 46%	2 8%	26
(e)	I feel personal satisfaction with my job.	2 8%	15 58%	7 27%	2 8%	26
(f)	My immediate SSD supervisor models continuous improvement.	7 27%	9 35%	8 31%	2 8%	26
(g)	Support is available to help me incorporate computers and other technology into my instructional practices.	4 16%	13 52%	5 20%	3 12%	25
(h)	I feel supported by partner district teachers and staff (if applicable).	4 15%	14 54%	5 19%	3 12%	26

Special School District of St. Louis County  
2018-19 Climate Survey SSD Teachers – Partner Districts



<b>Job Satisfaction (Continued)</b>						
<b>Q9. How strongly do you agree or disagree with the following statements?</b>						
		<b>Strongly Agree</b>	<b>Agree</b>	<b>Disagree</b>	<b>Strongly Disagree</b>	<b>Total Responses</b>
(a)	I feel supported by other SSD teachers and staff.	8 31%	13 50%	4 15%	1 4%	26
(b)	I feel connected to my partner district (if applicable).	7 27%	14 54%	3 12%	2 8%	26
(c)	I have received adequate technology training and resources to do my job.	6 23%	10 38%	8 31%	2 8%	26
(d)	SSD provides opportunities that promote employee wellness (e.g., employee health and general well-being).	3 12%	15 58%	6 23%	2 8%	26
(e)	I have quick, accurate, and reliable access to all the resources I need to do my job.	1 4%	11 44%	7 28%	6 24%	25
(f)	I see myself and my culture reflected in the building(s) where I work.	5 20%	15 60%	2 8%	3 12%	25
(g)	At my school or work site, all staff and students are included as members of the school or workplace community.	2 8%	15 60%	4 16%	4 16%	25
(h)	The employee performance evaluation process provides me with an accurate and meaningful appraisal of my job performance.	4 16%	8 32%	7 28%	6 24%	25

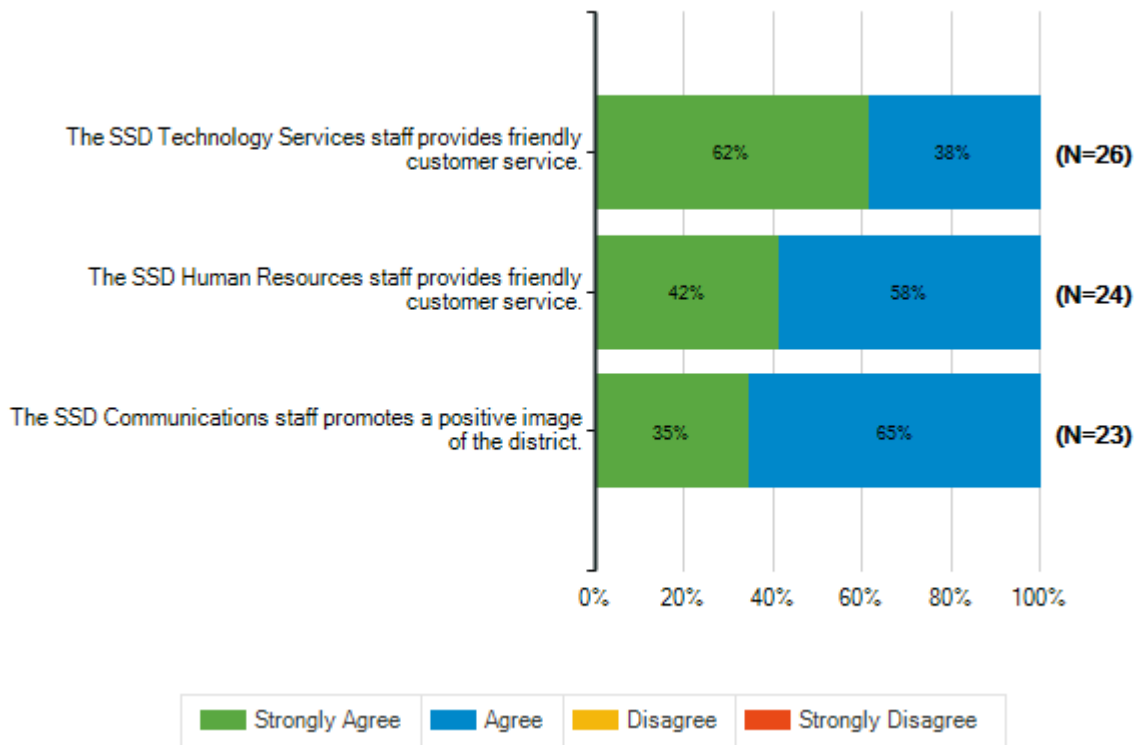
Special School District of St. Louis County  
2018-19 Climate Survey SSD Teachers – Partner Districts



**Satisfaction With SSD Support Departments**

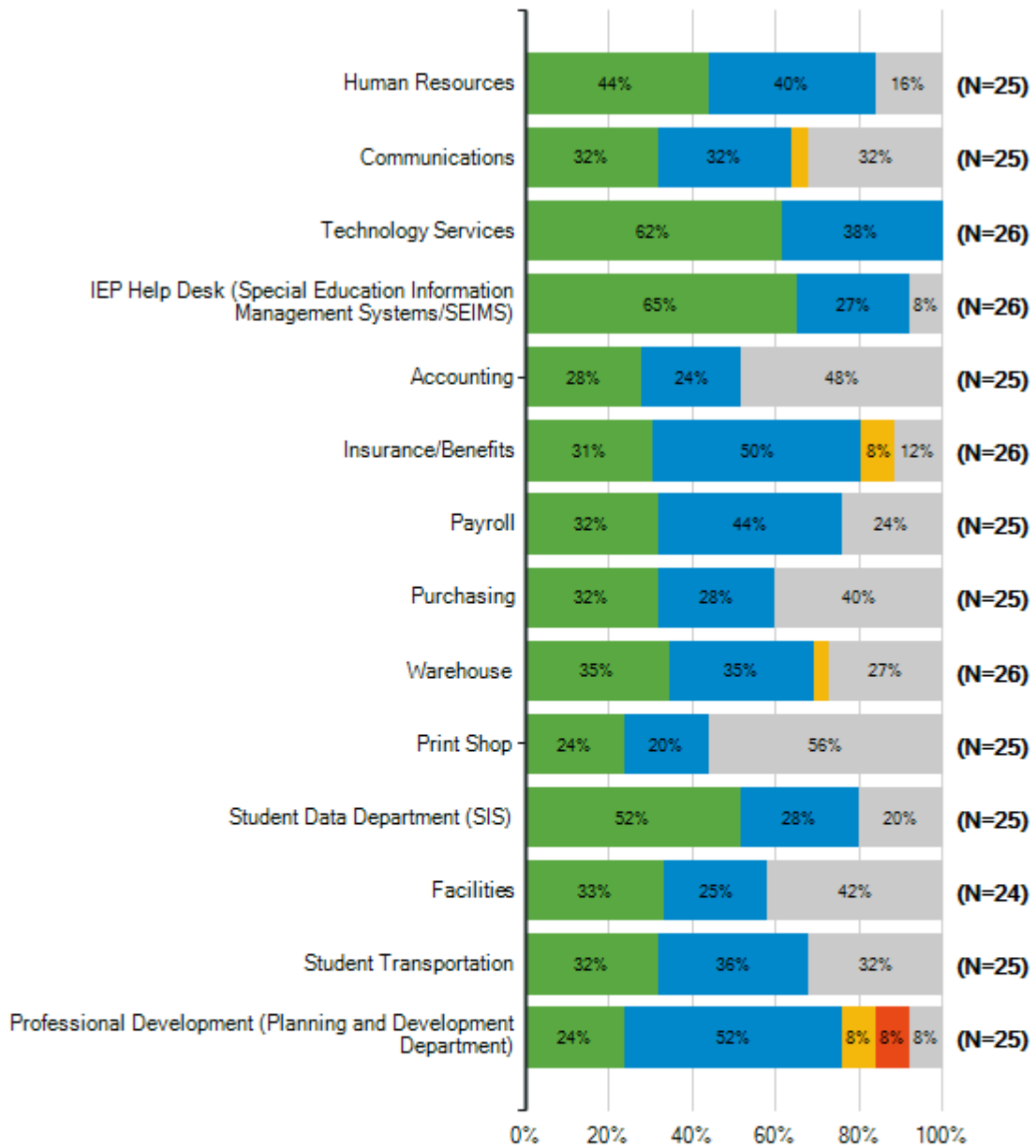
**Q10. How strongly do you agree or disagree with the following statements?**

		<b>Strongly Agree</b>	<b>Agree</b>	<b>Disagree</b>	<b>Strongly Disagree</b>	<b>Total Responses</b>
(a)	The SSD Technology Services staff provides friendly customer service.	16 62%	10 38%	0 0%	0 0%	26
(b)	The SSD Human Resources staff provides friendly customer service.	10 42%	14 58%	0 0%	0 0%	24
(c)	The SSD Communications staff promotes a positive image of the district.	8 35%	15 65%	0 0%	0 0%	23



<b>Q11. I am satisfied with the service provided by the following SSD departments</b>							
		<b>Strongly Agree</b>	<b>Agree</b>	<b>Disagree</b>	<b>Strongly Disagree</b>	<b>I Don't Know</b>	<b>Total Responses</b>
(a)	Human Resources	11 44%	10 40%	0 0%	0 0%	4 16%	25
(b)	Communications	8 32%	8 32%	1 4%	0 0%	8 32%	25
(c)	Technology Services	16 62%	10 38%	0 0%	0 0%	0 0%	26
(d)	IEP Help Desk (Special Education Information Management Systems/SEIMS)	17 65%	7 27%	0 0%	0 0%	2 8%	26
(e)	Accounting	7 28%	6 24%	0 0%	0 0%	12 48%	25
(f)	Insurance/Benefits	8 31%	13 50%	2 8%	0 0%	3 12%	26
(g)	Payroll	8 32%	11 44%	0 0%	0 0%	6 24%	25
(h)	Purchasing	8 32%	7 28%	0 0%	0 0%	10 40%	25
(i)	Warehouse	9 35%	9 35%	1 4%	0 0%	7 27%	26
(j)	Print Shop	6 24%	5 20%	0 0%	0 0%	14 56%	25
(k)	Student Data Department (SIS)	13 52%	7 28%	0 0%	0 0%	5 20%	25
(l)	Facilities	8 33%	6 25%	0 0%	0 0%	10 42%	24
(m)	Student Transportation	8 32%	9 36%	0 0%	0 0%	8 32%	25
(n)	Professional Development (Planning and Development Department)	6 24%	13 52%	2 8%	2 8%	2 8%	25

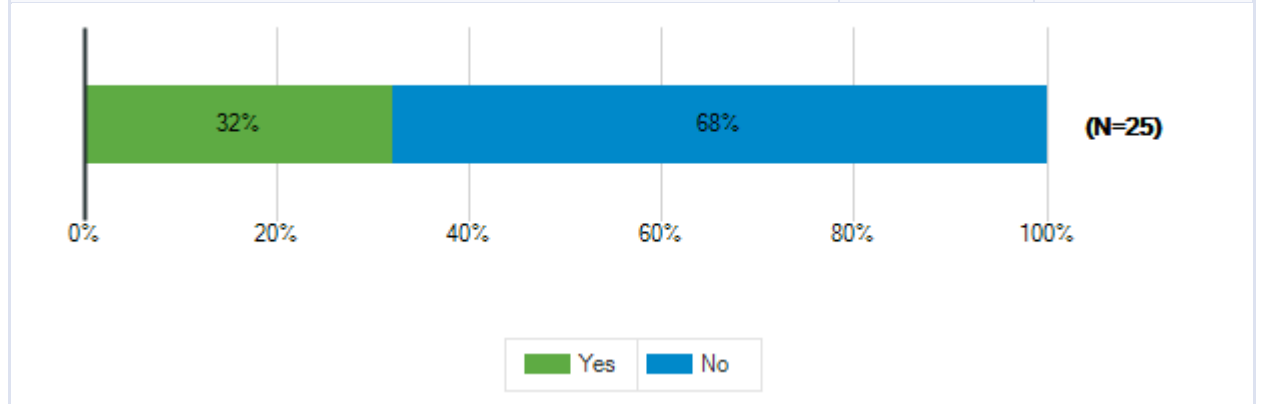
Special School District of St. Louis County  
2018-19 Climate Survey SSD Teachers – Partner Districts



■ Strongly Agree   
 ■ Agree   
 ■ Disagree   
 ■ Strongly Disagree   
 ■ I Don't Know

**Q12. Have you had an issue or concern to discuss with an SSD director, assistant superintendent, or cabinet member this school year?**

Responses	Count	%
Yes	8	32%
No	17	68%
<b>Total Responses</b>	<b>25</b>	

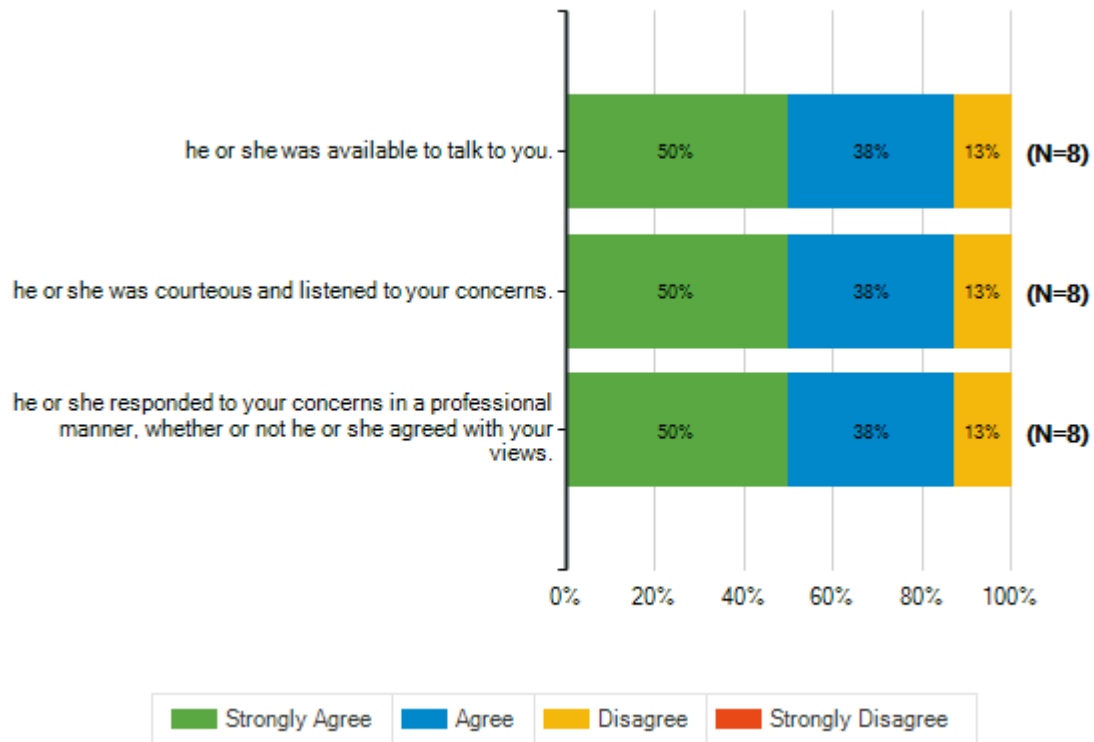




**How strongly do you agree or disagree with the following statements?**

**Q13. When you have had an issue or a concern to discuss with an SSD director, assistant superintendent, or cabinet member ...**

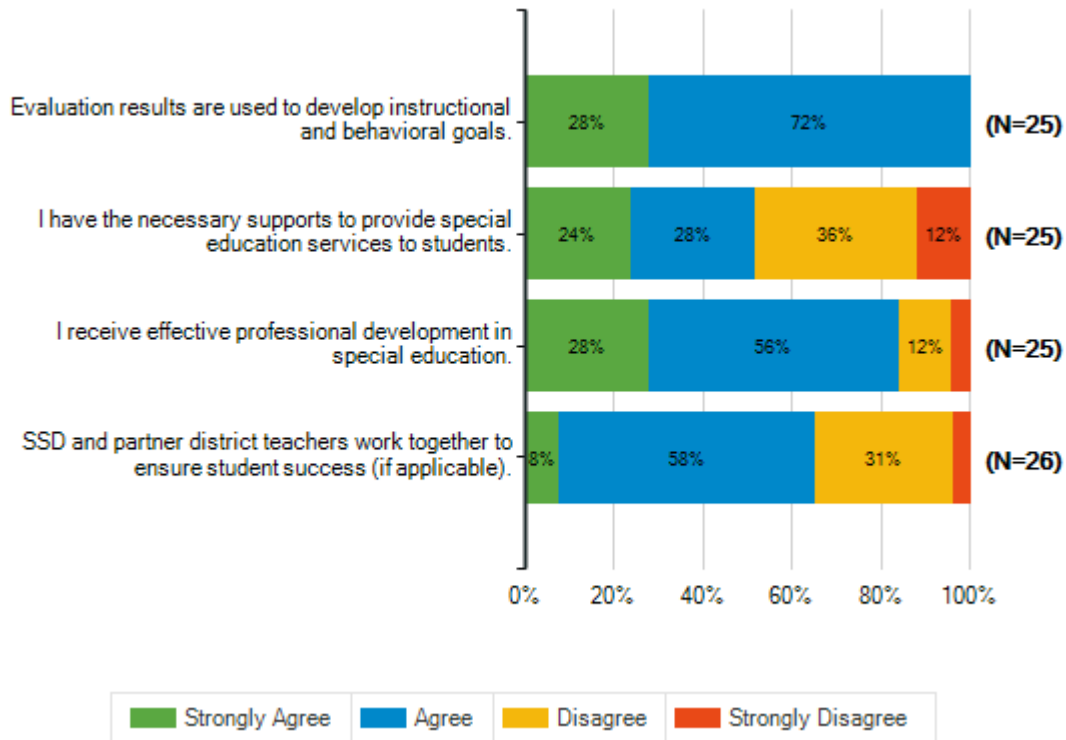
	Strongly Agree	Agree	Disagree	Strongly Disagree	Total Responses
(a) he or she was available to talk to you.	4 50%	3 38%	1 13%	0 0%	8
(b) he or she was courteous and listened to your concerns.	4 50%	3 38%	1 13%	0 0%	8
(c) he or she responded to your concerns in a professional manner, whether or not he or she agreed with your views.	4 50%	3 38%	1 13%	0 0%	8



**Special Education Services**

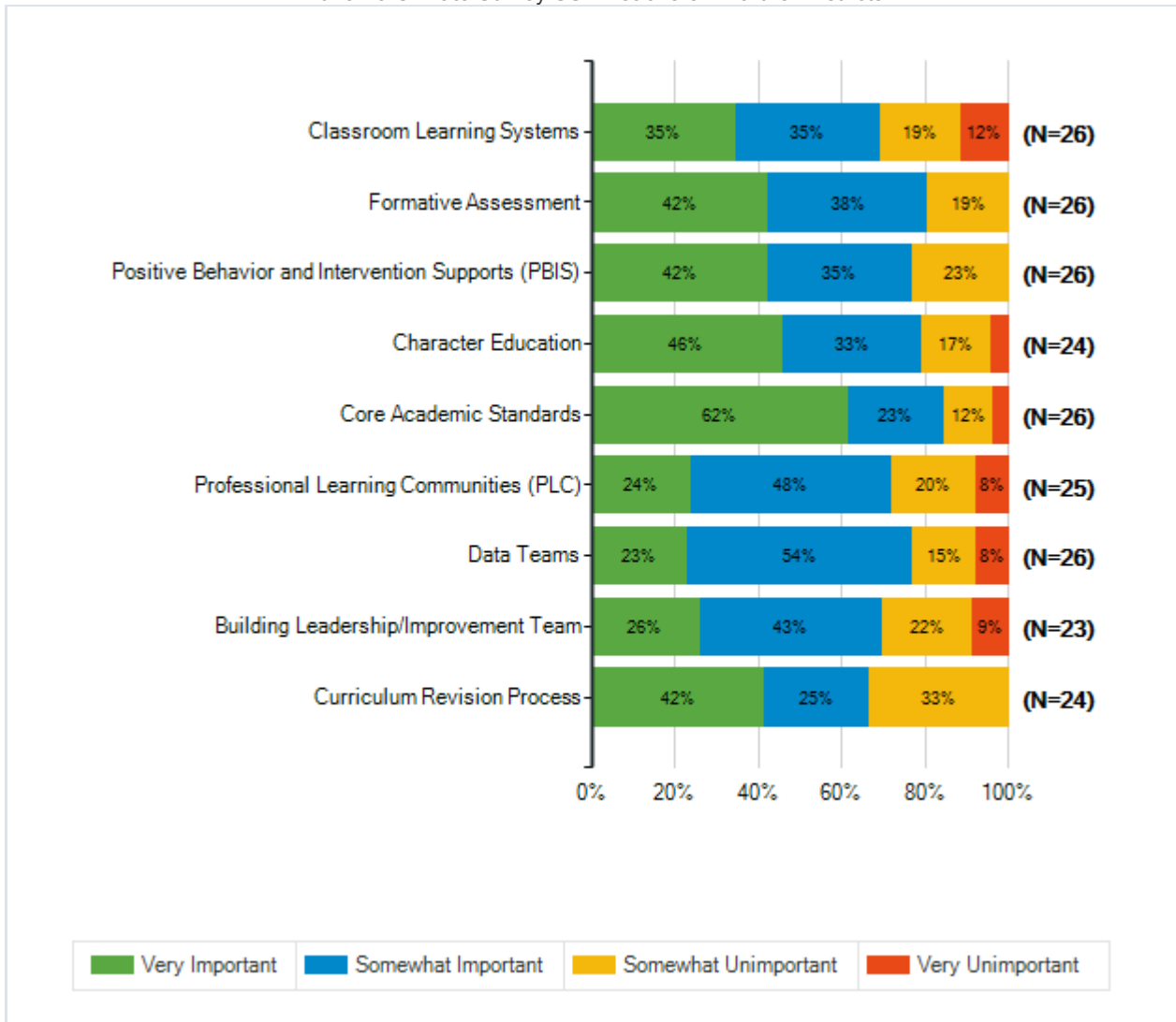
**Q14. How strongly do you agree or disagree with the following statements?**

		<b>Strongly Agree</b>	<b>Agree</b>	<b>Disagree</b>	<b>Strongly Disagree</b>	<b>Total Responses</b>
(a)	Evaluation results are used to develop instructional and behavioral goals.	7 28%	18 72%	0 0%	0 0%	25
(b)	I have the necessary supports to provide special education services to students.	6 24%	7 28%	9 36%	3 12%	25
(c)	I receive effective professional development in special education.	7 28%	14 56%	3 12%	1 4%	25
(d)	SSD and partner district teachers work together to ensure student success (if applicable).	2 8%	15 58%	8 31%	1 4%	26



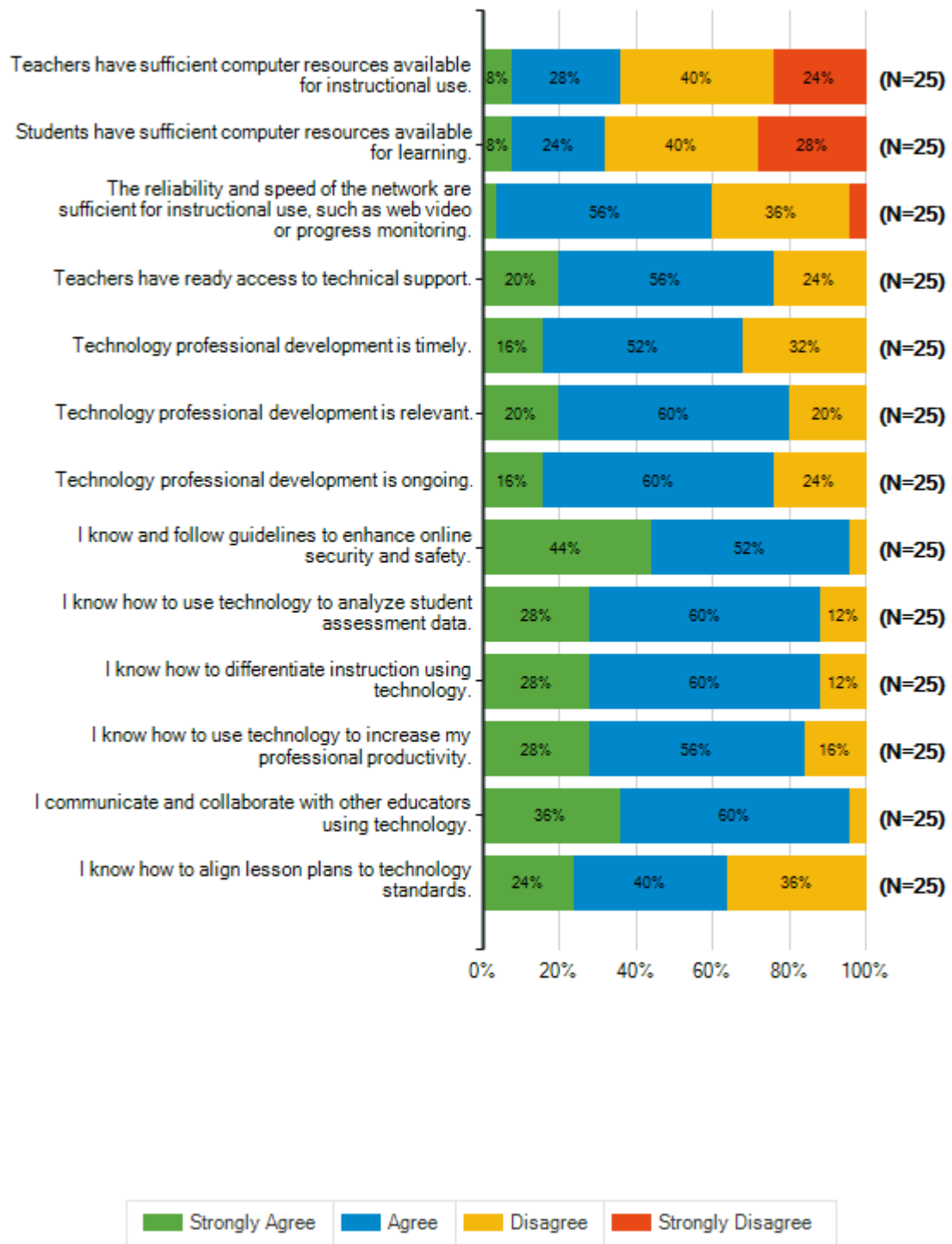
<b>Additional Educational Programs</b>						
<b>Q15. Please rate how important each of the following is to education.(Not applicable responses have been excluded from calculations)</b>						
		<b>Very Important</b>	<b>Somewhat Important</b>	<b>Somewhat Unimportant</b>	<b>Very Unimportant</b>	<b>Total Responses</b>
(a)	Classroom Learning Systems	9 35%	9 35%	5 19%	3 12%	26
(b)	Formative Assessment	11 42%	10 38%	5 19%	0 0%	26
(c)	Positive Behavior and Intervention Supports (PBIS)	11 42%	9 35%	6 23%	0 0%	26
(d)	Character Education	11 46%	8 33%	4 17%	1 4%	24
(e)	Core Academic Standards	16 62%	6 23%	3 12%	1 4%	26
(f)	Professional Learning Communities (PLC)	6 24%	12 48%	5 20%	2 8%	25
(g)	Data Teams	6 23%	14 54%	4 15%	2 8%	26
(h)	Building Leadership/Improvement Team	6 26%	10 43%	5 22%	2 9%	23
(i)	Curriculum Revision Process	10 42%	6 25%	8 33%	0 0%	24

Special School District of St. Louis County  
 2018-19 Climate Survey SSD Teachers – Partner Districts



<b>Technology</b>						
<b>Q16. How strongly do you agree or disagree with the following statements?</b>						
		<b>Strongly Agree</b>	<b>Agree</b>	<b>Disagree</b>	<b>Strongly Disagree</b>	<b>Total Responses</b>
(a)	Teachers have sufficient computer resources available for instructional use.	2 8%	7 28%	10 40%	6 24%	25
(b)	Students have sufficient computer resources available for learning.	2 8%	6 24%	10 40%	7 28%	25
(c)	The reliability and speed of the network are sufficient for instructional use, such as web video or progress monitoring.	1 4%	14 56%	9 36%	1 4%	25
(d)	Teachers have ready access to technical support.	5 20%	14 56%	6 24%	0 0%	25
(e)	Technology professional development is timely.	4 16%	13 52%	8 32%	0 0%	25
(f)	Technology professional development is relevant.	5 20%	15 60%	5 20%	0 0%	25
(g)	Technology professional development is ongoing.	4 16%	15 60%	6 24%	0 0%	25
(h)	I know and follow guidelines to enhance online security and safety.	11 44%	13 52%	1 4%	0 0%	25
(i)	I know how to use technology to analyze student assessment data.	7 28%	15 60%	3 12%	0 0%	25
(j)	I know how to differentiate instruction using technology.	7 28%	15 60%	3 12%	0 0%	25
(k)	I know how to use technology to increase my professional productivity.	7 28%	14 56%	4 16%	0 0%	25
(l)	I communicate and collaborate with other educators using technology.	9 36%	15 60%	1 4%	0 0%	25
(m)	I know how to align lesson plans to technology standards.	6 24%	10 40%	9 36%	0 0%	25

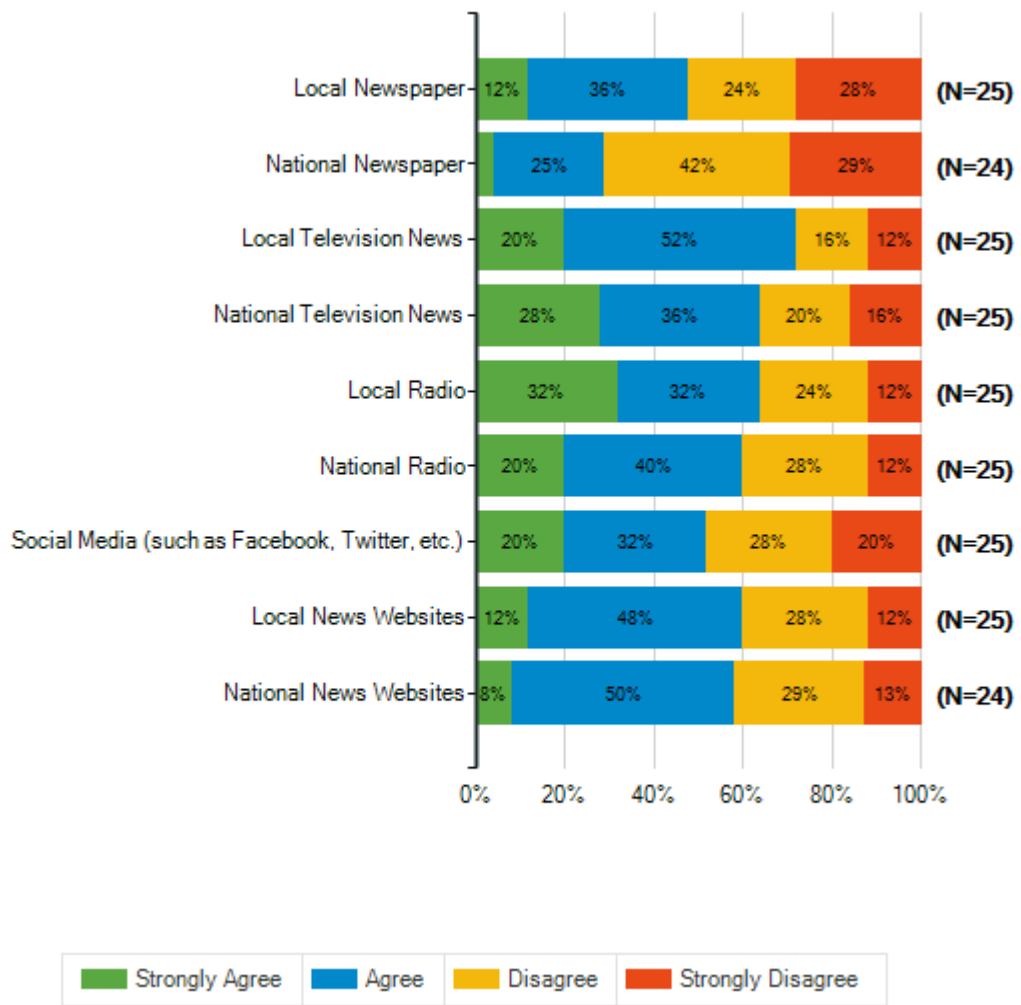
Special School District of St. Louis County  
2018-19 Climate Survey SSD Teachers – Partner Districts



**Q17. Please indicate the extent to which you agree or disagree that you use the following tools to get general information on a daily basis.**

		<b>Strongly Agree</b>	<b>Agree</b>	<b>Disagree</b>	<b>Strongly Disagree</b>	<b>Total Responses</b>
(a)	Local Newspaper	3 12%	9 36%	6 24%	7 28%	25
(b)	National Newspaper	1 4%	6 25%	10 42%	7 29%	24
(c)	Local Television News	5 20%	13 52%	4 16%	3 12%	25
(d)	National Television News	7 28%	9 36%	5 20%	4 16%	25
(e)	Local Radio	8 32%	8 32%	6 24%	3 12%	25
(f)	National Radio	5 20%	10 40%	7 28%	3 12%	25
(g)	Social Media (such as Facebook, Twitter, etc.)	5 20%	8 32%	7 28%	5 20%	25
(h)	Local News Websites	3 12%	12 48%	7 28%	3 12%	25
(i)	National News Websites	2 8%	12 50%	7 29%	3 13%	24

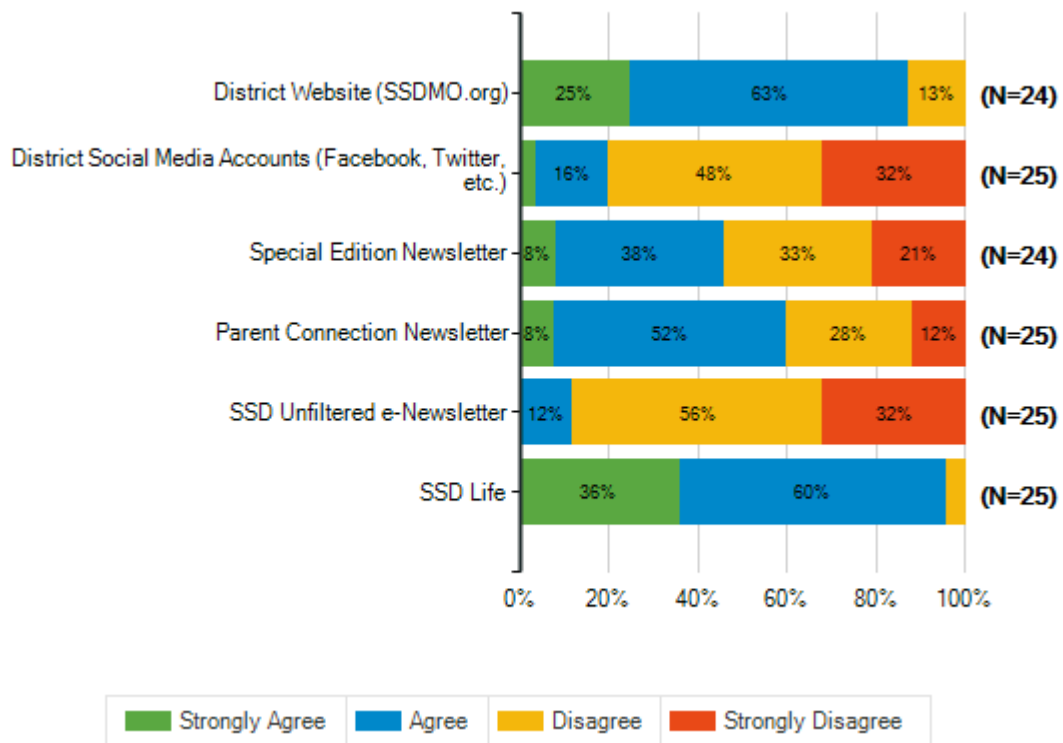
Special School District of St. Louis County  
2018-19 Climate Survey SSD Teachers – Partner Districts





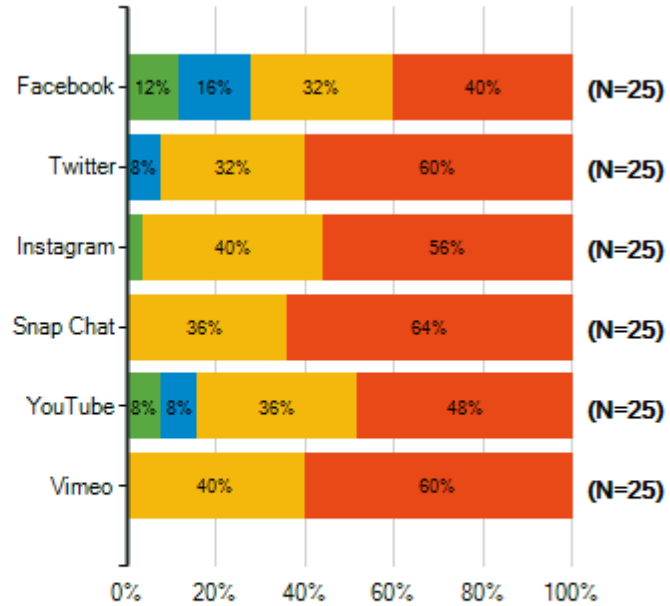
**Q18. Please indicate the extent to which you agree or disagree that you use the following tools to get information about Special School District.**

	Strongly Agree	Agree	Disagree	Strongly Disagree	Total Responses
(a) District Website (SSDMO.org)	6 25%	15 63%	3 13%	0 0%	24
(b) District Social Media Accounts (Facebook, Twitter, etc.)	1 4%	4 16%	12 48%	8 32%	25
(c) Special Edition Newsletter	2 8%	9 38%	8 33%	5 21%	24
(d) Parent Connection Newsletter	2 8%	13 52%	7 28%	3 12%	25
(e) SSD Unfiltered e-Newsletter	0 0%	3 12%	14 56%	8 32%	25
(f) SSD Life	9 36%	15 60%	1 4%	0 0%	25



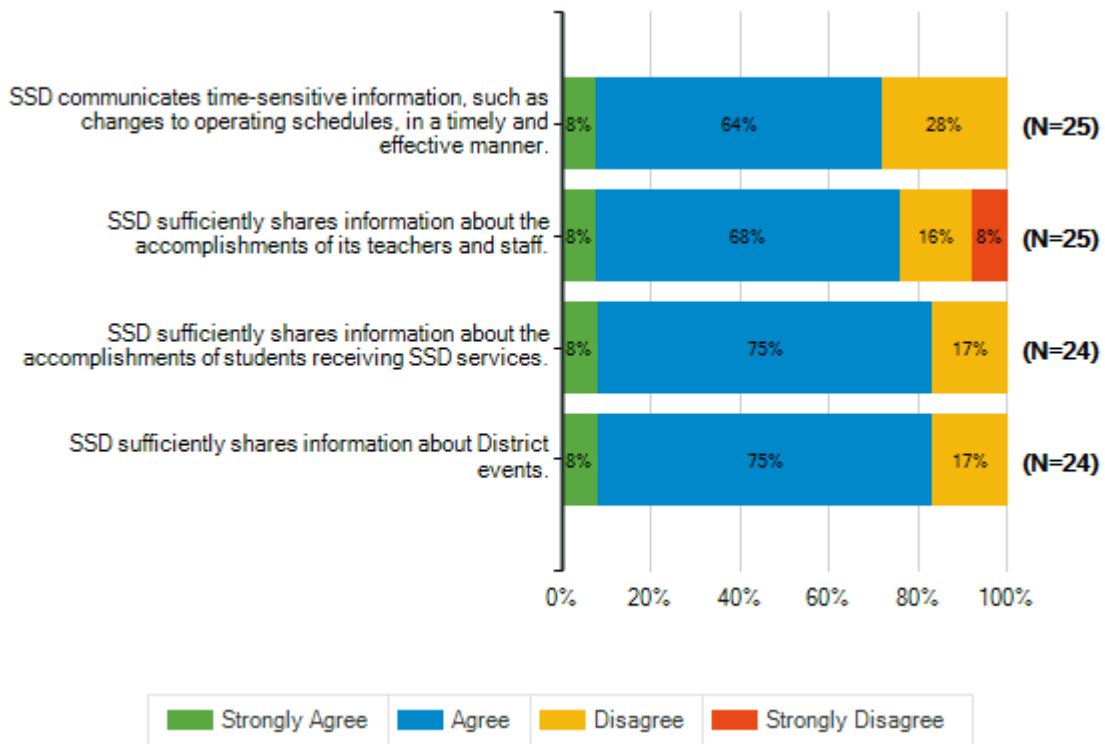
**Q19. Please indicate the extent to which you agree or disagree that you would use the following social media channels to get information about Special School District.**

	Strongly Agree	Agree	Disagree	Strongly Disagree	Total Responses
(a) Facebook	3 12%	4 16%	8 32%	10 40%	25
(b) Twitter	0 0%	2 8%	8 32%	15 60%	25
(c) Instagram	1 4%	0 0%	10 40%	14 56%	25
(d) Snap Chat	0 0%	0 0%	9 36%	16 64%	25
(e) YouTube	2 8%	2 8%	9 36%	12 48%	25
(f) Vimeo	0 0%	0 0%	10 40%	15 60%	25



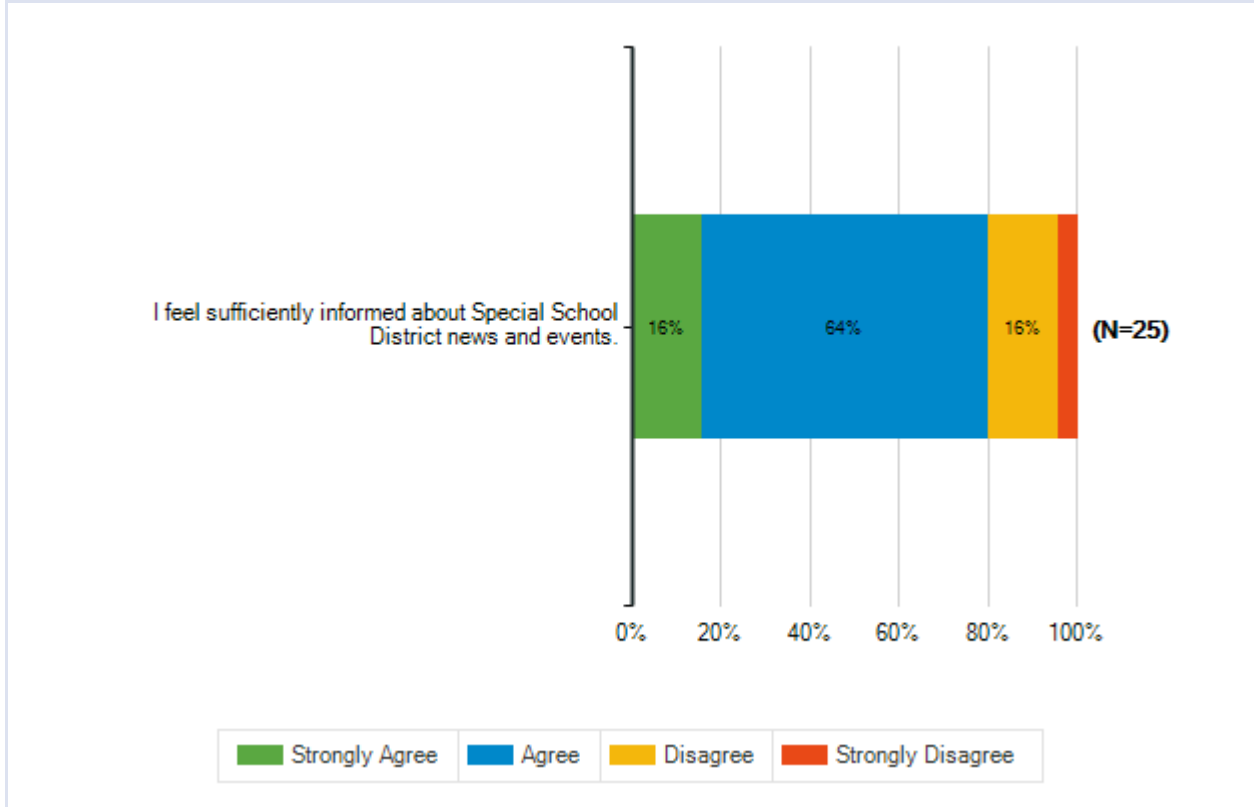
**Q20. Please indicate the extent to which you agree or disagree with each of the following statements.**

		<b>Strongly Agree</b>	<b>Agree</b>	<b>Disagree</b>	<b>Strongly Disagree</b>	<b>Total Responses</b>
(a)	SSD communicates time-sensitive information, such as changes to operating schedules, in a timely and effective manner.	2 8%	16 64%	7 28%	0 0%	25
(b)	SSD sufficiently shares information about the accomplishments of its teachers and staff.	2 8%	17 68%	4 16%	2 8%	25
(c)	SSD sufficiently shares information about the accomplishments of students receiving SSD services.	2 8%	18 75%	4 17%	0 0%	24
(d)	SSD sufficiently shares information about District events.	2 8%	18 75%	4 17%	0 0%	24



**Q21. Please indicate the extent to which you agree or disagree with the following statement.**

		Strongly Agree	Agree	Disagree	Strongly Disagree	Total Responses
(a)	I feel sufficiently informed about Special School District news and events.	4 16%	16 64%	4 16%	1 4%	25



**Q23. What grade would you give SSD for how well it is meeting the needs of its students?**

Responses	Count	%
A	4	16%
B	14	56%
C	7	28%
D	0	0%
F	0	0%
<b>Total Responses</b>	<b>25</b>	

