

2018-2019 Climate Survey

SSD Teachers Partner Districts

Survey Results

Overall Report

Special School District of St. Louis County
February 19 - March 15, 2019



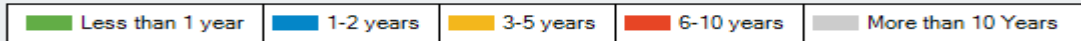
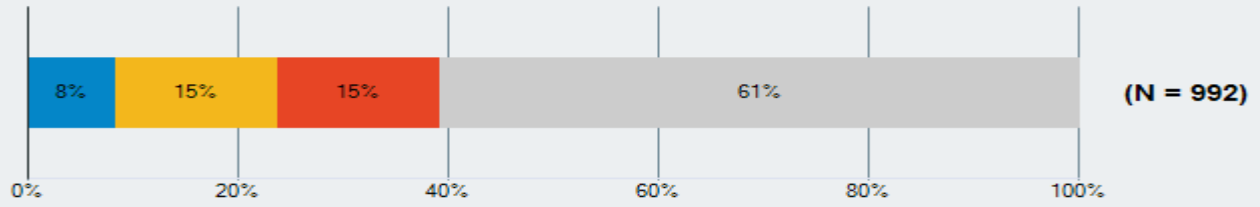
2018-2019 Teachers at Partner Dist - School Climate Survey

Report Title:
Survey Title: 2018-2019 Teachers at Partner Dist - School Climate Survey
Report Type: Advanced Frequency
Start Date: 20-Feb-19
End Date: 15-Mar-19
Data Sources
Data Source 1: Single-Use Link Invitations Delivered: 2,124 Responses Received: 992 Response Rate: 46.70%
Total Number of Responses in This Report: 992

Data Sources Selected
Single-Use Link

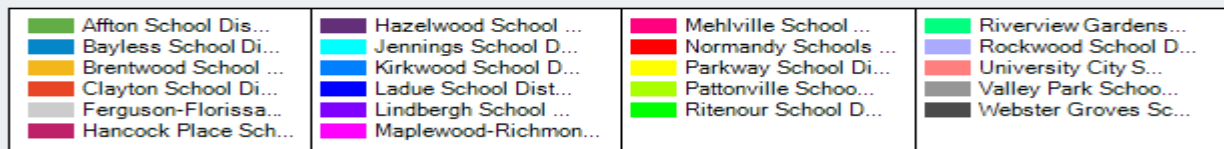
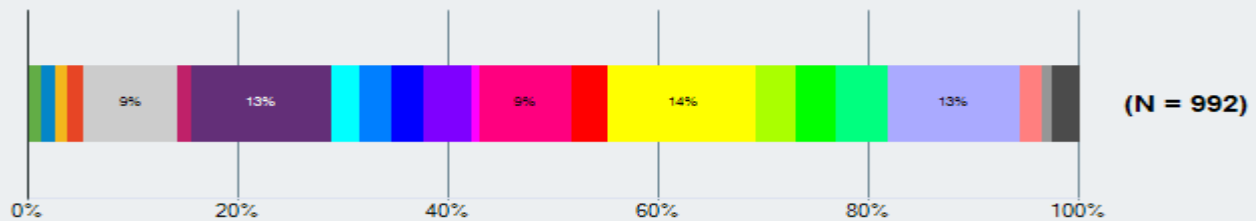
2018-2019 Teachers at Partner Dist - School Climate Survey

Q 1 Years of Service		
Responses	Count	%
Less than 1 year	1	0%
1-2 years	82	8%
3-5 years	153	15%
6-10 years	153	15%
More than 10 Years	603	61%
Total Responses	992	



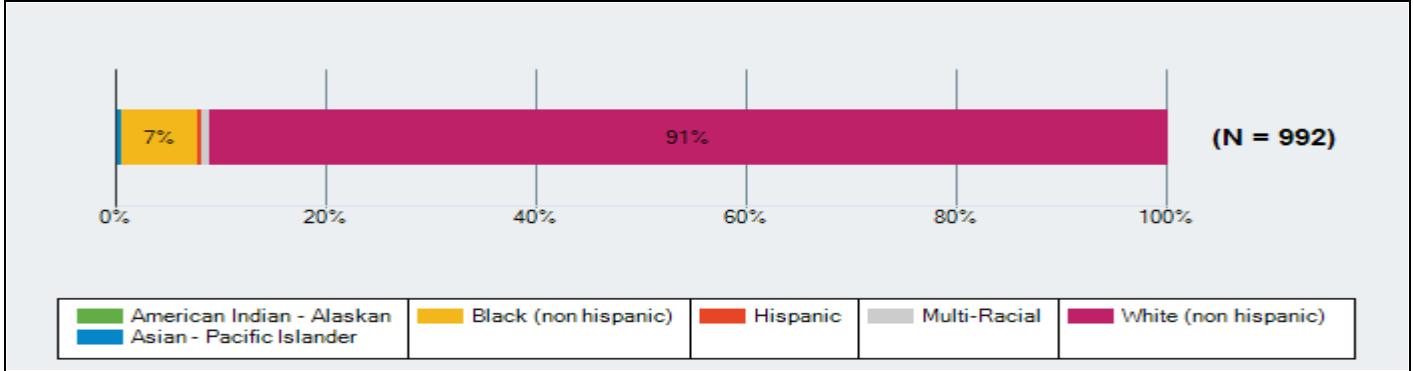
2018-2019 Teachers at Partner Dist - School Climate Survey

Q 2 Partner District		
Responses	Count	%
Aftton School District	14	1%
Bayless School District	12	1%
Brentwood School District	12	1%
Clayton School District	15	2%
Ferguson-Florissant School District	89	9%
Hancock Place School District	13	1%
Hazelwood School District	132	13%
Jennings School District	26	3%
Kirkwood School District	30	3%
Ladue School District	31	3%
Lindbergh School District	46	5%
Maplewood-Richmond Hts School District	7	1%
Mehlville School District	86	9%
Normandy Schools Collaborative	35	4%
Parkway School District	140	14%
Pattonville School District	37	4%
Ritenour School District	38	4%
Riverview Gardens School District	49	5%
Rockwood School District	124	13%
University City School District	22	2%
Valley Park School District	8	1%
Webster Groves School District	26	3%
Total Responses	992	



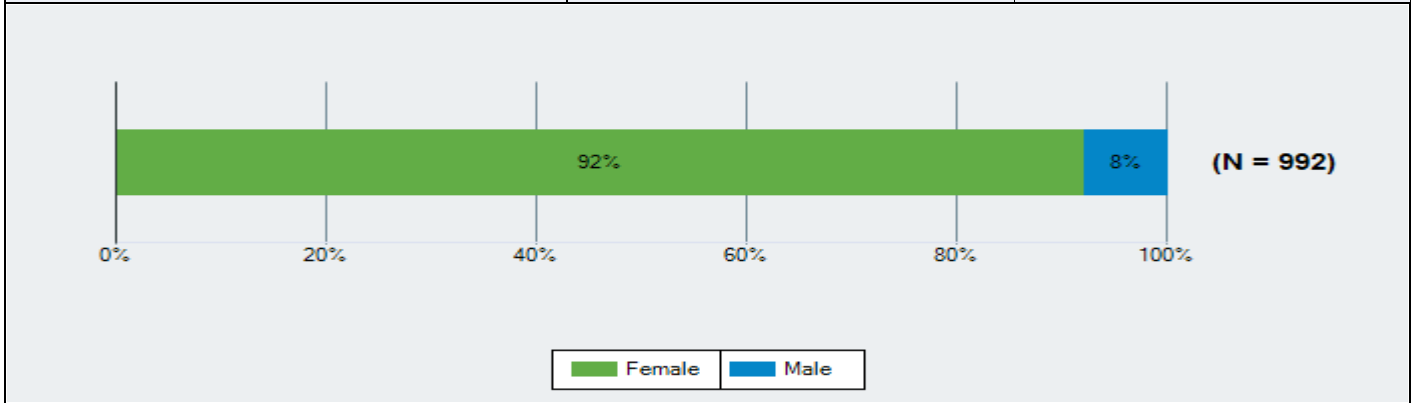
2018-2019 Teachers at Partner Dist - School Climate Survey

Q 3 Race/Ethnicity		
Responses	Count	%
American Indian - Alaskan	3	0%
Asian - Pacific Islander	3	0%
Black (non hispanic)	71	7%
Hispanic	4	0%
Multi-Racial	8	1%
White (non hispanic)	903	91%
Total Responses	992	



2018-2019 Teachers at Partner Dist - School Climate Survey

Q 4 Gender		
Responses	Count	%
Female	914	92%
Male	78	8%
Total Responses	992	



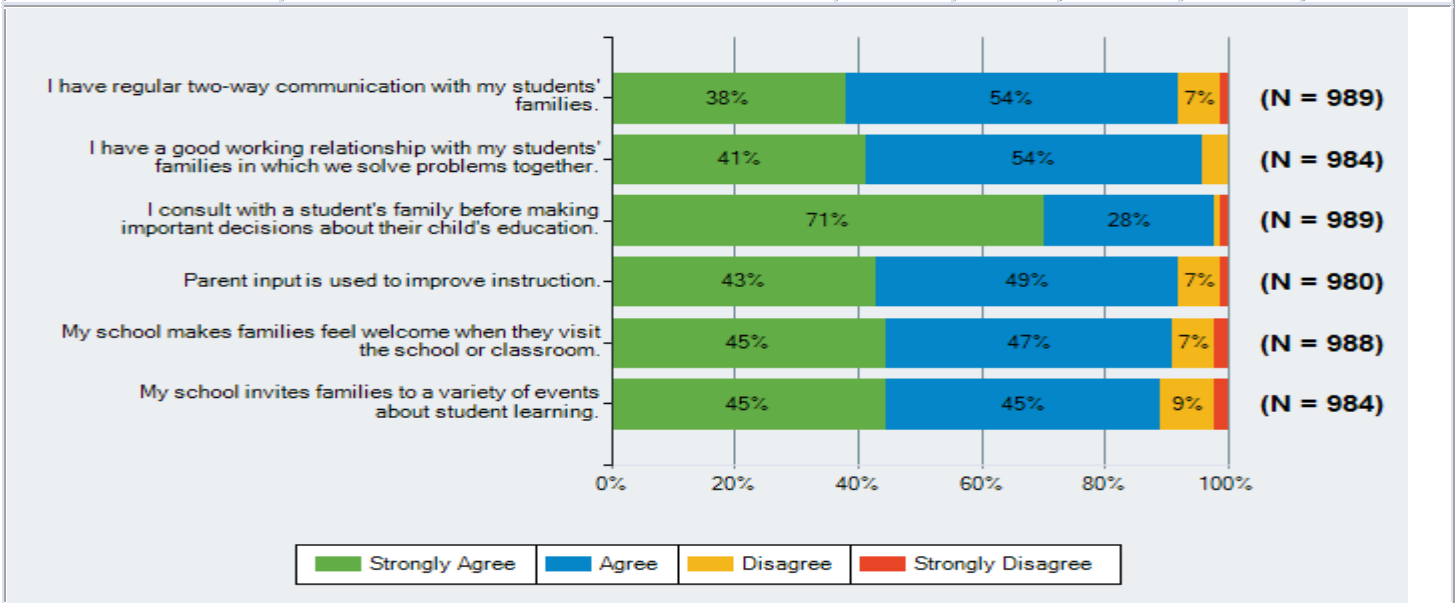
2018-2019 Teachers at Partner Dist - School Climate Survey

Parent and Family Engagement

Below are statements about parent and family engagement. As you respond, please think about your experiences this school year.

Q5. How strongly do you agree or disagree with the following statements?

		Strongly Agree	Agree	Disagree	Strongly Disagree	Total Responses
(a)	I have regular two-way communication with my students' families.	371 38%	536 54%	74 7%	8 1%	989
(b)	I have a good working relationship with my students' families in which we solve problems together.	407 41%	529 54%	44 4%	4 0%	984
(c)	I consult with a student's family before making important decisions about their child's education.	700 71%	273 28%	10 1%	6 1%	989
(d)	Parent input is used to improve instruction.	422 43%	485 49%	66 7%	7 1%	980
(e)	My school makes families feel welcome when they visit the school or classroom.	442 45%	462 47%	67 7%	17 2%	988
(f)	My school invites families to a variety of events about student learning.	440 45%	438 45%	85 9%	21 2%	984



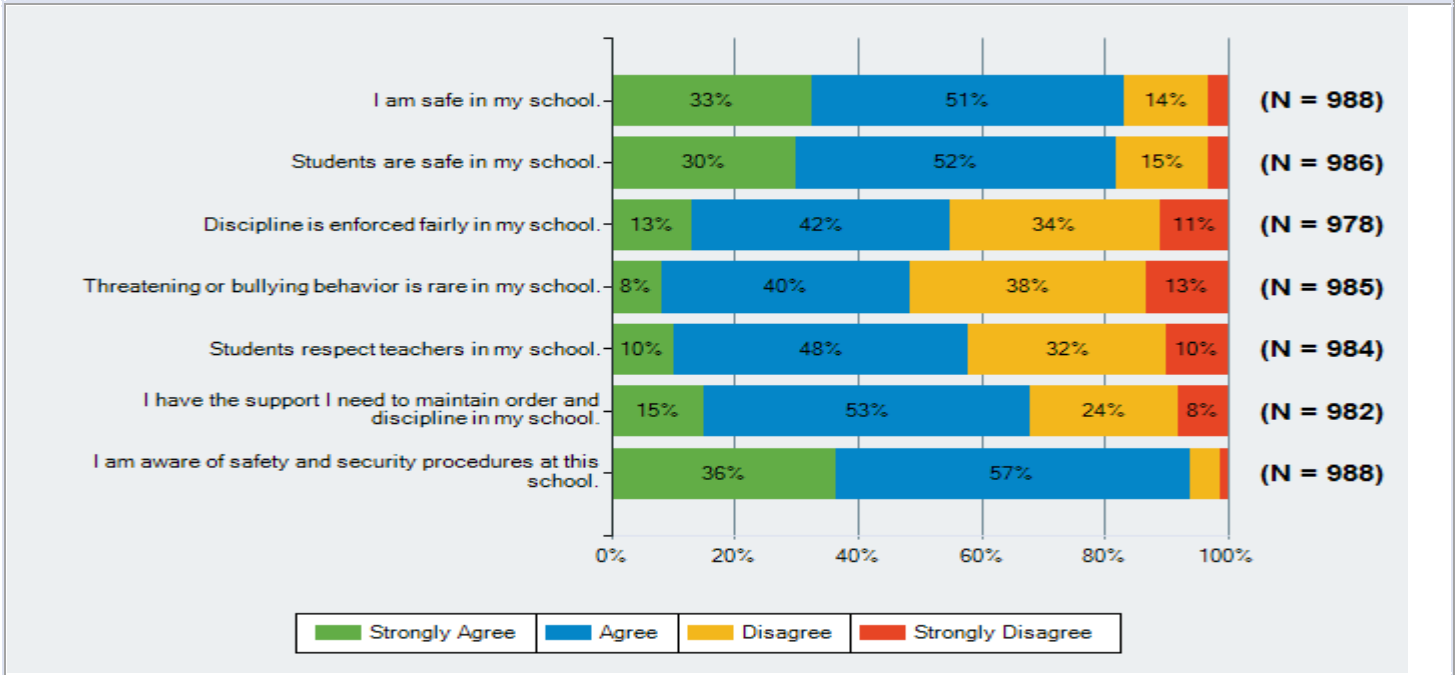
2018-2019 Teachers at Partner Dist - School Climate Survey

Safety and Behavior

Below are statements about safety and behavior. As you respond, please think about your experiences this school year.

Q6. How strongly do you agree or disagree with the following statements?

		Strongly Agree	Agree	Disagree	Strongly Disagree	Total Responses
(a)	I am safe in my school.	326 33%	499 51%	134 14%	29 3%	988
(b)	Students are safe in my school.	296 30%	508 52%	152 15%	30 3%	986
(c)	Discipline is enforced fairly in my school.	128 13%	413 42%	330 34%	107 11%	978
(d)	Threatening or bullying behavior is rare in my school.	77 8%	398 40%	378 38%	132 13%	985
(e)	Students respect teachers in my school.	100 10%	470 48%	313 32%	101 10%	984
(f)	I have the support I need to maintain order and discipline in my school.	143 15%	519 53%	237 24%	83 8%	982
(g)	I am aware of safety and security procedures at this school.	359 36%	566 57%	54 5%	9 1%	988

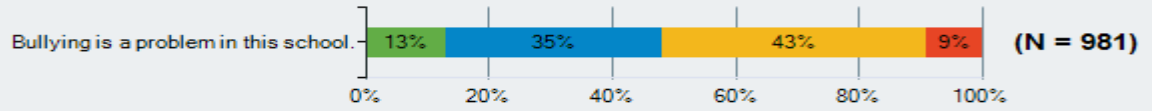


2018-2019 Teachers at Partner Dist - School Climate Survey

Safety and Behavior

Q7. How strongly do you agree or disagree with the following statement?

		Strongly Agree	Agree	Disagree	Strongly Disagree	Total Responses
(a)	Bullying is a problem in this school.	129 13%	347 35%	418 43%	87 9%	981

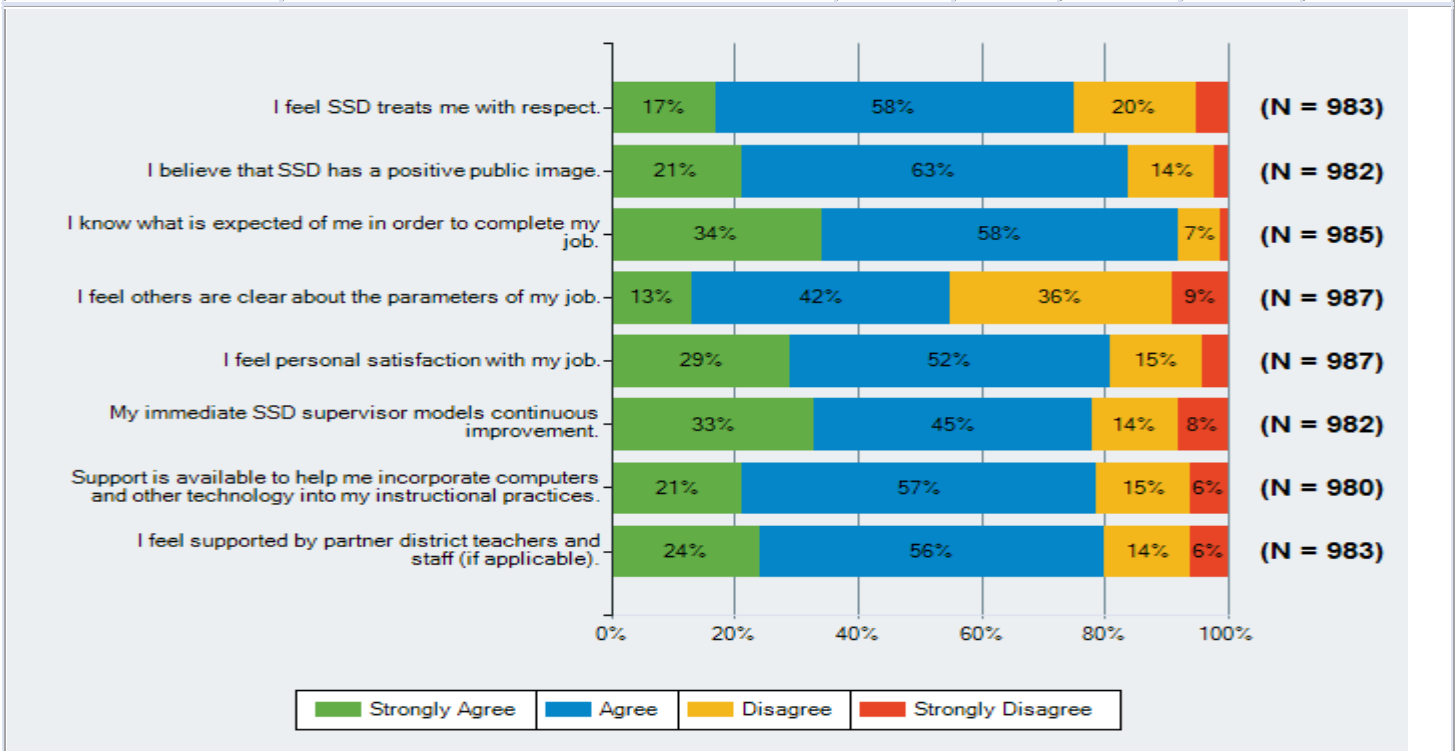


2018-2019 Teachers at Partner Dist - School Climate Survey

Job Satisfaction

Q8. How strongly do you agree or disagree with the following statements?

		Strongly Agree	Agree	Disagree	Strongly Disagree	Total Responses
(a)	I feel SSD treats me with respect.	172 17%	566 58%	198 20%	47 5%	983
(b)	I believe that SSD has a positive public image.	209 21%	616 63%	141 14%	16 2%	982
(c)	I know what is expected of me in order to complete my job.	332 34%	574 58%	65 7%	14 1%	985
(d)	I feel others are clear about the parameters of my job.	130 13%	418 42%	354 36%	85 9%	987
(e)	I feel personal satisfaction with my job.	282 29%	511 52%	151 15%	43 4%	987
(f)	My immediate SSD supervisor models continuous improvement.	322 33%	438 45%	141 14%	81 8%	982
(g)	Support is available to help me incorporate computers and other technology into my instructional practices.	210 21%	560 57%	147 15%	63 6%	980
(h)	I feel supported by partner district teachers and staff (if applicable).	236 24%	549 56%	141 14%	57 6%	983

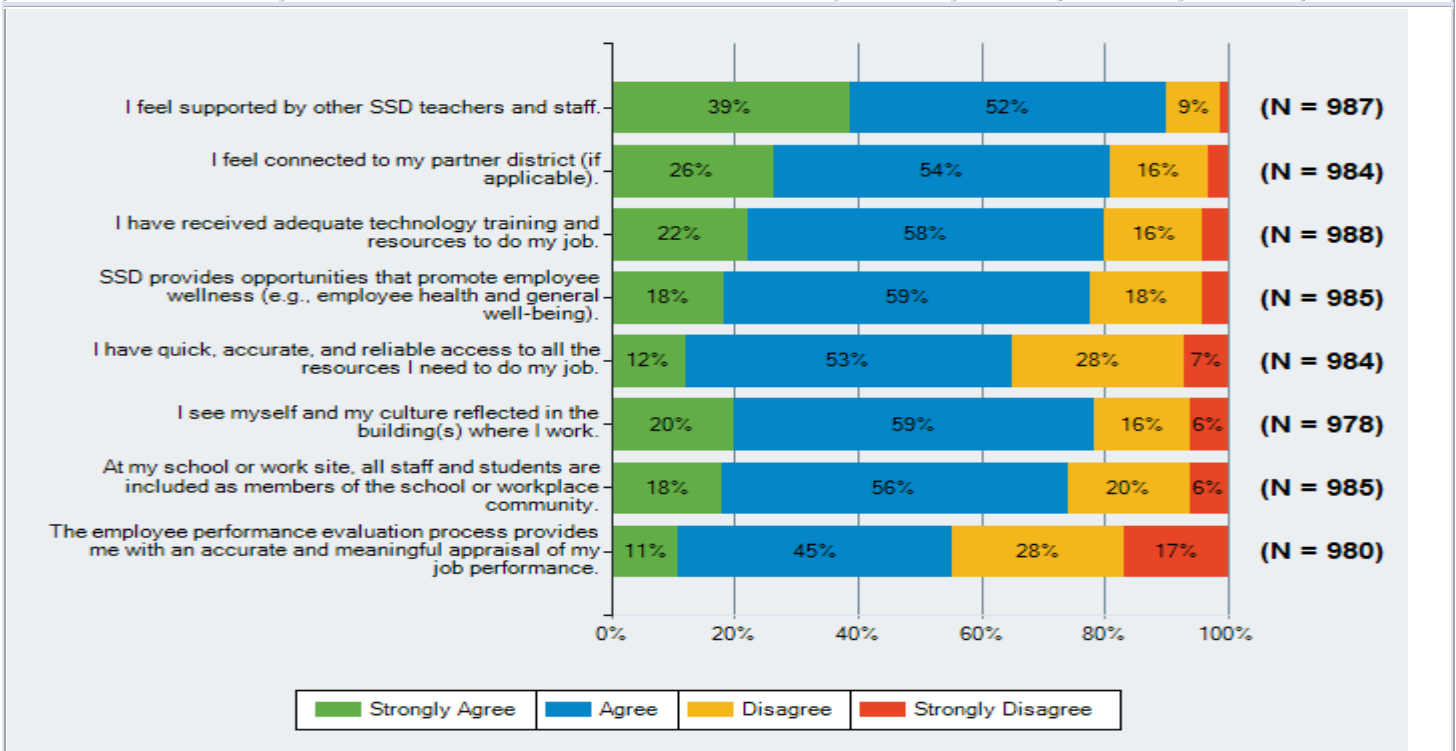


2018-2019 Teachers at Partner Dist - School Climate Survey

Job Satisfaction (Continued)

Q9. How strongly do you agree or disagree with the following statements?

		Strongly Agree	Agree	Disagree	Strongly Disagree	Total Responses
(a)	I feel supported by other SSD teachers and staff.	380 39%	509 52%	84 9%	14 1%	987
(b)	I feel connected to my partner district (if applicable).	255 26%	534 54%	162 16%	33 3%	984
(c)	I have received adequate technology training and resources to do my job.	221 22%	570 58%	155 16%	42 4%	988
(d)	SSD provides opportunities that promote employee wellness (e.g., employee health and general well-being).	177 18%	586 59%	179 18%	43 4%	985
(e)	I have quick, accurate, and reliable access to all the resources I need to do my job.	122 12%	521 53%	271 28%	70 7%	984
(f)	I see myself and my culture reflected in the building(s) where I work.	194 20%	576 59%	154 16%	54 6%	978
(g)	At my school or work site, all staff and students are included as members of the school or workplace community.	180 18%	548 56%	201 20%	56 6%	985
(h)	The employee performance evaluation process provides me with an accurate and meaningful appraisal of my job performance.	104 11%	437 45%	275 28%	164 17%	980

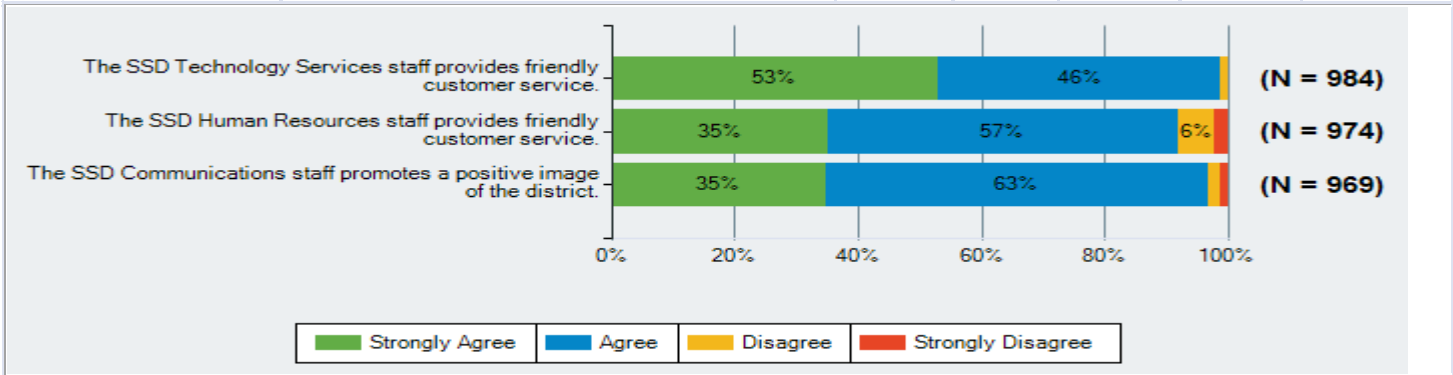


2018-2019 Teachers at Partner Dist - School Climate Survey

Satisfaction With SSD Support Departments

Q10. How strongly do you agree or disagree with the following statements?

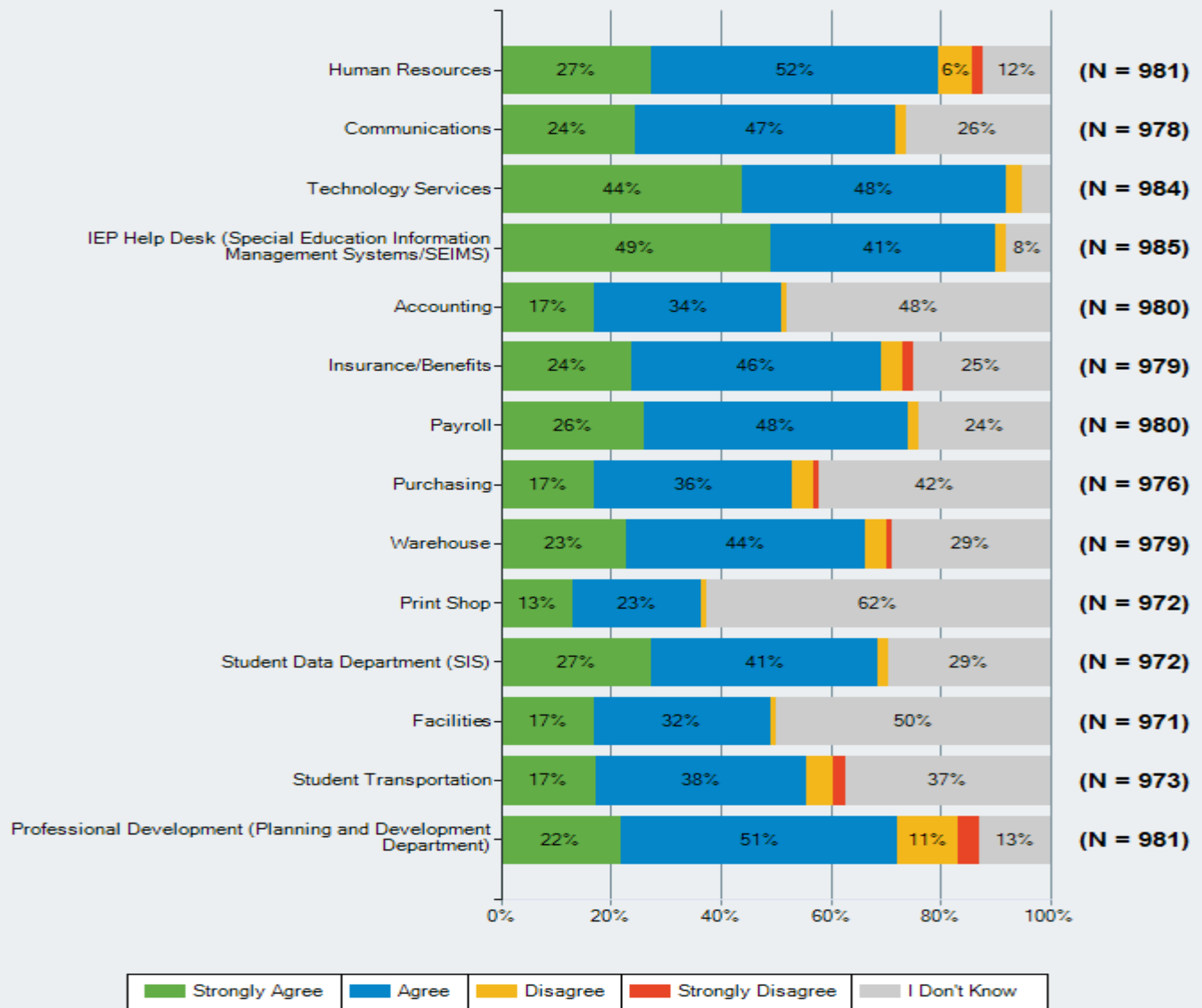
		Strongly Agree	Agree	Disagree	Strongly Disagree	Total Responses
(a)	The SSD Technology Services staff provides friendly customer service.	517 53%	453 46%	12 1%	2 0%	984
(b)	The SSD Human Resources staff provides friendly customer service.	340 35%	557 57%	61 6%	16 2%	974
(c)	The SSD Communications staff promotes a positive image of the district.	335 35%	606 63%	22 2%	6 1%	969



2018-2019 Teachers at Partner Dist - School Climate Survey

I am satisfied with the service provided by the following SSD departments:							
Q11.							
		Strongly Agree	Agree	Disagree	Strongly Disagree	I Don't Know	Total Responses
(a)	Human Resources	264 27%	514 52%	61 6%	24 2%	118 12%	981
(b)	Communications	239 24%	461 47%	22 2%	2 0%	254 26%	978
(c)	Technology Services	437 44%	471 48%	27 3%	2 0%	47 5%	984
(d)	IEP Help Desk (Special Education Information Management Systems/SEIMS)	479 49%	404 41%	18 2%	4 0%	80 8%	985
(e)	Accounting	170 17%	329 34%	7 1%	2 0%	472 48%	980
(f)	Insurance/Benefits	234 24%	448 46%	36 4%	16 2%	245 25%	979
(g)	Payroll	252 26%	472 48%	19 2%	3 0%	234 24%	980
(h)	Purchasing	167 17%	356 36%	35 4%	8 1%	410 42%	976
(i)	Warehouse	223 23%	426 44%	37 4%	5 1%	288 29%	979
(j)	Print Shop	130 13%	220 23%	12 1%	3 0%	607 62%	972
(k)	Student Data Department (SIS)	262 27%	400 41%	24 2%	4 0%	282 29%	972
(l)	Facilities	165 17%	306 32%	11 1%	4 0%	485 50%	971
(m)	Student Transportation	169 17%	368 38%	53 5%	20 2%	363 37%	973
(n)	Professional Development (Planning and Development Department)	211 22%	498 51%	107 11%	37 4%	128 13%	981

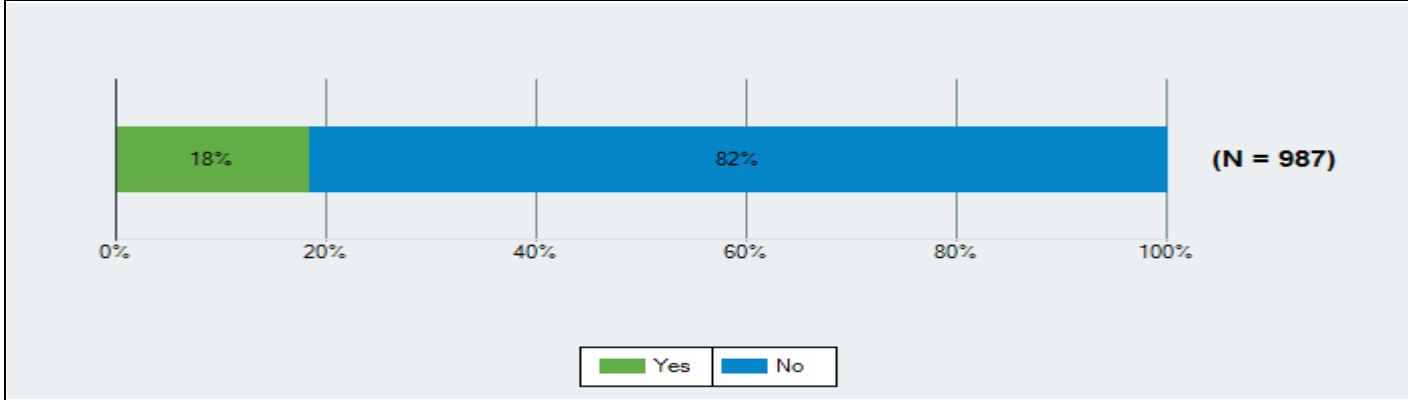
2018-2019 Teachers at Partner Dist - School Climate Survey



2018-2019 Teachers at Partner Dist - School Climate Survey

Q 12 Have you had an issue or concern to discuss with an SSD director, assistant superintendent, or cabinet member this school year?

Responses	Count	%
Yes	182	18%
No	805	82%
Total Responses	987	



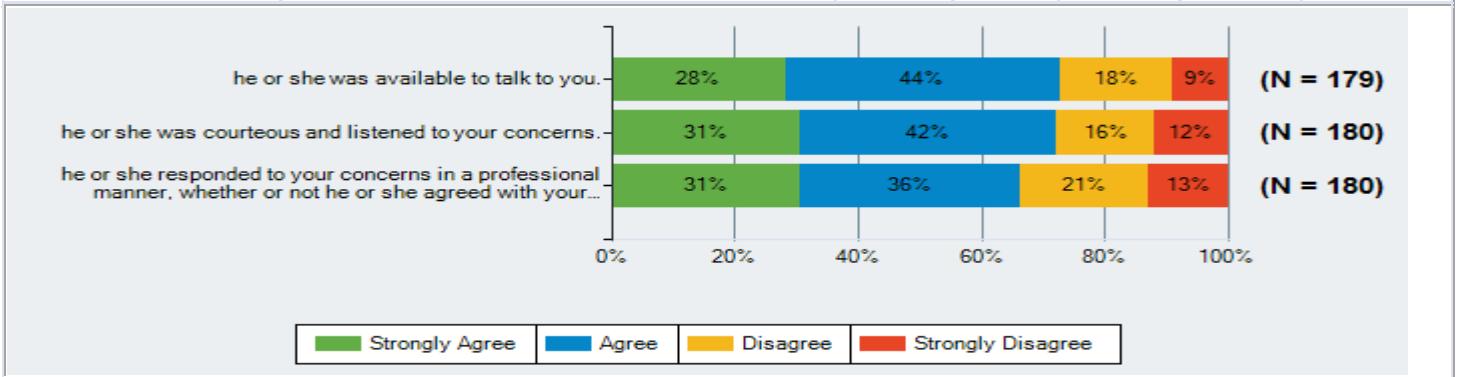
2018-2019 Teachers at Partner Dist - School Climate Survey

How strongly do you agree or disagree with the following statements?

When you have had an issue or a concern to discuss with an SSD director, assistant superintendent, or cabinet member ...

Q13.

		Strongly Agree	Agree	Disagree	Strongly Disagree	Total Responses
(a)	he or she was available to talk to you.	50 28%	79 44%	33 18%	17 9%	179
(b)	he or she was courteous and listened to your concerns.	55 31%	76 42%	28 16%	21 12%	180
(c)	he or she responded to your concerns in a professional manner, whether or not he or she agreed with your views.	55 31%	64 36%	37 21%	24 13%	180



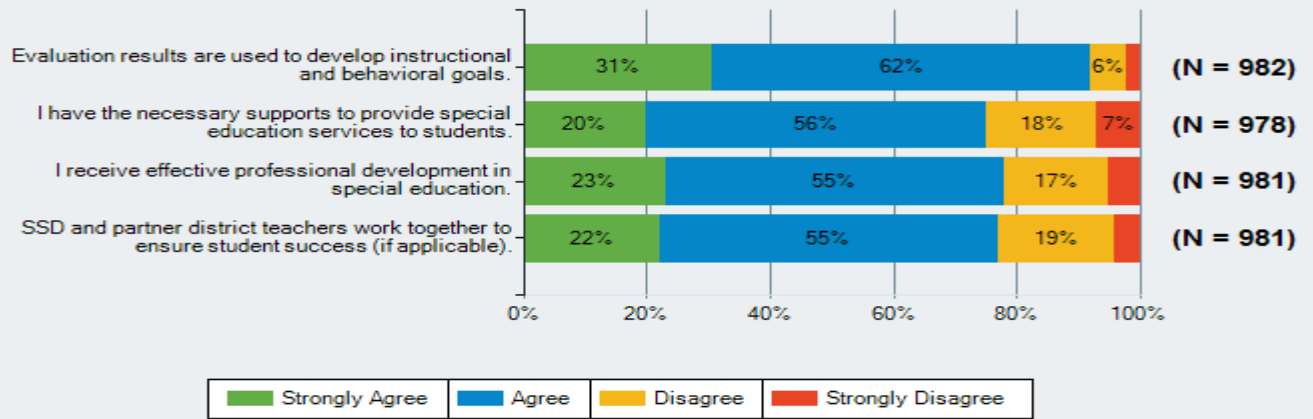
Special Education Services

Below are statements about special education services. As you respond, please think about your experiences this school year.

Q14. How strongly do you agree or disagree with the following statements?

		Strongly Agree	Agree	Disagree	Strongly Disagree	Total Responses
(a)	Evaluation results are used to develop instructional and behavioral goals.	303 31%	607 62%	56 6%	16 2%	982
(b)	I have the necessary supports to provide special education services to students.	198 20%	543 56%	172 18%	65 7%	978
(c)	I receive effective professional development in special education.	226 23%	537 55%	170 17%	48 5%	981
(d)	SSD and partner district teachers work together to ensure student success (if applicable).	213 22%	536 55%	188 19%	44 4%	981

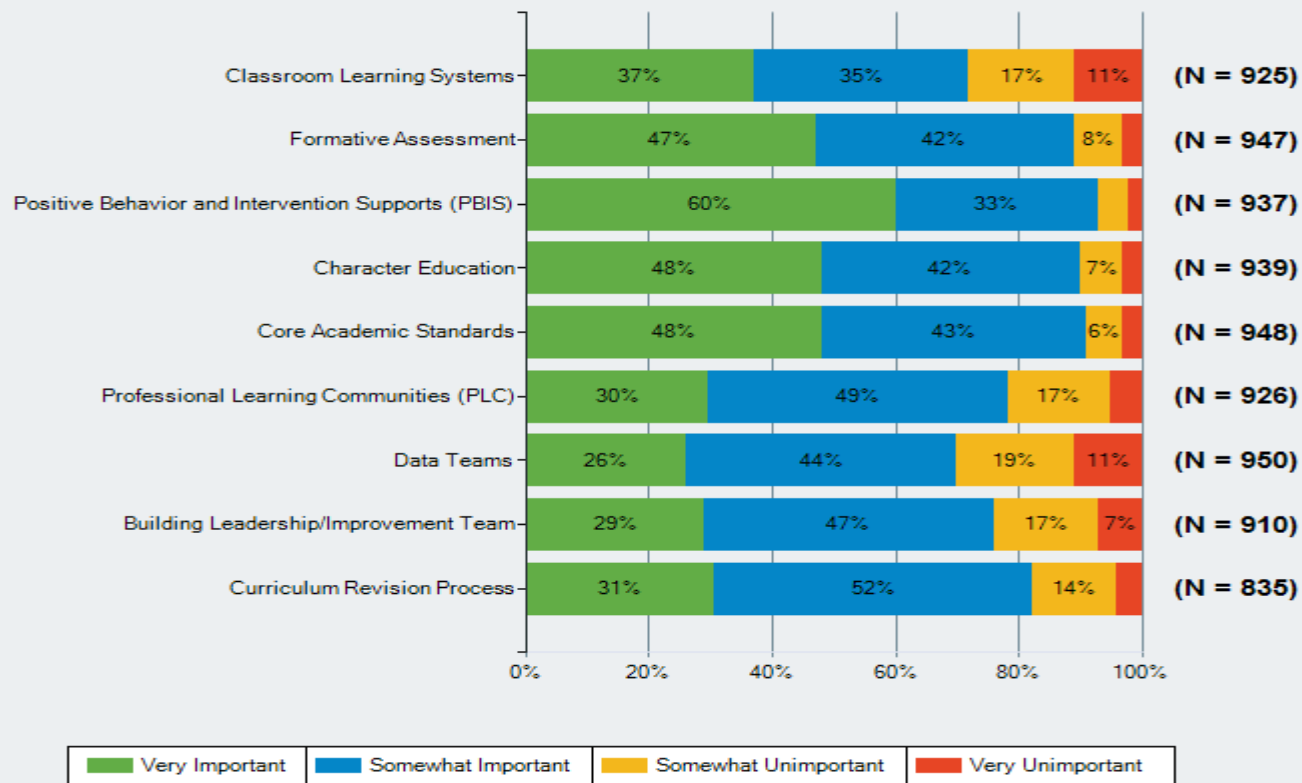
2018-2019 Teachers at Partner Dist - School Climate Survey



2018-2019 Teachers at Partner Dist - School Climate Survey

Additional Educational Programs						
Q15. Please rate how important each of the following is to education.						
(Not applicable responses have been excluded from calculations)						
		Very Important	Somewhat Important	Somewhat Unimportant	Very Unimportant	Total Responses
(a)	Classroom Learning Systems	342 37%	320 35%	160 17%	103 11%	925
(b)	Formative Assessment	445 47%	399 42%	79 8%	24 3%	947
(c)	Positive Behavior and Intervention Supports (PBIS)	561 60%	310 33%	46 5%	20 2%	937
(d)	Character Education	452 48%	394 42%	65 7%	28 3%	939
(e)	Core Academic Standards	453 48%	409 43%	59 6%	27 3%	948
(f)	Professional Learning Communities (PLC)	275 30%	451 49%	156 17%	44 5%	926
(g)	Data Teams	245 26%	419 44%	178 19%	108 11%	950
(h)	Building Leadership/Improvement Team	261 29%	432 47%	155 17%	62 7%	910
(i)	Curriculum Revision Process	258 31%	431 52%	114 14%	32 4%	835

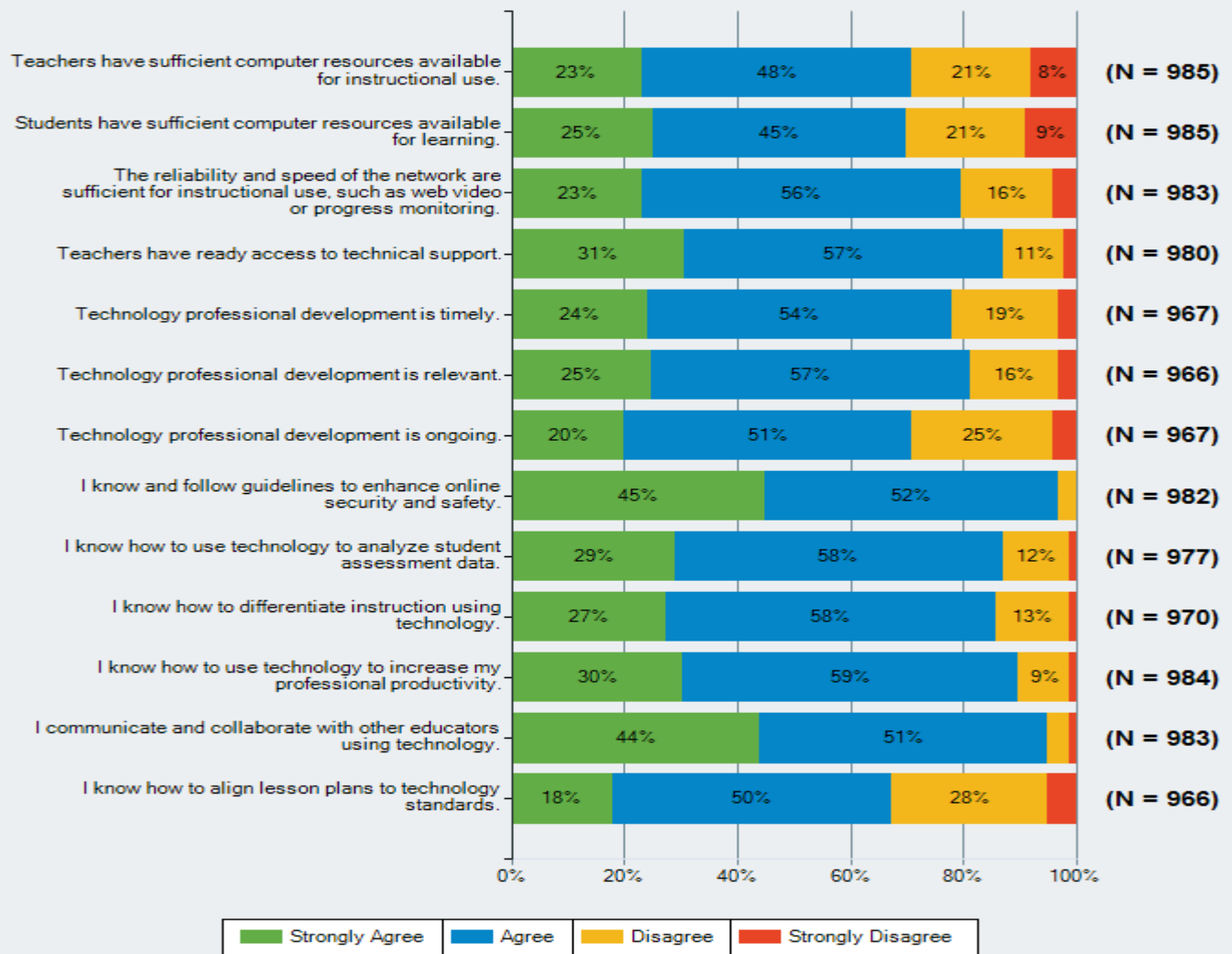
2018-2019 Teachers at Partner Dist - School Climate Survey



2018-2019 Teachers at Partner Dist - School Climate Survey

Technology						
Q16. How strongly do you agree or disagree with the following statements?						
		Strongly Agree	Agree	Disagree	Strongly Disagree	Total Responses
(a)	Teachers have sufficient computer resources available for instructional use.	230 23%	469 48%	205 21%	81 8%	985
(b)	Students have sufficient computer resources available for learning.	249 25%	443 45%	202 21%	91 9%	985
(c)	The reliability and speed of the network are sufficient for instructional use, such as web video or progress monitoring.	230 23%	550 56%	161 16%	42 4%	983
(d)	Teachers have ready access to technical support.	303 31%	556 57%	104 11%	17 2%	980
(e)	Technology professional development is timely.	230 24%	524 54%	184 19%	29 3%	967
(f)	Technology professional development is relevant.	237 25%	553 57%	151 16%	25 3%	966
(g)	Technology professional development is ongoing.	194 20%	493 51%	243 25%	37 4%	967
(h)	I know and follow guidelines to enhance online security and safety.	445 45%	506 52%	28 3%	3 0%	982
(i)	I know how to use technology to analyze student assessment data.	287 29%	562 58%	117 12%	11 1%	977
(j)	I know how to differentiate instruction using technology.	265 27%	561 58%	130 13%	14 1%	970
(k)	I know how to use technology to increase my professional productivity.	300 30%	583 59%	88 9%	13 1%	984
(l)	I communicate and collaborate with other educators using technology.	437 44%	500 51%	41 4%	5 1%	983
(m)	I know how to align lesson plans to technology standards.	173 18%	481 50%	266 28%	46 5%	966

2018-2019 Teachers at Partner Dist - School Climate Survey

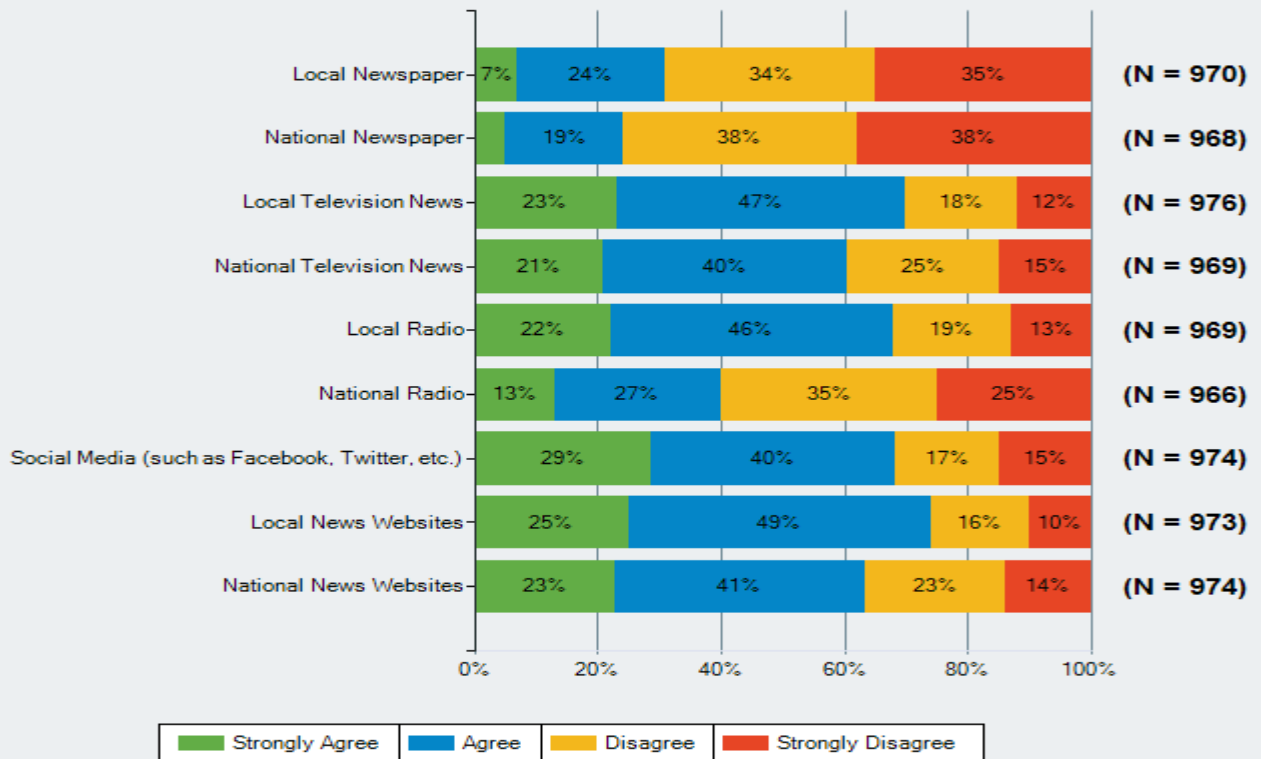


2018-2019 Teachers at Partner Dist - School Climate Survey

Please indicate the extent to which you agree or disagree that you use the following tools to get general information on a daily basis.

Q17.						
		Strongly Agree	Agree	Disagree	Strongly Disagree	Total Responses
(a)	Local Newspaper	71 7%	235 24%	325 34%	339 35%	970
(b)	National Newspaper	45 5%	185 19%	367 38%	371 38%	968
(c)	Local Television News	222 23%	461 47%	180 18%	113 12%	976
(d)	National Television News	199 21%	386 40%	243 25%	141 15%	969
(e)	Local Radio	210 22%	450 46%	184 19%	125 13%	969
(f)	National Radio	127 13%	260 27%	340 35%	239 25%	966
(g)	Social Media (such as Facebook, Twitter, etc.)	279 29%	390 40%	163 17%	142 15%	974
(h)	Local News Websites	243 25%	478 49%	153 16%	99 10%	973
(i)	National News Websites	220 23%	400 41%	222 23%	132 14%	974

2018-2019 Teachers at Partner Dist - School Climate Survey

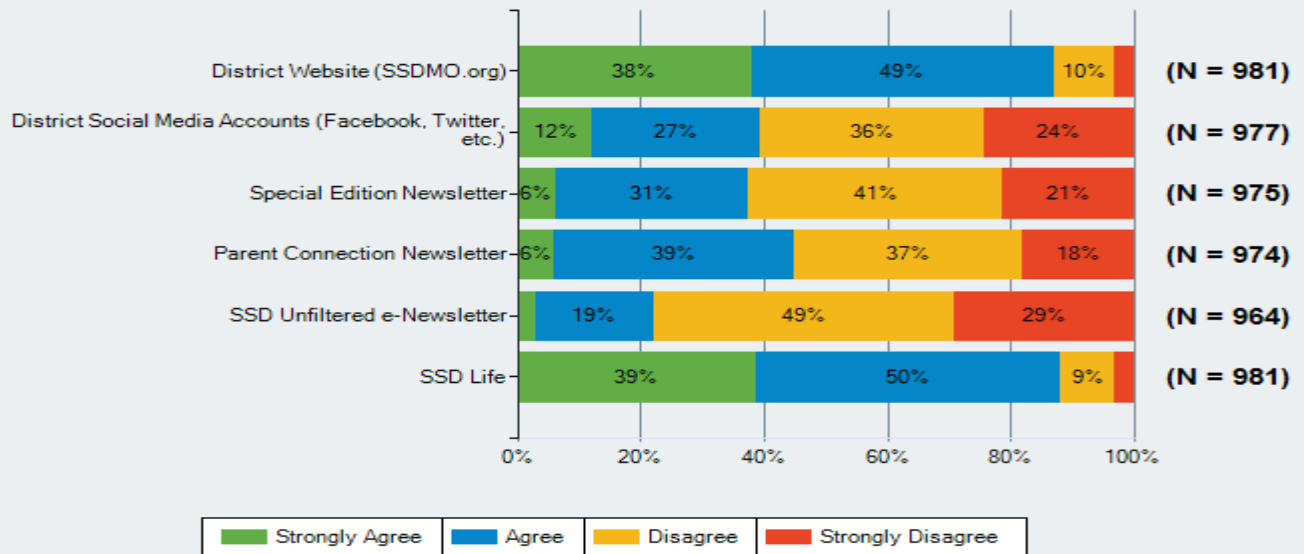


2018-2019 Teachers at Partner Dist - School Climate Survey

Please indicate the extent to which you agree or disagree that you use the following tools to get information about Special School District.

Q18.

		Strongly Agree	Agree	Disagree	Strongly Disagree	Total Responses
(a)	District Website (SSDMO.org)	372 38%	485 49%	94 10%	30 3%	981
(b)	District Social Media Accounts (Facebook, Twitter, etc.)	117 12%	267 27%	356 36%	237 24%	977
(c)	Special Edition Newsletter	58 6%	305 31%	404 41%	208 21%	975
(d)	Parent Connection Newsletter	63 6%	377 39%	361 37%	173 18%	974
(e)	SSD Unfiltered e-Newsletter	27 3%	187 19%	469 49%	281 29%	964
(f)	SSD Life	378 39%	488 50%	88 9%	27 3%	981

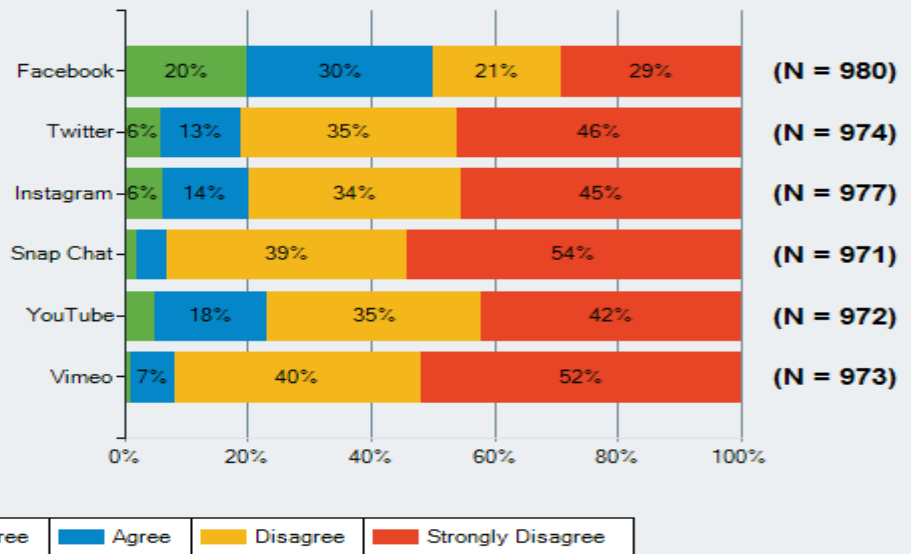


2018-2019 Teachers at Partner Dist - School Climate Survey

Please indicate the extent to which you agree or disagree that you would use the following social media channels to get information about Special School District.

Q19.

		Strongly Agree	Agree	Disagree	Strongly Disagree	Total Responses
(a)	Facebook	198 20%	297 30%	202 21%	283 29%	980
(b)	Twitter	56 6%	126 13%	344 35%	448 46%	974
(c)	Instagram	59 6%	140 14%	335 34%	443 45%	977
(d)	Snap Chat	18 2%	52 5%	381 39%	520 54%	971
(e)	YouTube	47 5%	171 18%	345 35%	409 42%	972
(f)	Vimeo	11 1%	72 7%	387 40%	503 52%	973

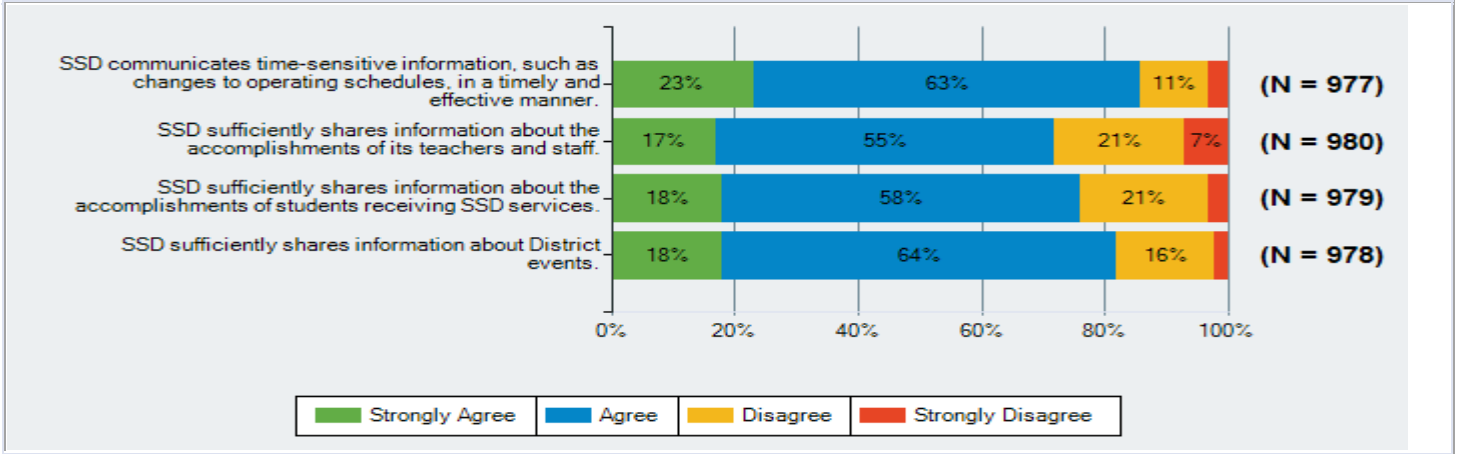


2018-2019 Teachers at Partner Dist - School Climate Survey

Please indicate the extent to which you agree or disagree with each of the following statements.

Q20.

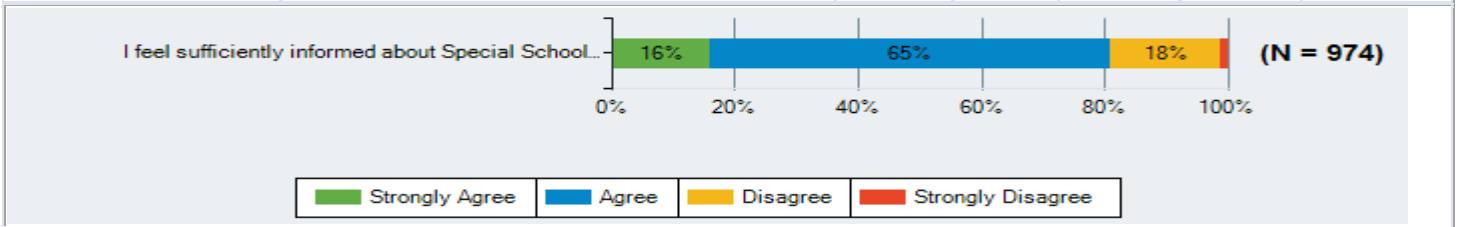
		Strongly Agree	Agree	Disagree	Strongly Disagree	Total Responses
(a)	SSD communicates time-sensitive information, such as changes to operating schedules, in a timely and effective manner.	228 23%	620 63%	104 11%	25 3%	977
(b)	SSD sufficiently shares information about the accomplishments of its teachers and staff.	165 17%	541 55%	209 21%	65 7%	980
(c)	SSD sufficiently shares information about the accomplishments of students receiving SSD services.	180 18%	565 58%	205 21%	29 3%	979
(d)	SSD sufficiently shares information about District events.	175 18%	624 64%	157 16%	22 2%	978



Please indicate the extent to which you agree or disagree with the following statement.

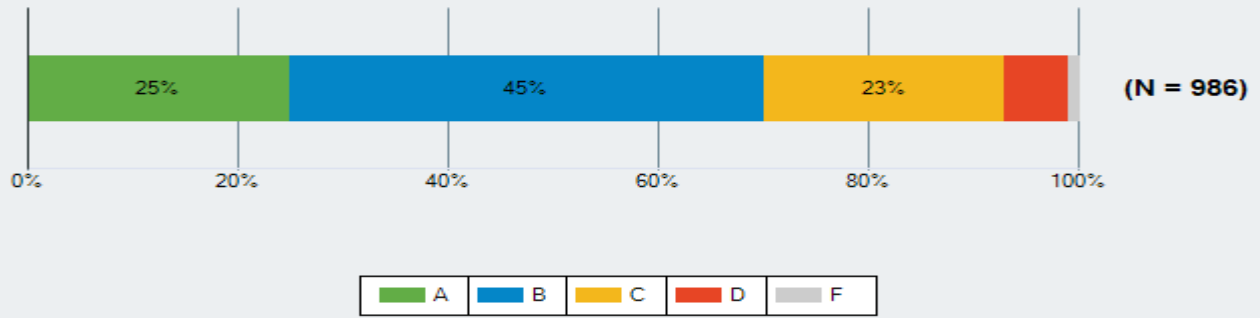
Q21.

		Strongly Agree	Agree	Disagree	Strongly Disagree	Total Responses
(a)	I feel sufficiently informed about Special School District news and events.	154 16%	629 65%	177 18%	14 1%	974



2018-2019 Teachers at Partner Dist - School Climate Survey

Q 23 What grade would you give SSD for how well it is meeting the needs of its students?		
Responses	Count	%
A	246	25%
B	444	45%
C	226	23%
D	59	6%
F	11	1%
Total Responses	986	



2018-2019 Teachers at Partner Dist - School Climate Survey

Q 25 What grade would you give the overall quality of your school?		
Responses	Count	%
A	256	26%
B	383	39%
C	222	23%
D	96	10%
F	29	3%
Total Responses	986	

