

2018-19 Climate Survey Teachers – SSD Schools Survey Results

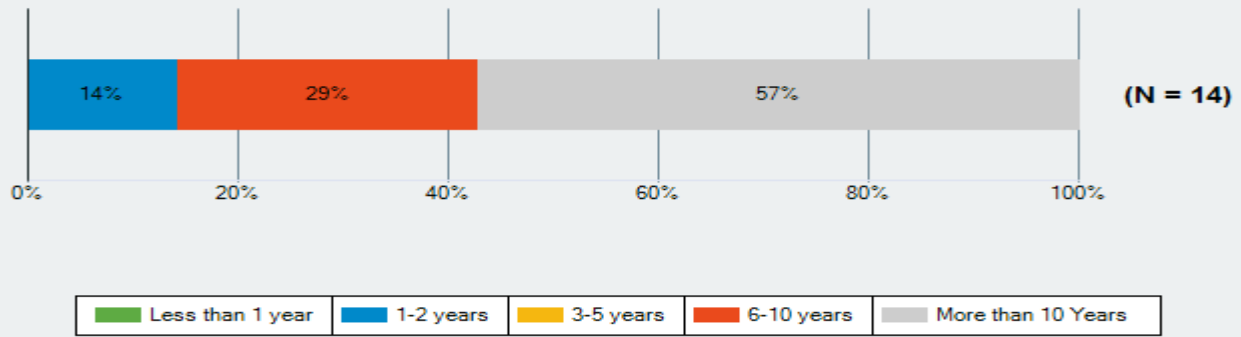
Bridges South, Juvenile Detention Center, and Lakeside Center

Special School District of St. Louis County
February 19 - March 15, 2019



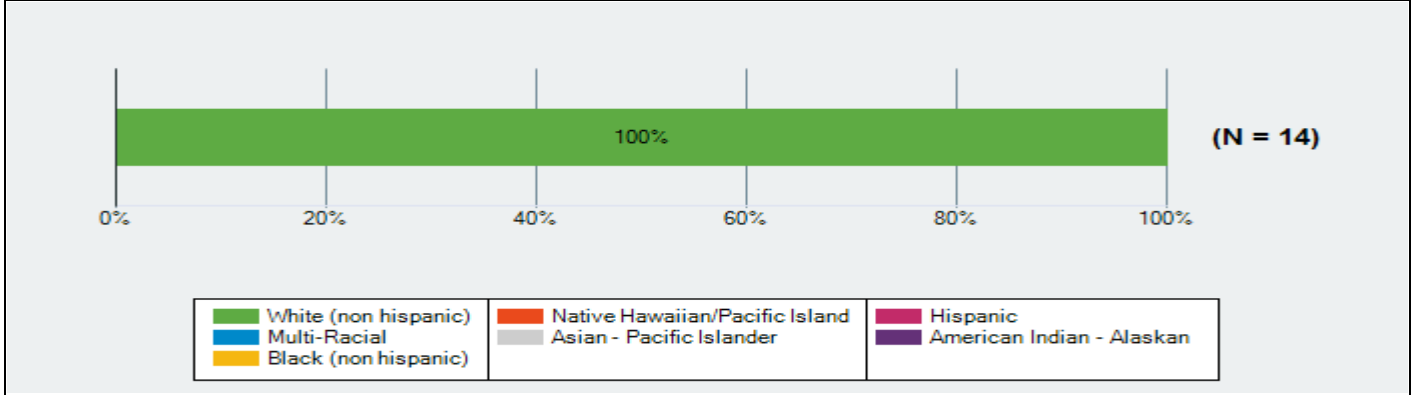
2018-19 Climate Survey Teachers – SSD Schools

Q1. Years of Service		
Responses	Count	%
Less than 1 year	0	0%
1-2 years	2	14%
3-5 years	0	0%
6-10 years	4	29%
More than 10 Years	8	57%
Total Responses	14	



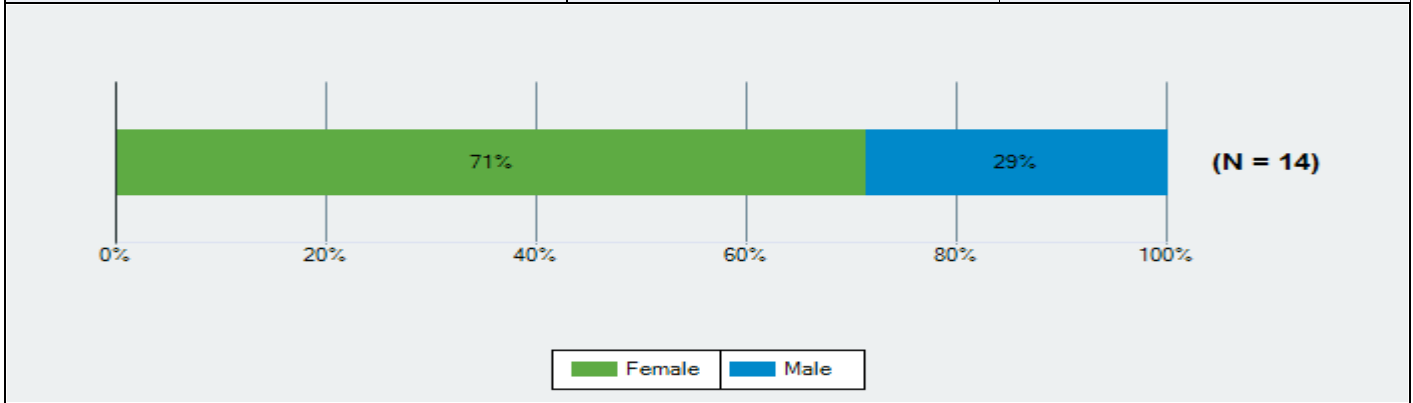
2018-19 Climate Survey Teachers – SSD Schools

Q2. Race/Ethnicity		
Responses	Count	%
White (non hispanic)	14	100%
Multi-Racial	0	0%
Black (non hispanic)	0	0%
Native Hawaiian/Pacific Island	0	0%
Asian - Pacific Islander	0	0%
Hispanic	0	0%
American Indian - Alaskan	0	0%
Total Responses	14	



2018-19 Climate Survey Teachers – SSD Schools

Q3. Gender		
Responses	Count	%
Female	10	71%
Male	4	29%
Total Responses	14	

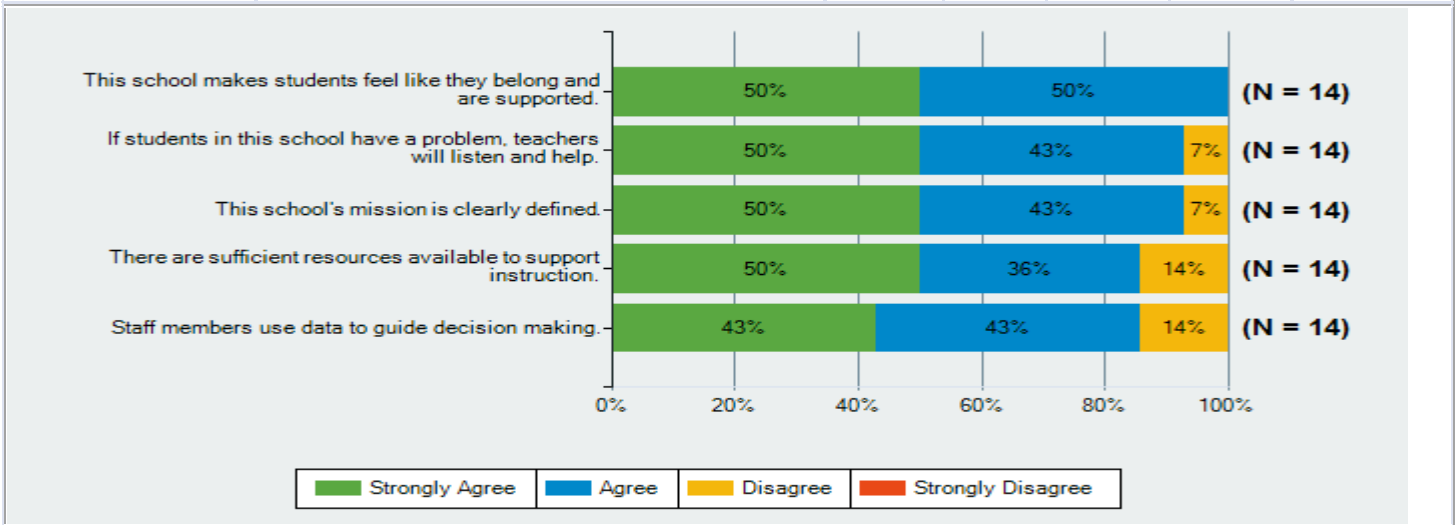


2018-19 Climate Survey Teachers – SSD Schools

School Satisfaction

Q5. How strongly do you agree or disagree with the following statements?

		Strongly Agree	Agree	Disagree	Strongly Disagree	Total Responses
(a)	This school makes students feel like they belong and are supported.	7 50%	7 50%	0 0%	0 0%	14
(b)	If students in this school have a problem, teachers will listen and help.	7 50%	6 43%	1 7%	0 0%	14
(c)	This school's mission is clearly defined.	7 50%	6 43%	1 7%	0 0%	14
(d)	There are sufficient resources available to support instruction.	7 50%	5 36%	2 14%	0 0%	14
(e)	Staff members use data to guide decision making.	6 43%	6 43%	2 14%	0 0%	14

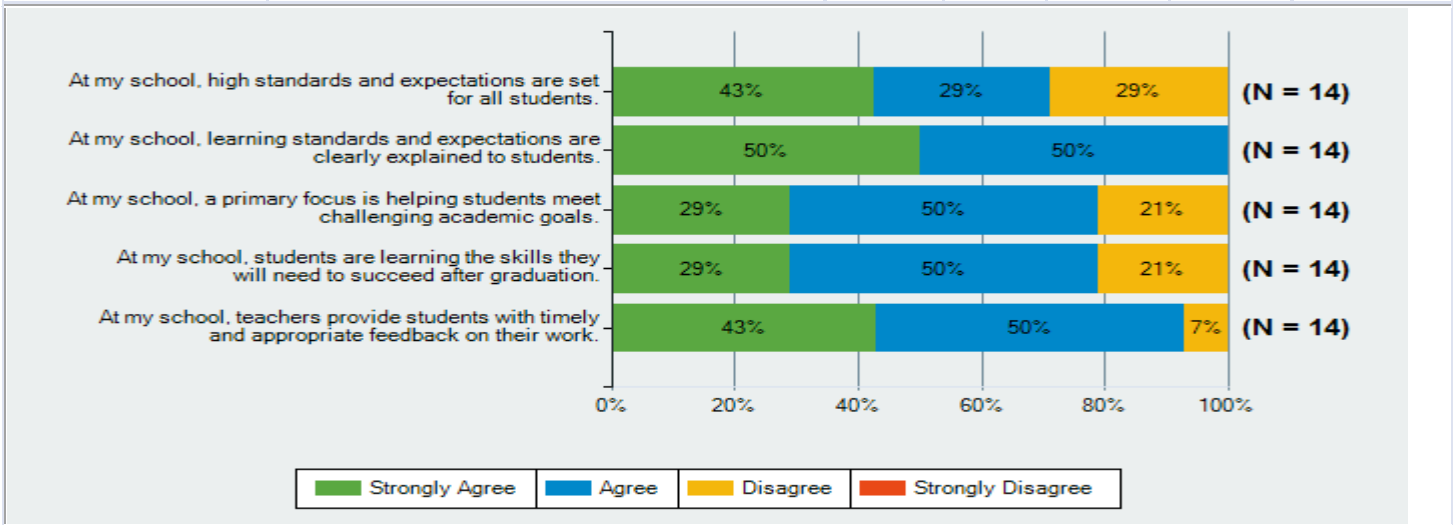


2018-19 Climate Survey Teachers – SSD Schools

Academic Preparation

Q6. How strongly do you agree or disagree with the following statements?

		Strongly Agree	Agree	Disagree	Strongly Disagree	Total Responses
(a)	At my school, high standards and expectations are set for all students.	6 43%	4 29%	4 29%	0 0%	14
(b)	At my school, learning standards and expectations are clearly explained to students.	7 50%	7 50%	0 0%	0 0%	14
(c)	At my school, a primary focus is helping students meet challenging academic goals.	4 29%	7 50%	3 21%	0 0%	14
(d)	At my school, students are learning the skills they will need to succeed after graduation.	4 29%	7 50%	3 21%	0 0%	14
(e)	At my school, teachers provide students with timely and appropriate feedback on their work.	6 43%	7 50%	1 7%	0 0%	14

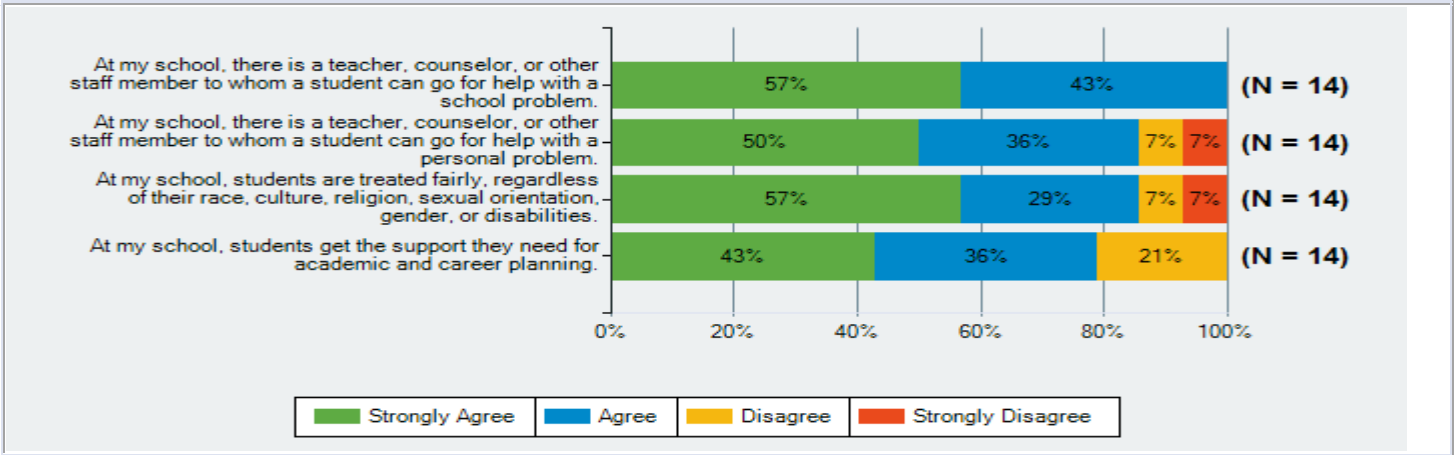


2018-19 Climate Survey Teachers – SSD Schools

Student Support

Q7. How strongly do you agree or disagree with the following statements?

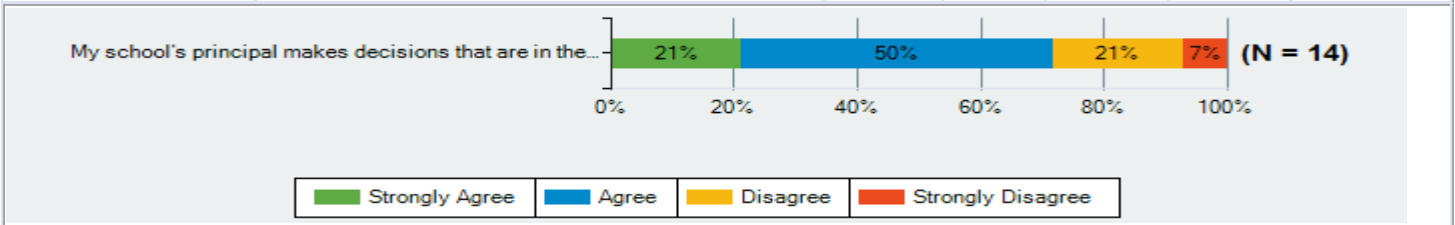
		Strongly Agree	Agree	Disagree	Strongly Disagree	Total Responses
(a)	At my school, there is a teacher, counselor, or other staff member to whom a student can go for help with a school problem.	8 57%	6 43%	0 0%	0 0%	14
(b)	At my school, there is a teacher, counselor, or other staff member to whom a student can go for help with a personal problem.	7 50%	5 36%	1 7%	1 7%	14
(c)	At my school, students are treated fairly, regardless of their race, culture, religion, sexual orientation, gender, or disabilities.	8 57%	4 29%	1 7%	1 7%	14
(d)	At my school, students get the support they need for academic and career planning.	6 43%	5 36%	3 21%	0 0%	14



School Principal

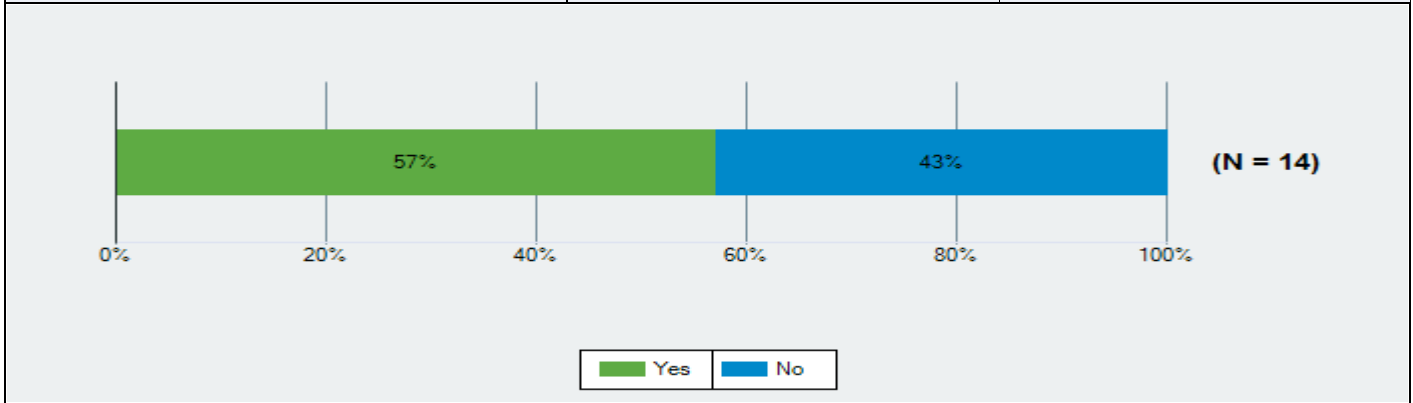
Q8. How strongly do you agree or disagree with the following statement?

		Strongly Agree	Agree	Disagree	Strongly Disagree	Total Responses
(a)	My school's principal makes decisions that are in the best interest of the students.	3 21%	7 50%	3 21%	1 7%	14



2018-19 Climate Survey Teachers – SSD Schools

Q9. Have you had an issue or concern to discuss with the principal or assistant principal this school year?		
Responses	Count	%
Yes	8	57%
No	6	43%
Total Responses	14	

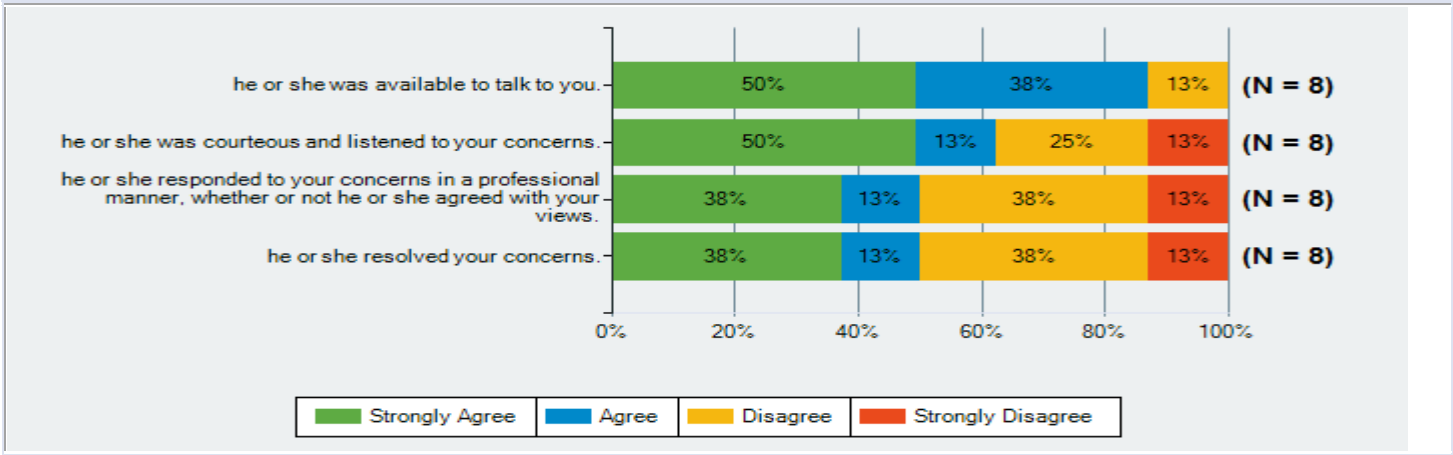


2018-19 Climate Survey Teachers – SSD Schools

How strongly do you agree or disagree with the following statements?

Q10. When you have had an issue or a concern to discuss with the principal or assistant principal ...

		Strongly Agree	Agree	Disagree	Strongly Disagree	Total Responses
(a)	he or she was available to talk to you.	4 50%	3 38%	1 13%	0 0%	8
(b)	he or she was courteous and listened to your concerns.	4 50%	1 13%	2 25%	1 13%	8
(c)	he or she responded to your concerns in a professional manner, whether or not he or she agreed with your views.	3 38%	1 13%	3 38%	1 13%	8
(d)	he or she resolved your concerns.	3 38%	1 13%	3 38%	1 13%	8

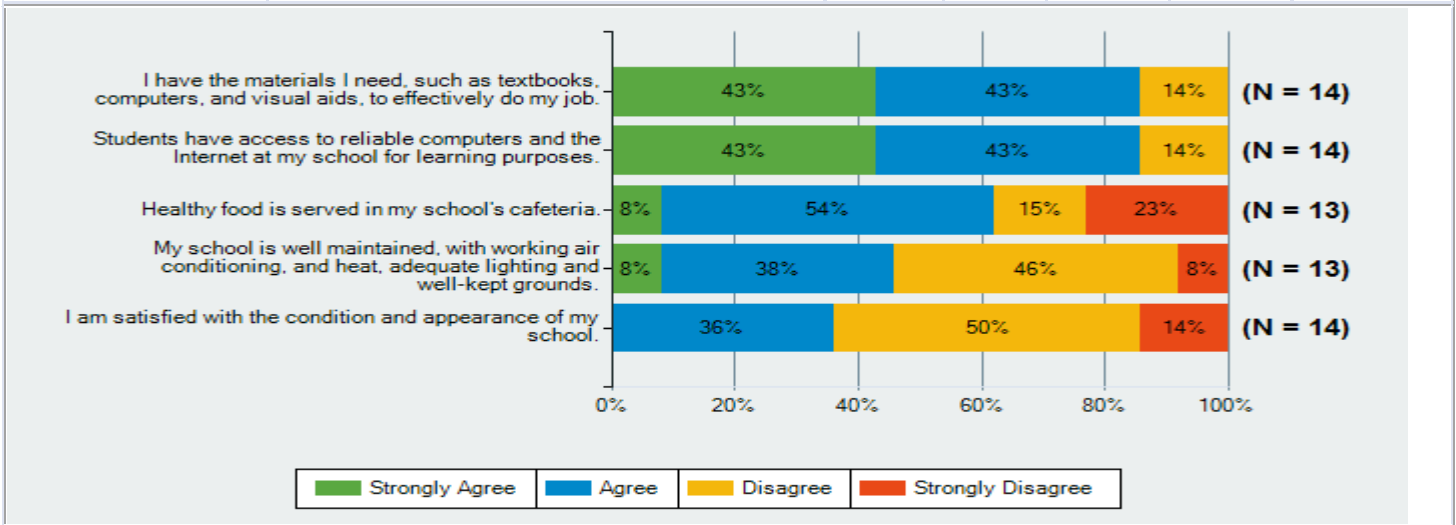


2018-19 Climate Survey Teachers – SSD Schools

School Operations

Q11. How strongly do you agree or disagree with the following statements?

		Strongly Agree	Agree	Disagree	Strongly Disagree	Total Responses
(a)	I have the materials I need, such as textbooks, computers, and visual aids, to effectively do my job.	6 43%	6 43%	2 14%	0 0%	14
(b)	Students have access to reliable computers and the Internet at my school for learning purposes.	6 43%	6 43%	2 14%	0 0%	14
(c)	Healthy food is served in my school's cafeteria.	1 8%	7 54%	2 15%	3 23%	13
(d)	My school is well maintained, with working air conditioning, and heat, adequate lighting and well-kept grounds.	1 8%	5 38%	6 46%	1 8%	13
(e)	I am satisfied with the condition and appearance of my school.	0 0%	5 36%	7 50%	2 14%	14

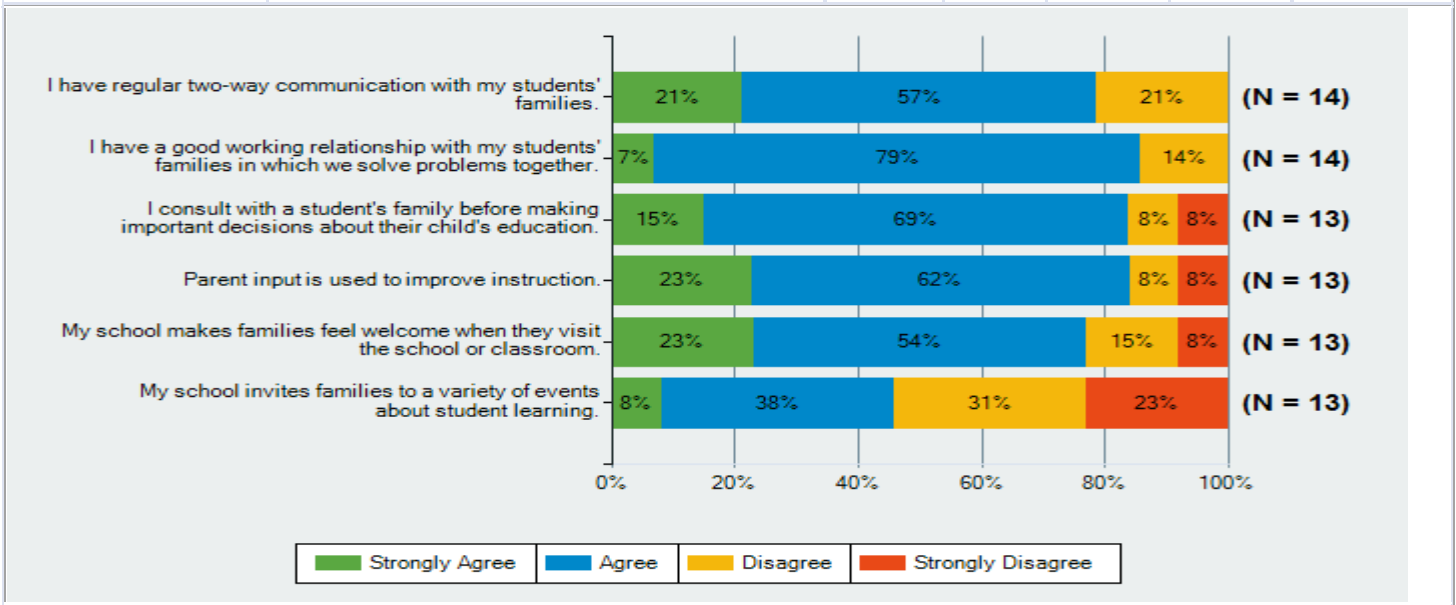


2018-19 Climate Survey Teachers – SSD Schools

Parent and Family Engagement

Q12. How strongly do you agree or disagree with the following statements?

		Strongly Agree	Agree	Disagree	Strongly Disagree	Total Responses
(a)	I have regular two-way communication with my students' families.	3 21%	8 57%	3 21%	0 0%	14
(b)	I have a good working relationship with my students' families in which we solve problems together.	1 7%	11 79%	2 14%	0 0%	14
(c)	I consult with a student's family before making important decisions about their child's education.	2 15%	9 69%	1 8%	1 8%	13
(d)	Parent input is used to improve instruction.	3 23%	8 62%	1 8%	1 8%	13
(e)	My school makes families feel welcome when they visit the school or classroom.	3 23%	7 54%	2 15%	1 8%	13
(f)	My school invites families to a variety of events about student learning.	1 8%	5 38%	4 31%	3 23%	13

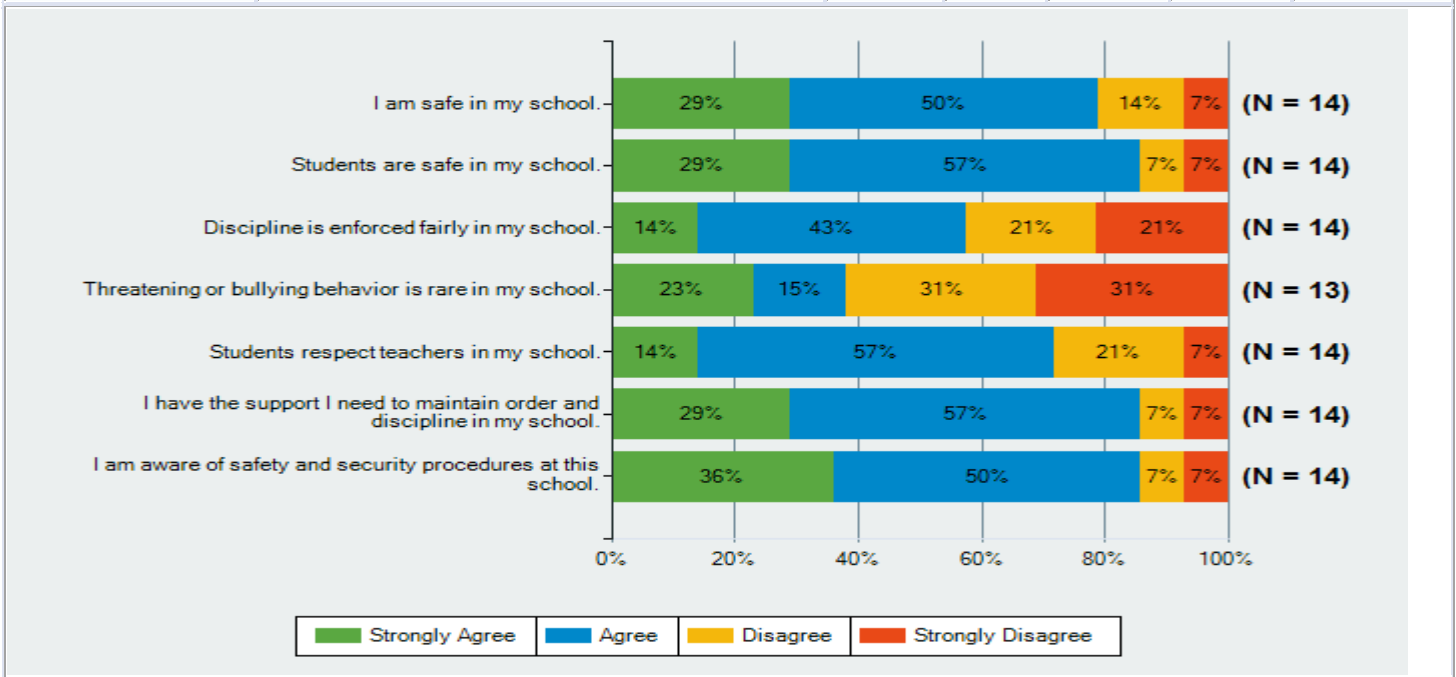


2018-19 Climate Survey Teachers – SSD Schools

Safety and Behavior

Q13. How strongly do you agree or disagree with the following statements?

		Strongly Agree	Agree	Disagree	Strongly Disagree	Total Responses
(a)	I am safe in my school.	4 29%	7 50%	2 14%	1 7%	14
(b)	Students are safe in my school.	4 29%	8 57%	1 7%	1 7%	14
(c)	Discipline is enforced fairly in my school.	2 14%	6 43%	3 21%	3 21%	14
(d)	Threatening or bullying behavior is rare in my school.	3 23%	2 15%	4 31%	4 31%	13
(e)	Students respect teachers in my school.	2 14%	8 57%	3 21%	1 7%	14
(f)	I have the support I need to maintain order and discipline in my school.	4 29%	8 57%	1 7%	1 7%	14
(g)	I am aware of safety and security procedures at this school.	5 36%	7 50%	1 7%	1 7%	14

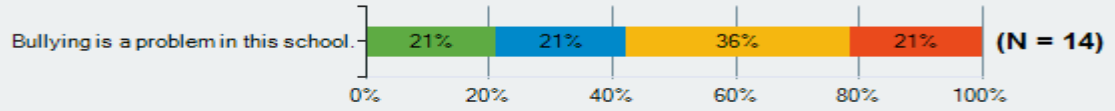


2018-19 Climate Survey Teachers – SSD Schools

Safety and Behavior

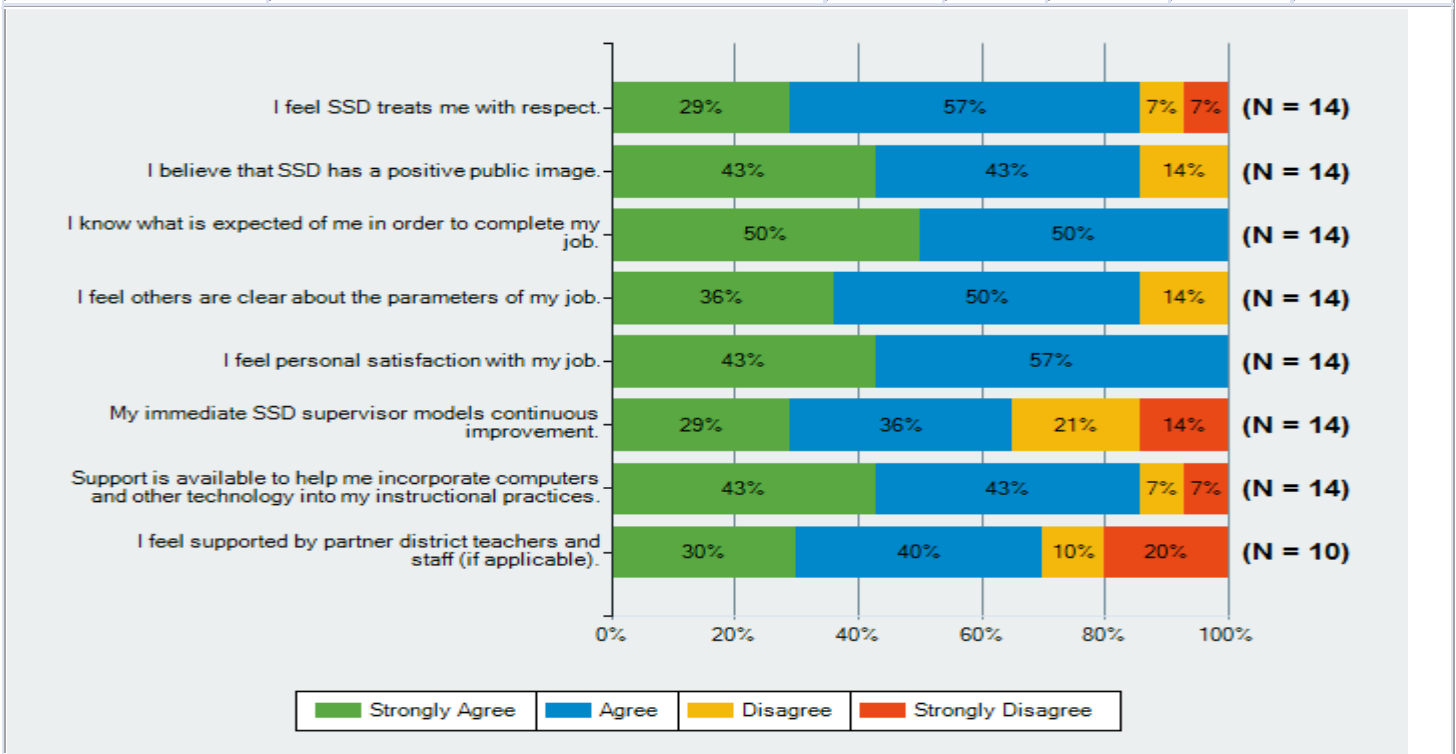
Q14. How strongly do you agree or disagree with the following statement?

		Strongly Agree	Agree	Disagree	Strongly Disagree	Total Responses
(a)	Bullying is a problem in this school.	3 21%	3 21%	5 36%	3 21%	14



2018-19 Climate Survey Teachers – SSD Schools

Job Satisfaction						
Q15. How strongly do you agree or disagree with the following statements?						
		Strongly Agree	Agree	Disagree	Strongly Disagree	Total Responses
(a)	I feel SSD treats me with respect.	4 29%	8 57%	1 7%	1 7%	14
(b)	I believe that SSD has a positive public image.	6 43%	6 43%	2 14%	0 0%	14
(c)	I know what is expected of me in order to complete my job.	7 50%	7 50%	0 0%	0 0%	14
(d)	I feel others are clear about the parameters of my job.	5 36%	7 50%	2 14%	0 0%	14
(e)	I feel personal satisfaction with my job.	6 43%	8 57%	0 0%	0 0%	14
(f)	My immediate SSD supervisor models continuous improvement.	4 29%	5 36%	3 21%	2 14%	14
(g)	Support is available to help me incorporate computers and other technology into my instructional practices.	6 43%	6 43%	1 7%	1 7%	14
(h)	I feel supported by partner district teachers and staff (if applicable).	3 30%	4 40%	1 10%	2 20%	10

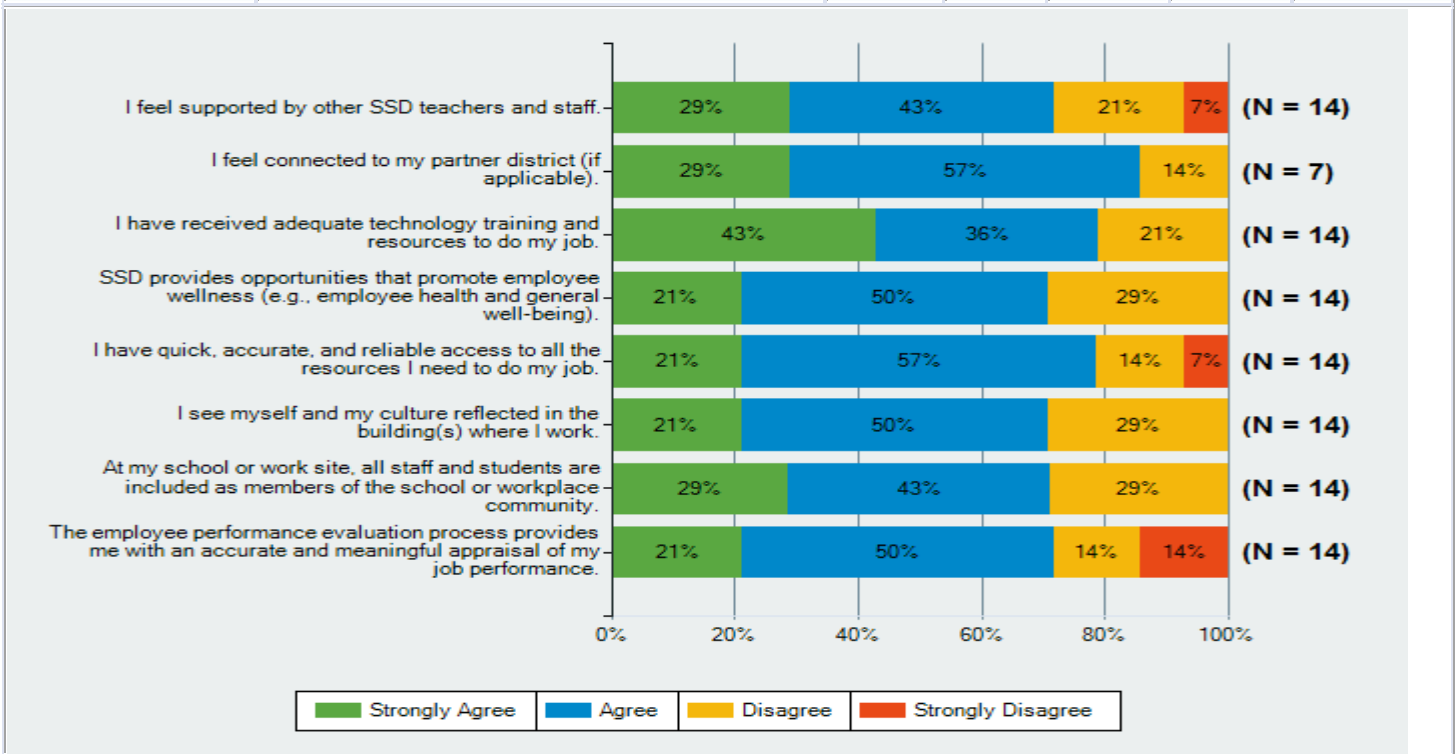


2018-19 Climate Survey Teachers – SSD Schools

Job Satisfaction (Continued)

Q16. How strongly do you agree or disagree with the following statements?

		Strongly Agree	Agree	Disagree	Strongly Disagree	Total Responses
(a)	I feel supported by other SSD teachers and staff.	4 29%	6 43%	3 21%	1 7%	14
(b)	I feel connected to my partner district (if applicable).	2 29%	4 57%	1 14%	0 0%	7
(c)	I have received adequate technology training and resources to do my job.	6 43%	5 36%	3 21%	0 0%	14
(d)	SSD provides opportunities that promote employee wellness (e.g., employee health and general well-being).	3 21%	7 50%	4 29%	0 0%	14
(e)	I have quick, accurate, and reliable access to all the resources I need to do my job.	3 21%	8 57%	2 14%	1 7%	14
(f)	I see myself and my culture reflected in the building(s) where I work.	3 21%	7 50%	4 29%	0 0%	14
(g)	At my school or work site, all staff and students are included as members of the school or workplace community.	4 29%	6 43%	4 29%	0 0%	14
(h)	The employee performance evaluation process provides me with an accurate and meaningful appraisal of my job performance.	3 21%	7 50%	2 14%	2 14%	14

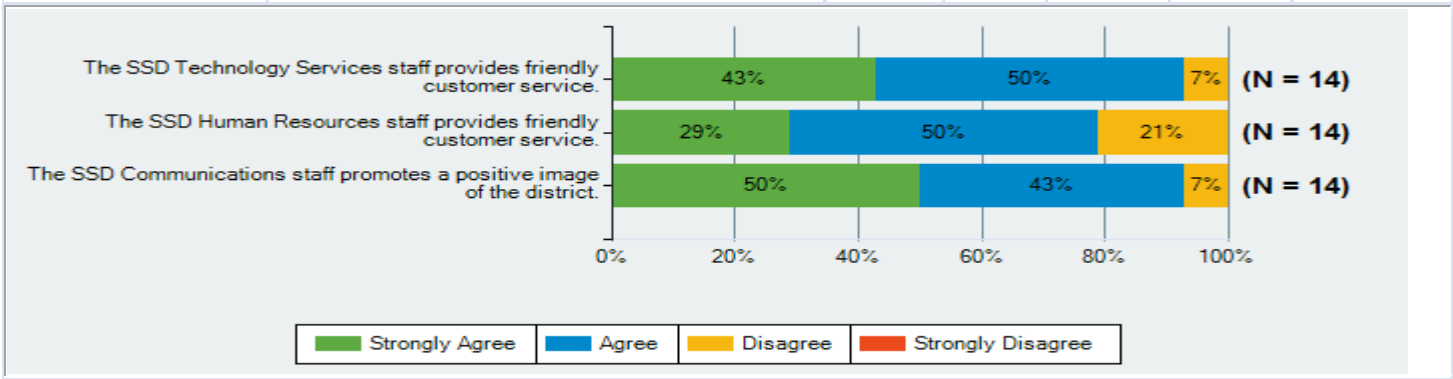


2018-19 Climate Survey Teachers – SSD Schools

Satisfaction With SSD Support Departments

Q17. How strongly do you agree or disagree with the following statements?

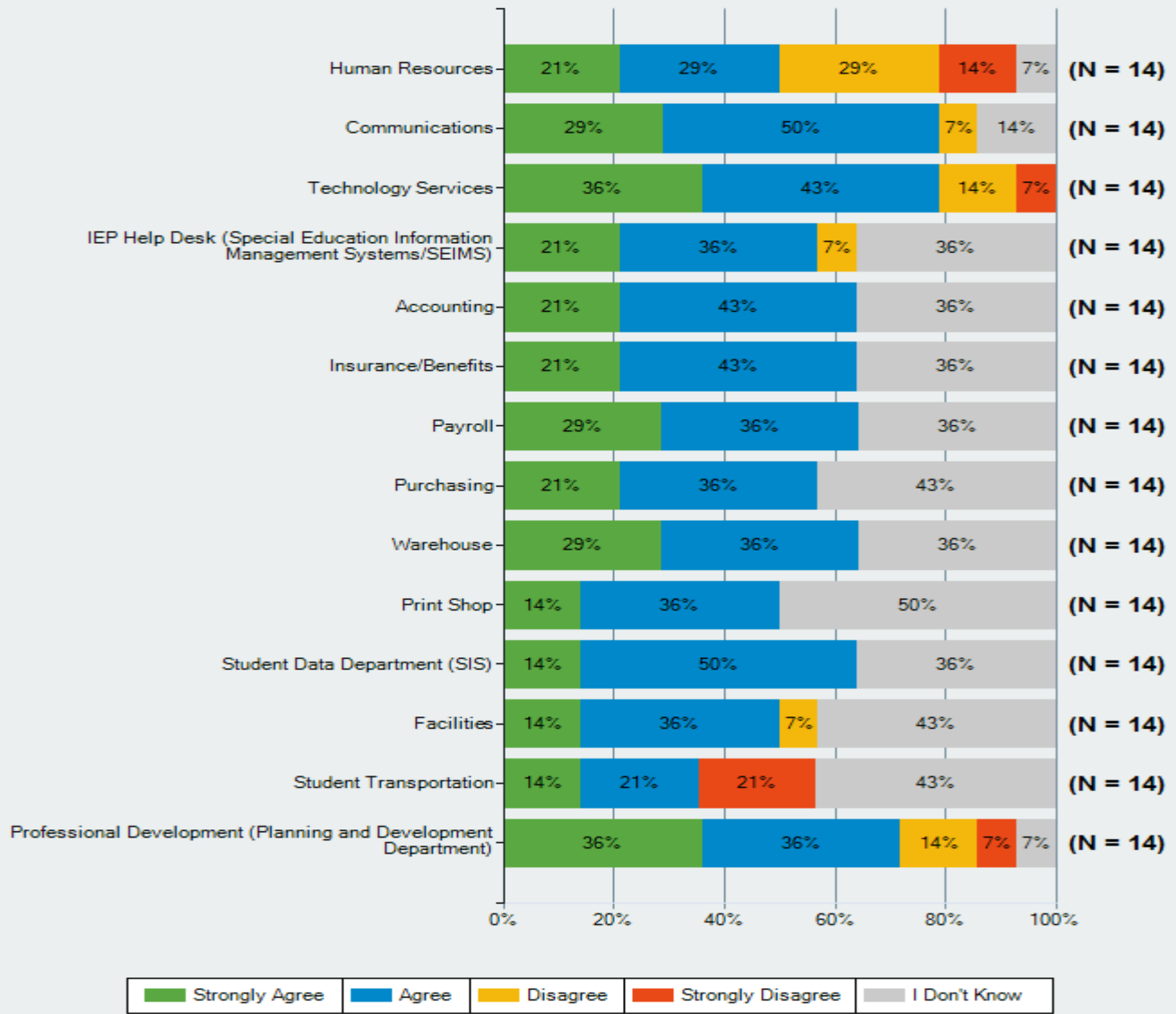
		Strongly Agree	Agree	Disagree	Strongly Disagree	Total Responses
(a)	The SSD Technology Services staff provides friendly customer service.	6 43%	7 50%	1 7%	0 0%	14
(b)	The SSD Human Resources staff provides friendly customer service.	4 29%	7 50%	3 21%	0 0%	14
(c)	The SSD Communications staff promotes a positive image of the district.	7 50%	6 43%	1 7%	0 0%	14



2018-19 Climate Survey Teachers – SSD Schools

Q18. I am satisfied with the service provided by the following SSD departments:							
		Strongly Agree	Agree	Disagree	Strongly Disagree	I Don't Know	Total Responses
(a)	Human Resources	3 21%	4 29%	4 29%	2 14%	1 7%	14
(b)	Communications	4 29%	7 50%	1 7%	0 0%	2 14%	14
(c)	Technology Services	5 36%	6 43%	2 14%	1 7%	0 0%	14
(d)	IEP Help Desk (Special Education Information Management Systems/SEIMS)	3 21%	5 36%	1 7%	0 0%	5 36%	14
(e)	Accounting	3 21%	6 43%	0 0%	0 0%	5 36%	14
(f)	Insurance/Benefits	3 21%	6 43%	0 0%	0 0%	5 36%	14
(g)	Payroll	4 29%	5 36%	0 0%	0 0%	5 36%	14
(h)	Purchasing	3 21%	5 36%	0 0%	0 0%	6 43%	14
(i)	Warehouse	4 29%	5 36%	0 0%	0 0%	5 36%	14
(j)	Print Shop	2 14%	5 36%	0 0%	0 0%	7 50%	14
(k)	Student Data Department (SIS)	2 14%	7 50%	0 0%	0 0%	5 36%	14
(l)	Facilities	2 14%	5 36%	1 7%	0 0%	6 43%	14
(m)	Student Transportation	2 14%	3 21%	0 0%	3 21%	6 43%	14
(n)	Professional Development (Planning and Development Department)	5 36%	5 36%	2 14%	1 7%	1 7%	14

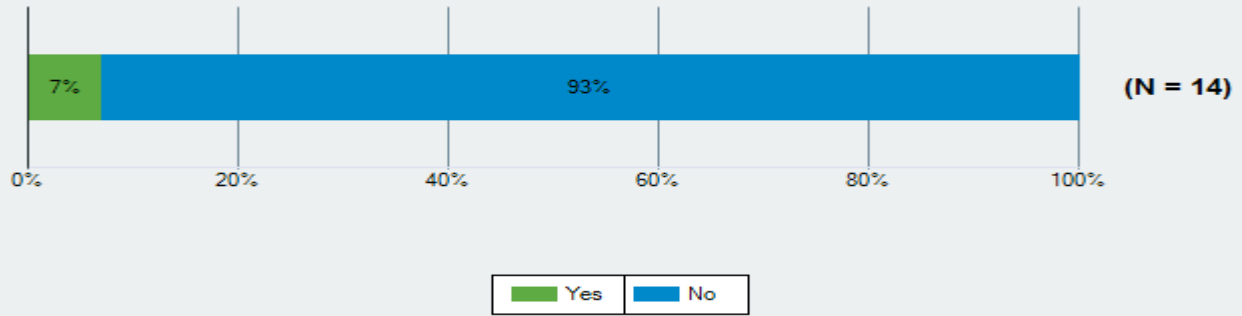
2018-19 Climate Survey Teachers – SSD Schools



2018-19 Climate Survey Teachers – SSD Schools

Q19. Have you had an issue or concern to discuss with an SSD director, assistant superintendent, or cabinet member this school year?

Responses	Count	%
Yes	1	7%
No	13	93%
Total Responses	14	

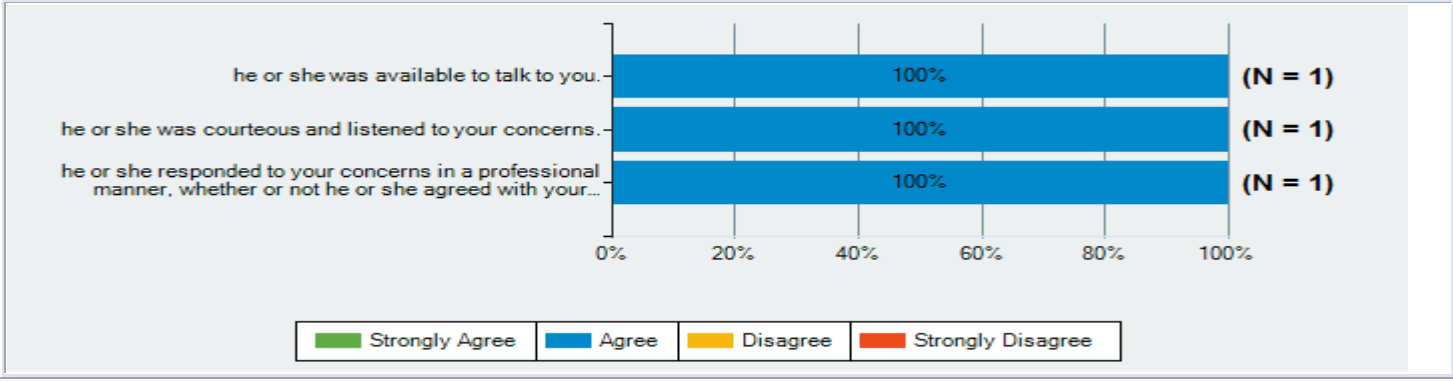


2018-19 Climate Survey Teachers – SSD Schools

How strongly do you agree or disagree with the following statements?

Q20. When you have had an issue or a concern to discuss with an SSD director, assistant superintendent or cabinet member . . .

		Strongly Agree	Agree	Disagree	Strongly Disagree	Total Responses
(a)	he or she was available to talk to you.	0 0%	1 100%	0 0%	0 0%	1
(b)	he or she was courteous and listened to your concerns.	0 0%	1 100%	0 0%	0 0%	1
(c)	he or she responded to your concerns in a professional manner, whether or not he or she agreed with your views.	0 0%	1 100%	0 0%	0 0%	1

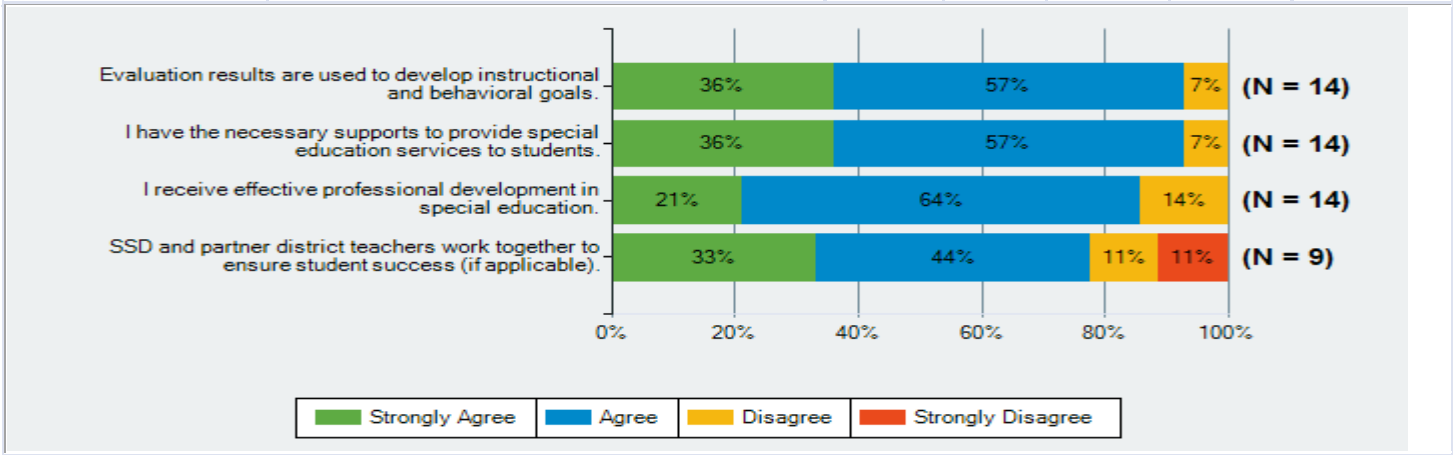


2018-19 Climate Survey Teachers – SSD Schools

Special Education Services

Q21. How strongly do you agree or disagree with the following statements?

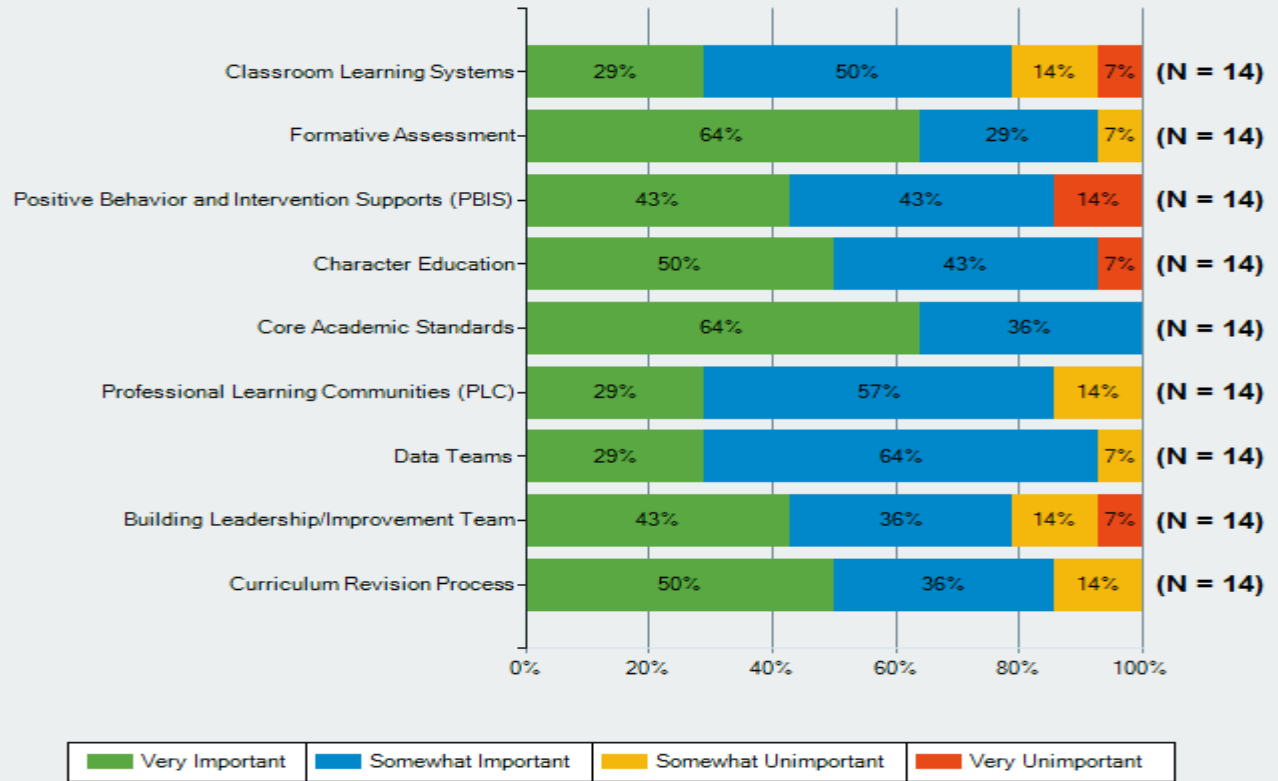
		Strongly Agree	Agree	Disagree	Strongly Disagree	Total Responses
(a)	Evaluation results are used to develop instructional and behavioral goals.	5 36%	8 57%	1 7%	0 0%	14
(b)	I have the necessary supports to provide special education services to students.	5 36%	8 57%	1 7%	0 0%	14
(c)	I receive effective professional development in special education.	3 21%	9 64%	2 14%	0 0%	14
(d)	SSD and partner district teachers work together to ensure student success (if applicable).	3 33%	4 44%	1 11%	1 11%	9



2018-19 Climate Survey Teachers – SSD Schools

Additional Educational Programs						
Q22. Please rate how important each of the following is to education.						
(Not applicable responses have been excluded from calculations)						
		Very Important	Somewhat Important	Somewhat Unimportant	Very Unimportant	Total Responses
(a)	Classroom Learning Systems	4 29%	7 50%	2 14%	1 7%	14
(b)	Formative Assessment	9 64%	4 29%	1 7%	0 0%	14
(c)	Positive Behavior and Intervention Supports (PBIS)	6 43%	6 43%	0 0%	2 14%	14
(d)	Character Education	7 50%	6 43%	0 0%	1 7%	14
(e)	Core Academic Standards	9 64%	5 36%	0 0%	0 0%	14
(f)	Professional Learning Communities (PLC)	4 29%	8 57%	2 14%	0 0%	14
(g)	Data Teams	4 29%	9 64%	1 7%	0 0%	14
(h)	Building Leadership/Improvement Team	6 43%	5 36%	2 14%	1 7%	14
(i)	Curriculum Revision Process	7 50%	5 36%	2 14%	0 0%	14

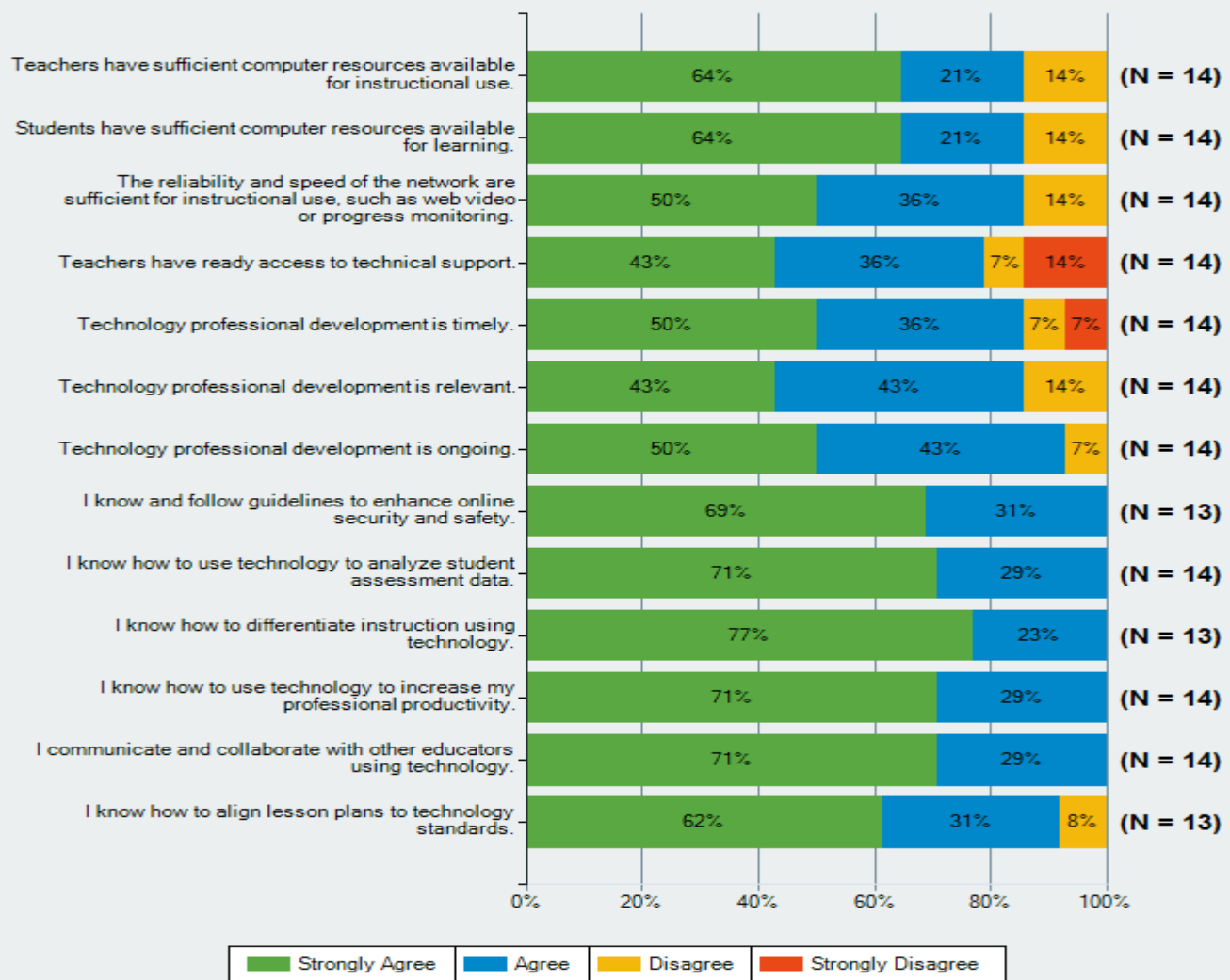
2018-19 Climate Survey Teachers – SSD Schools



2018-19 Climate Survey Teachers – SSD Schools

Technology						
Q23. How strongly do you agree or disagree with the following statements?						
		Strongly Agree	Agree	Disagree	Strongly Disagree	Total Responses
(a)	Teachers have sufficient computer resources available for instructional use.	9 64%	3 21%	2 14%	0 0%	14
(b)	Students have sufficient computer resources available for learning.	9 64%	3 21%	2 14%	0 0%	14
(c)	The reliability and speed of the network are sufficient for instructional use, such as web video or progress monitoring.	7 50%	5 36%	2 14%	0 0%	14
(d)	Teachers have ready access to technical support.	6 43%	5 36%	1 7%	2 14%	14
(e)	Technology professional development is timely.	7 50%	5 36%	1 7%	1 7%	14
(f)	Technology professional development is relevant.	6 43%	6 43%	2 14%	0 0%	14
(g)	Technology professional development is ongoing.	7 50%	6 43%	1 7%	0 0%	14
(h)	I know and follow guidelines to enhance online security and safety.	9 69%	4 31%	0 0%	0 0%	13
(i)	I know how to use technology to analyze student assessment data.	10 71%	4 29%	0 0%	0 0%	14
(j)	I know how to differentiate instruction using technology.	10 77%	3 23%	0 0%	0 0%	13
(k)	I know how to use technology to increase my professional productivity.	10 71%	4 29%	0 0%	0 0%	14
(l)	I communicate and collaborate with other educators using technology.	10 71%	4 29%	0 0%	0 0%	14
(m)	I know how to align lesson plans to technology standards.	8 62%	4 31%	1 8%	0 0%	13

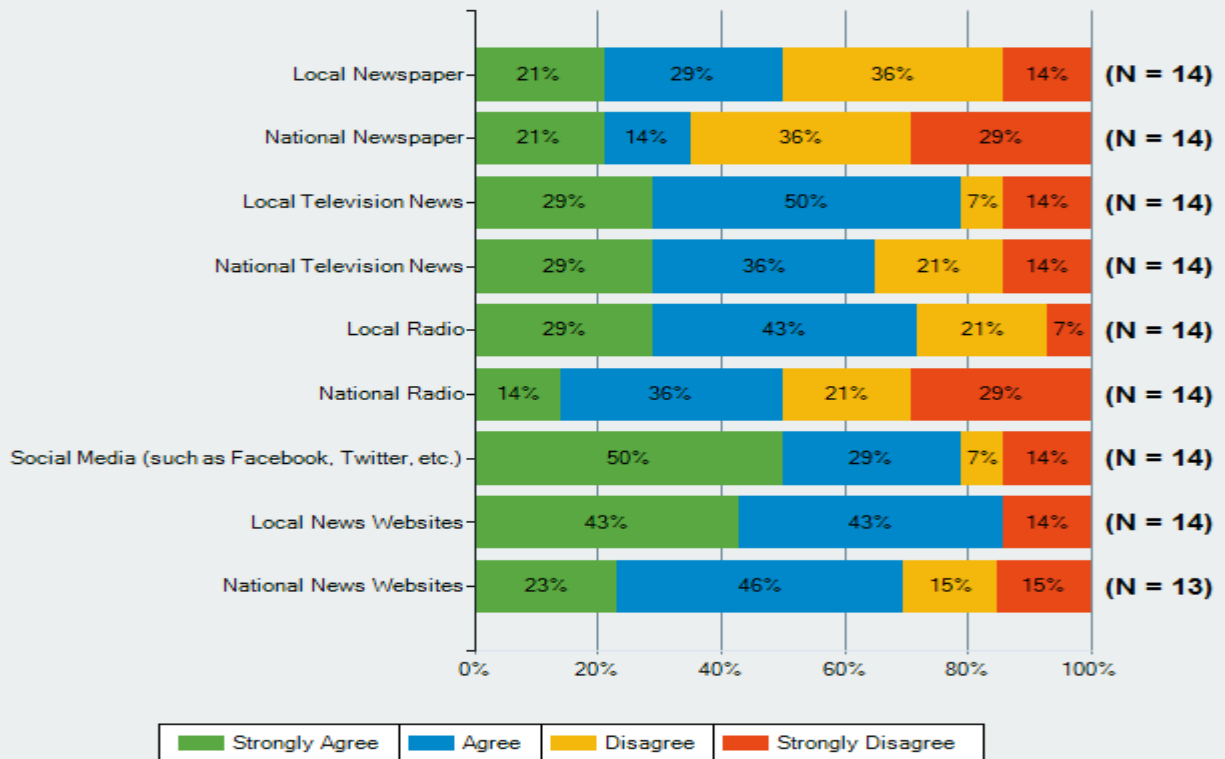
2018-19 Climate Survey Teachers – SSD Schools



2018-19 Climate Survey Teachers – SSD Schools

Q24. Please indicate the extent to which you agree or disagree that you use the following tools to get general information on a daily basis.

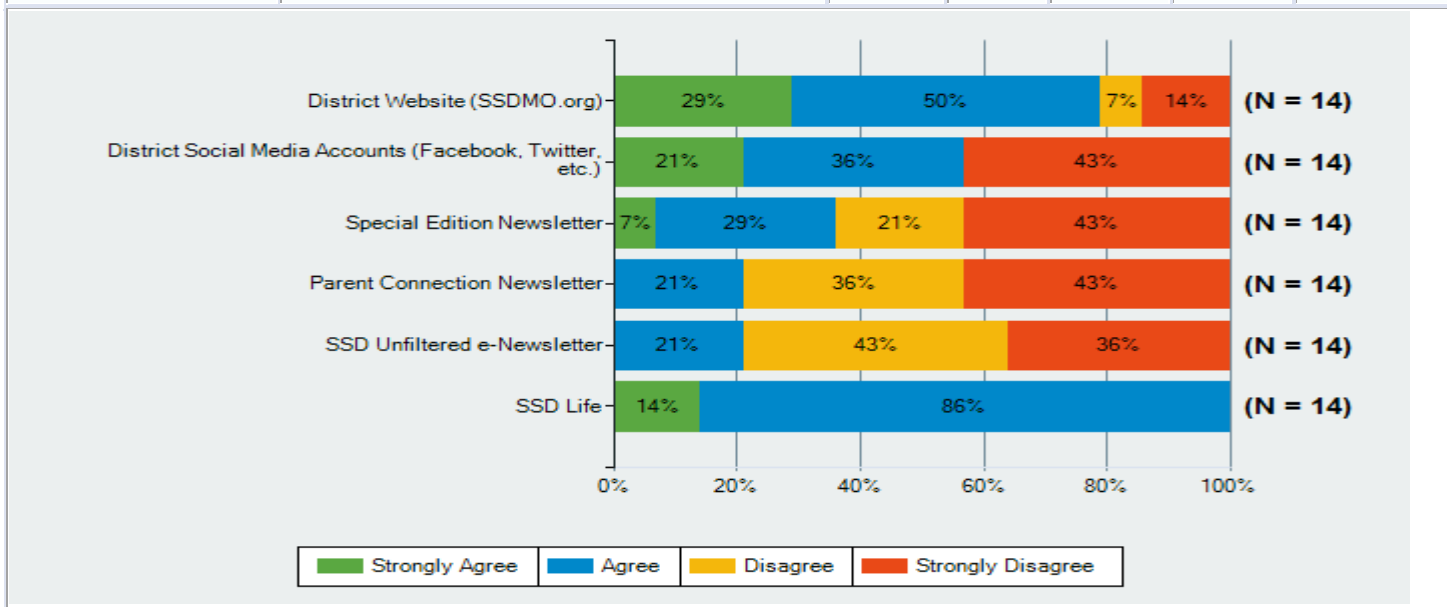
		Strongly Agree	Agree	Disagree	Strongly Disagree	Total Responses
(a)	Local Newspaper	3 21%	4 29%	5 36%	2 14%	14
(b)	National Newspaper	3 21%	2 14%	5 36%	4 29%	14
(c)	Local Television News	4 29%	7 50%	1 7%	2 14%	14
(d)	National Television News	4 29%	5 36%	3 21%	2 14%	14
(e)	Local Radio	4 29%	6 43%	3 21%	1 7%	14
(f)	National Radio	2 14%	5 36%	3 21%	4 29%	14
(g)	Social Media (such as Facebook, Twitter, etc.)	7 50%	4 29%	1 7%	2 14%	14
(h)	Local News Websites	6 43%	6 43%	0 0%	2 14%	14
(i)	National News Websites	3 23%	6 46%	2 15%	2 15%	13



2018-19 Climate Survey Teachers – SSD Schools

Q25. Please indicate the extent to which you agree or disagree that you use the following tools to get information about Special School District.

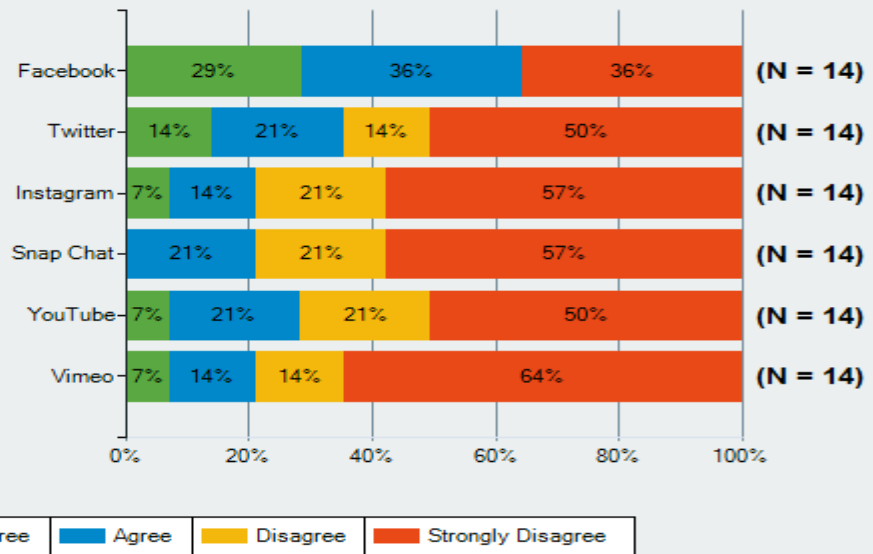
		Strongly Agree	Agree	Disagree	Strongly Disagree	Total Responses
(a)	District Website (SSDMO.org)	4 29%	7 50%	1 7%	2 14%	14
(b)	District Social Media Accounts (Facebook, Twitter, etc.)	3 21%	5 36%	0 0%	6 43%	14
(c)	Special Edition Newsletter	1 7%	4 29%	3 21%	6 43%	14
(d)	Parent Connection Newsletter	0 0%	3 21%	5 36%	6 43%	14
(e)	SSD Unfiltered e-Newsletter	0 0%	3 21%	6 43%	5 36%	14
(f)	SSD Life	2 14%	12 86%	0 0%	0 0%	14



2018-19 Climate Survey Teachers – SSD Schools

Q26. Please indicate the extent to which you agree or disagree that you would use the following social media channels to get information about Special School District.

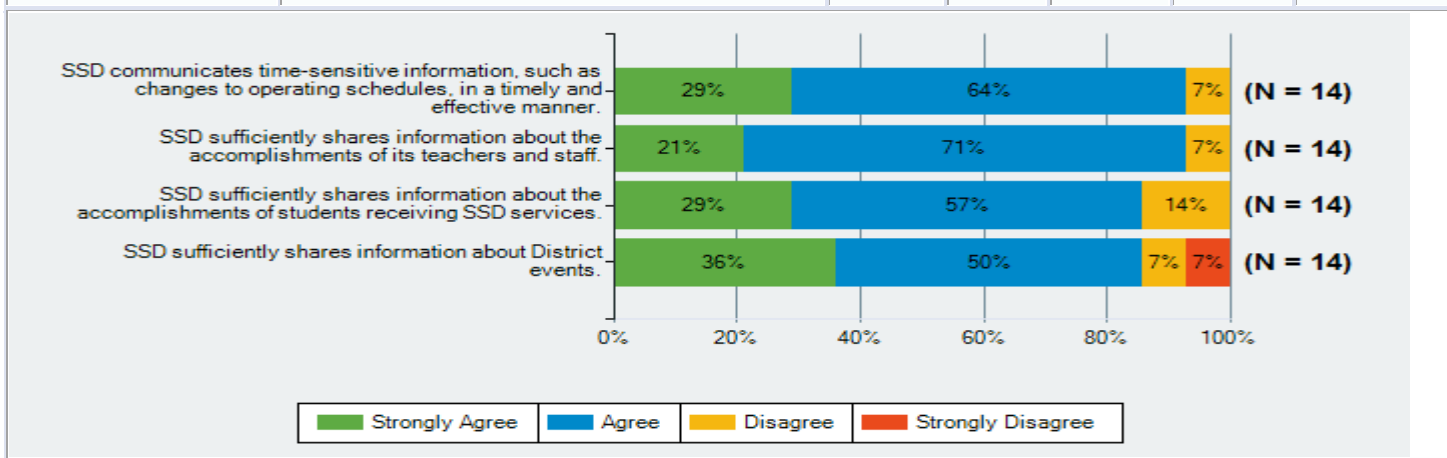
		Strongly Agree	Agree	Disagree	Strongly Disagree	Total Responses
(a)	Facebook	4 29%	5 36%	0 0%	5 36%	14
(b)	Twitter	2 14%	3 21%	2 14%	7 50%	14
(c)	Instagram	1 7%	2 14%	3 21%	8 57%	14
(d)	Snap Chat	0 0%	3 21%	3 21%	8 57%	14
(e)	YouTube	1 7%	3 21%	3 21%	7 50%	14
(f)	Vimeo	1 7%	2 14%	2 14%	9 64%	14



2018-19 Climate Survey Teachers – SSD Schools

Q27. Please indicate the extent to which you agree or disagree with each of the following statements.

		Strongly Agree	Agree	Disagree	Strongly Disagree	Total Responses
(a)	SSD communicates time-sensitive information, such as changes to operating schedules, in a timely and effective manner.	4 29%	9 64%	1 7%	0 0%	14
(b)	SSD sufficiently shares information about the accomplishments of its teachers and staff.	3 21%	10 71%	1 7%	0 0%	14
(c)	SSD sufficiently shares information about the accomplishments of students receiving SSD services.	4 29%	8 57%	2 14%	0 0%	14
(d)	SSD sufficiently shares information about District events.	5 36%	7 50%	1 7%	1 7%	14



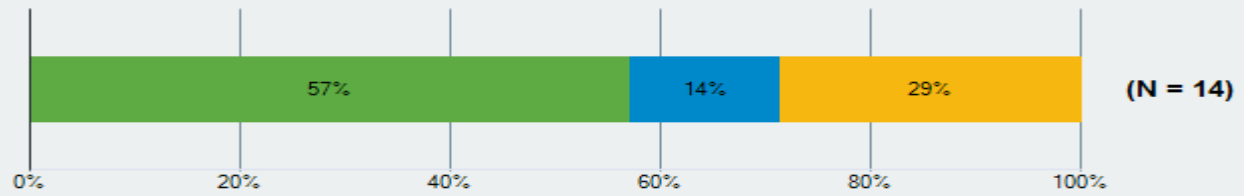
Q28. Please indicate the extent to which you agree or disagree with the following statement.

		Strongly Agree	Agree	Disagree	Strongly Disagree	Total Responses
(a)	I feel sufficiently informed about Special School District news and events.	4 29%	9 64%	0 0%	1 7%	14

Statement	Strongly Agree	Agree	Disagree	Strongly Disagree	Total (N)
I feel sufficiently informed about Special School District news and events.	29%	64%	0%	7%	14

2018-19 Climate Survey Teachers – SSD Schools

Q30. What grade would you give SSD for how well it is meeting the needs of its students?		
Responses	Count	%
A	8	57%
B	2	14%
C	4	29%
D	0	0%
F	0	0%
Total Responses	14	



2018-19 Climate Survey Teachers – SSD Schools

Q 32 What grade would you give the overall quality of your school?		
Responses	Count	%
A	5	36%
B	3	21%
C	4	29%
D	2	14%
F	0	0%
Total Responses	14	

