

2018-2019 Climate Survey

Teachers SSD Schools

Survey Results

Overall Reports

Special School District of St. Louis County
February 19 - March 15, 2019



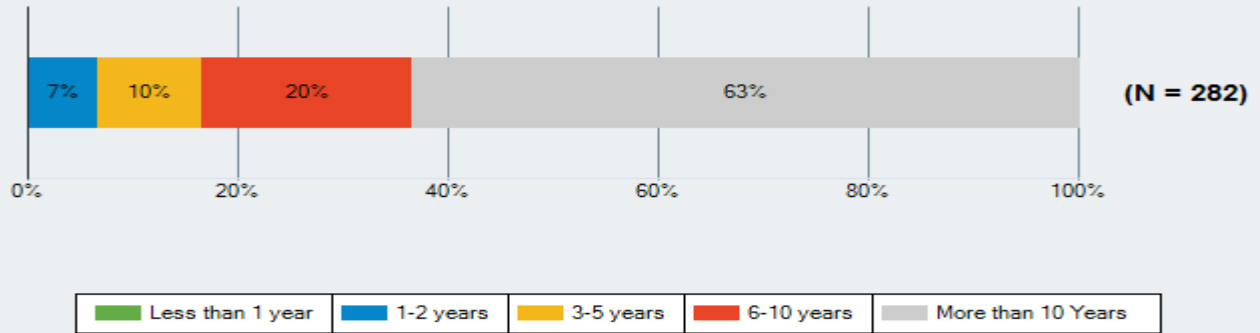
2018-2019 Teachers - School Climate Survey

Report Title:
Survey Title: 2018-2019 Teachers - School Climate Survey
Report Type: Advanced Frequency
Start Date: 20-Feb-19
End Date: 15-Mar-19
Data Sources
Data Source 1: Single-Use Link Invitations Delivered: 591 Responses Received: 282 Response Rate: 47.72%
Total Number of Responses in This Report: 282

Data Sources Selected
Single-Use Link

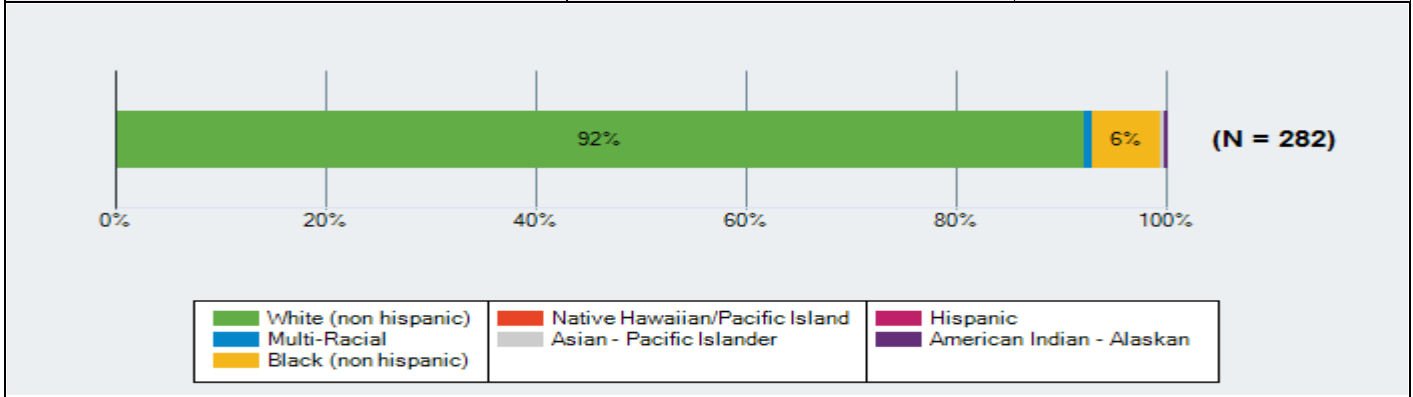
2018-2019 Teachers - School Climate Survey

Q 1 Years of Service		
Responses	Count	%
Less than 1 year	0	0%
1-2 years	19	7%
3-5 years	28	10%
6-10 years	56	20%
More than 10 Years	179	63%
Total Responses	282	



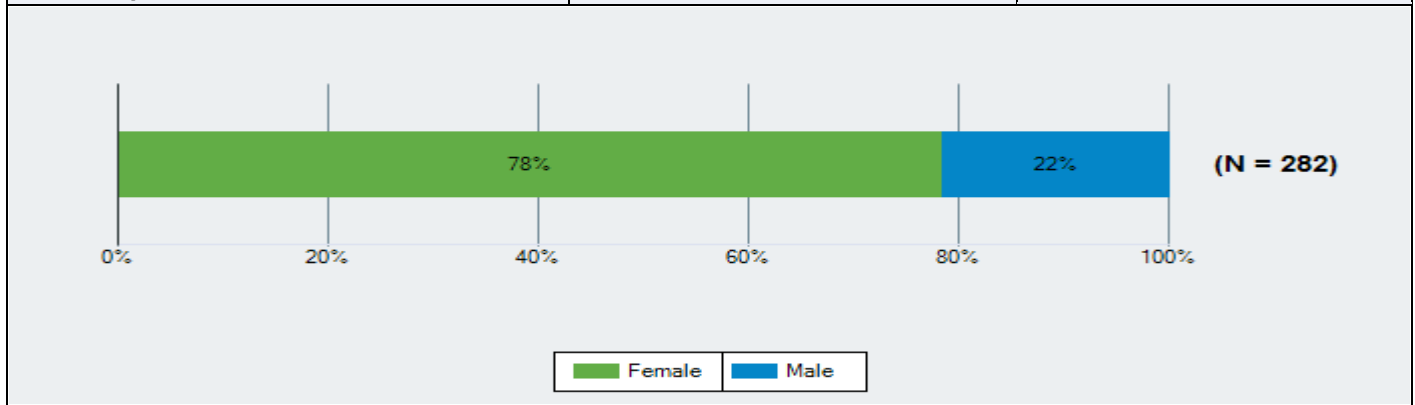
2018-2019 Teachers - School Climate Survey

Q 2 Race/Ethnicity		
Responses	Count	%
White (non hispanic)	260	92%
Multi-Racial	2	1%
Black (non hispanic)	18	6%
Native Hawaiian/Pacific Island	0	0%
Asian - Pacific Islander	1	0%
Hispanic	0	0%
American Indian - Alaskan	1	0%
Total Responses	282	



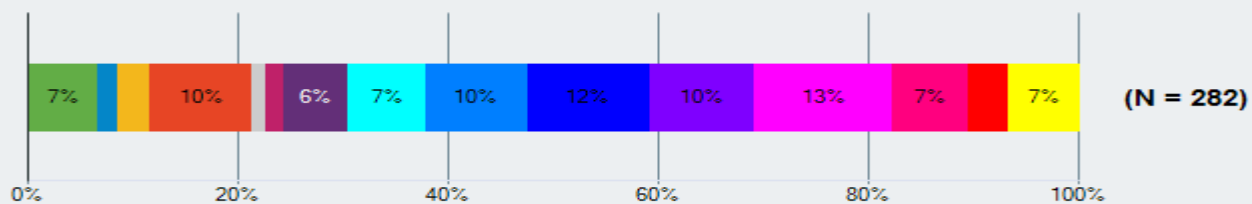
2018-2019 Teachers - School Climate Survey

Q 3 Gender		
Responses	Count	%
Female	221	78%
Male	61	22%
Total Responses	282	



2018-2019 Teachers - School Climate Survey

Q 4 School/Site		
Responses	Count	%
Ackerman School	19	7%
Bridges South	5	2%
Central Administration	9	3%
Districtwide Instruction	27	10%
Juvenile Detention Center	4	1%
Lakeside Center	5	2%
Learning Center	17	6%
Litzsinger School	21	7%
Neuwoehner High School	27	10%
North Technical High School	33	12%
Northview High School	28	10%
South Technical High School	37	13%
Southview School (Elementary)	20	7%
Southview School (High)	11	4%
Vocational Skills Program	19	7%
Total Responses	282	



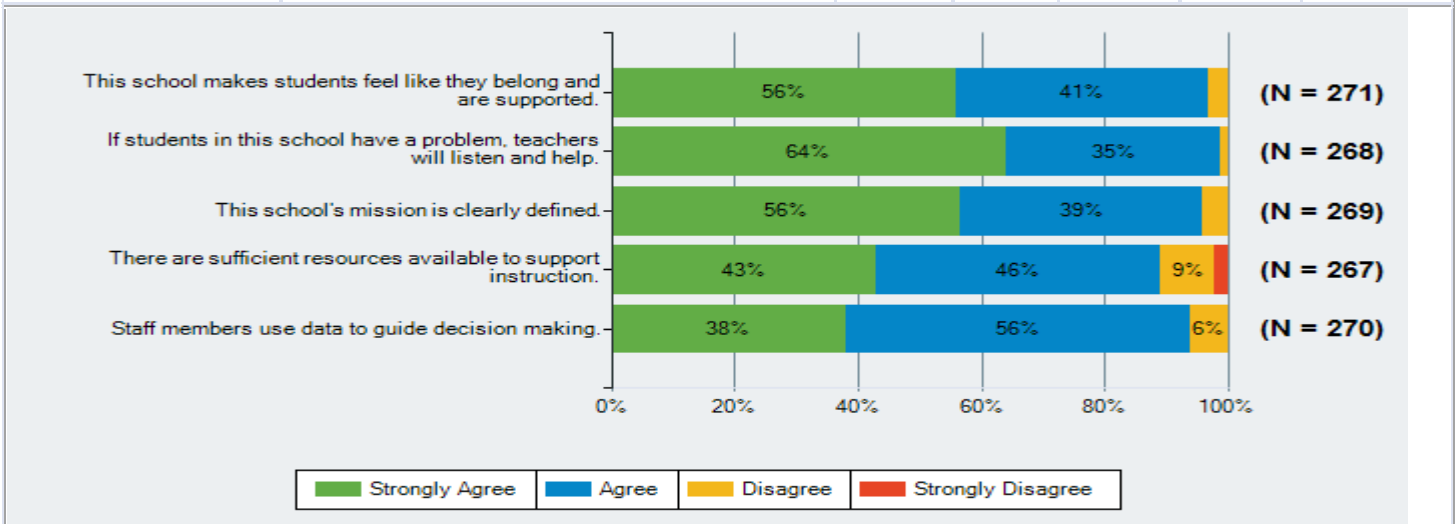
Ackerman School	Lakeside Center	Northview High School
Bridges South	Learning Center	South Technical High School
Central Administration	Litzsinger School	Southview School (Elementary)
Districtwide Instruction	Neuwoehner High School	Southview School (High)
Juvenile Detention Center	North Technical High School	Vocational Skills Program

2018-2019 Teachers - School Climate Survey

School Satisfaction

Q5. How strongly do you agree or disagree with the following statements?

		Strongly Agree	Agree	Disagree	Strongly Disagree	Total Responses
(a)	This school makes students feel like they belong and are supported.	152 56%	112 41%	7 3%	0 0%	271
(b)	If students in this school have a problem, teachers will listen and help.	171 64%	95 35%	2 1%	0 0%	268
(c)	This school's mission is clearly defined.	151 56%	106 39%	12 4%	0 0%	269
(d)	There are sufficient resources available to support instruction.	114 43%	124 46%	24 9%	5 2%	267
(e)	Staff members use data to guide decision making.	103 38%	150 56%	16 6%	1 0%	270



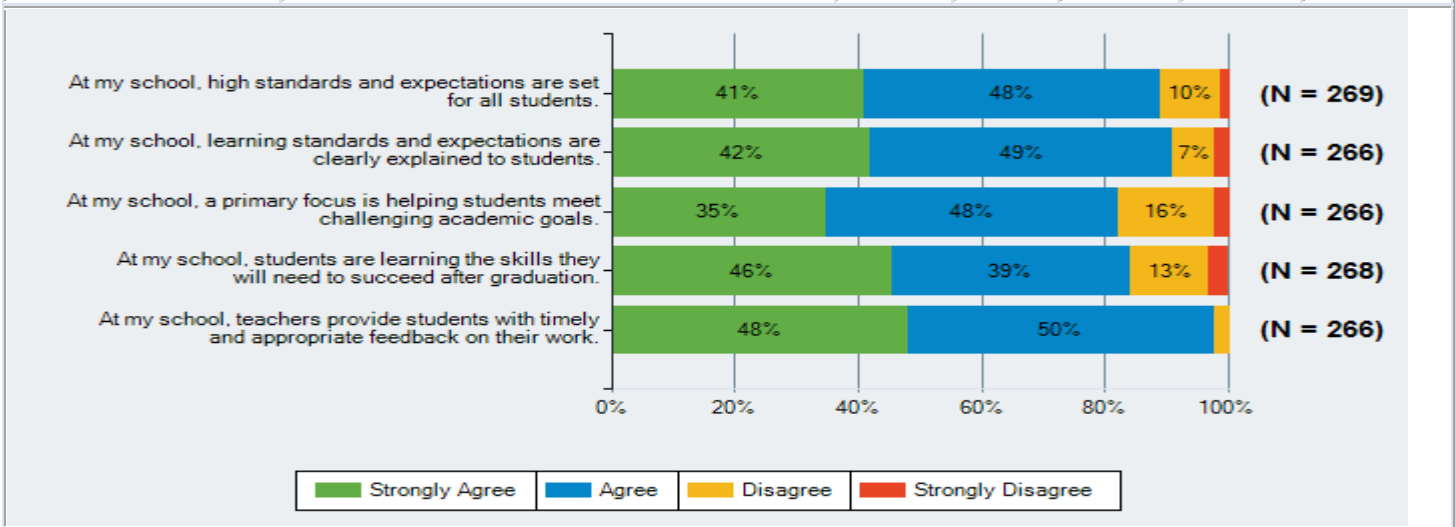
2018-2019 Teachers - School Climate Survey

Academic Preparation

Below are statements about the quality of education students receive at your school. As you respond, please think about your experiences this school year.

Q6. How strongly do you agree or disagree with the following statements?

		Strongly Agree	Agree	Disagree	Strongly Disagree	Total Responses
(a)	At my school, high standards and expectations are set for all students.	110 41%	129 48%	26 10%	4 1%	269
(b)	At my school, learning standards and expectations are clearly explained to students.	113 42%	130 49%	19 7%	4 2%	266
(c)	At my school, a primary focus is helping students meet challenging academic goals.	92 35%	127 48%	43 16%	4 2%	266
(d)	At my school, students are learning the skills they will need to succeed after graduation.	122 46%	104 39%	34 13%	8 3%	268
(e)	At my school, teachers provide students with timely and appropriate feedback on their work.	128 48%	133 50%	4 2%	1 0%	266



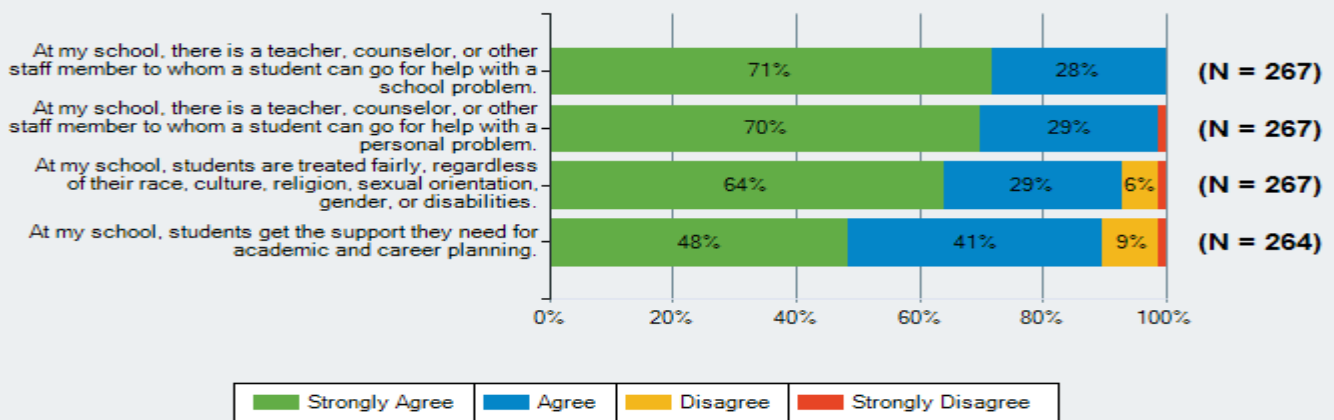
2018-2019 Teachers - School Climate Survey

Student Support

Below are statements about the support students receive at your school. As you respond, please think about your experiences this school year.

Q7. How strongly do you agree or disagree with the following statements?

		Strongly Agree	Agree	Disagree	Strongly Disagree	Total Responses
(a)	At my school, there is a teacher, counselor, or other staff member to whom a student can go for help with a school problem.	190 71%	75 28%	1 0%	1 0%	267
(b)	At my school, there is a teacher, counselor, or other staff member to whom a student can go for help with a personal problem.	187 70%	77 29%	1 0%	2 1%	267
(c)	At my school, students are treated fairly, regardless of their race, culture, religion, sexual orientation, gender, or disabilities.	171 64%	78 29%	16 6%	2 1%	267
(d)	At my school, students get the support they need for academic and career planning.	128 48%	109 41%	25 9%	2 1%	264

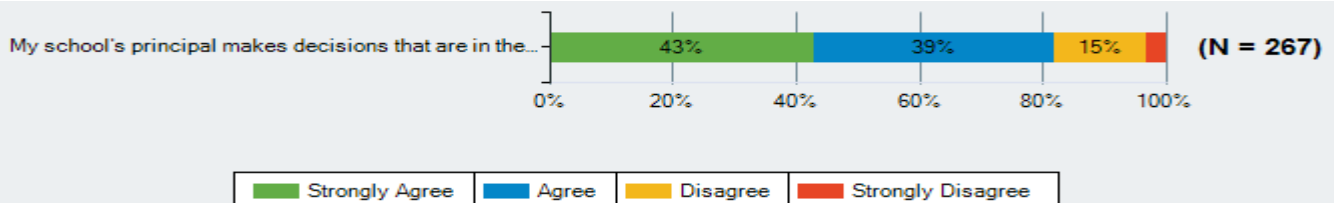


School Principal

Below is a statement about your school's principal. As you respond, please think about your experiences this school year.

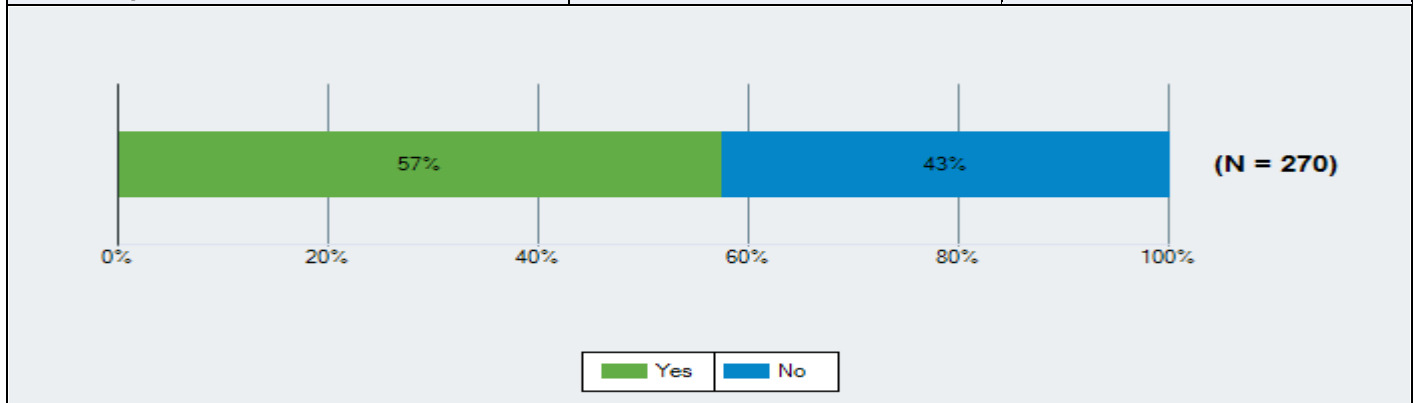
Q8. How strongly do you agree or disagree with the following statement?

		Strongly Agree	Agree	Disagree	Strongly Disagree	Total Responses
(a)	My school's principal makes decisions that are in the best interest of the students.	115 43%	104 39%	41 15%	7 3%	267



2018-2019 Teachers - School Climate Survey

Q 9 Have you had an issue or concern to discuss with the principal or assistant principal this school year?		
Responses	Count	%
Yes	155	57%
No	115	43%
Total Responses	270	

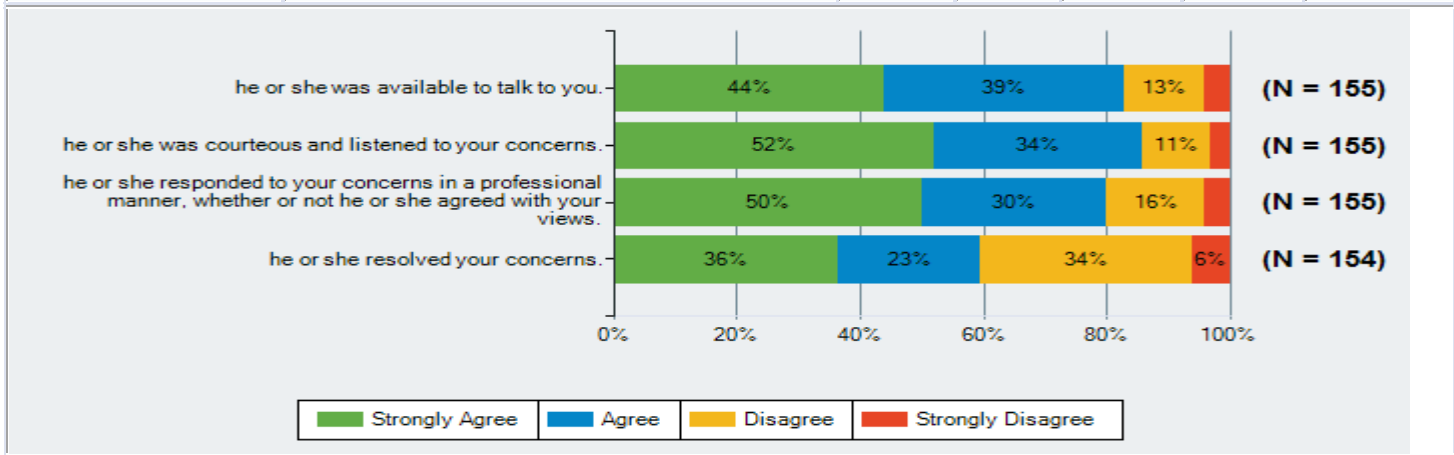


2018-2019 Teachers - School Climate Survey

How strongly do you agree or disagree with the following statements? When you have had an issue or a concern to discuss with the principal or assistant principal ...

Q10.

		Strongly Agree	Agree	Disagree	Strongly Disagree	Total Responses
(a)	he or she was available to talk to you.	68 44%	61 39%	20 13%	6 4%	155
(b)	he or she was courteous and listened to your concerns.	80 52%	53 34%	17 11%	5 3%	155
(c)	he or she responded to your concerns in a professional manner, whether or not he or she agreed with your views.	77 50%	47 30%	25 16%	6 4%	155
(d)	he or she resolved your concerns.	56 36%	35 23%	53 34%	10 6%	154



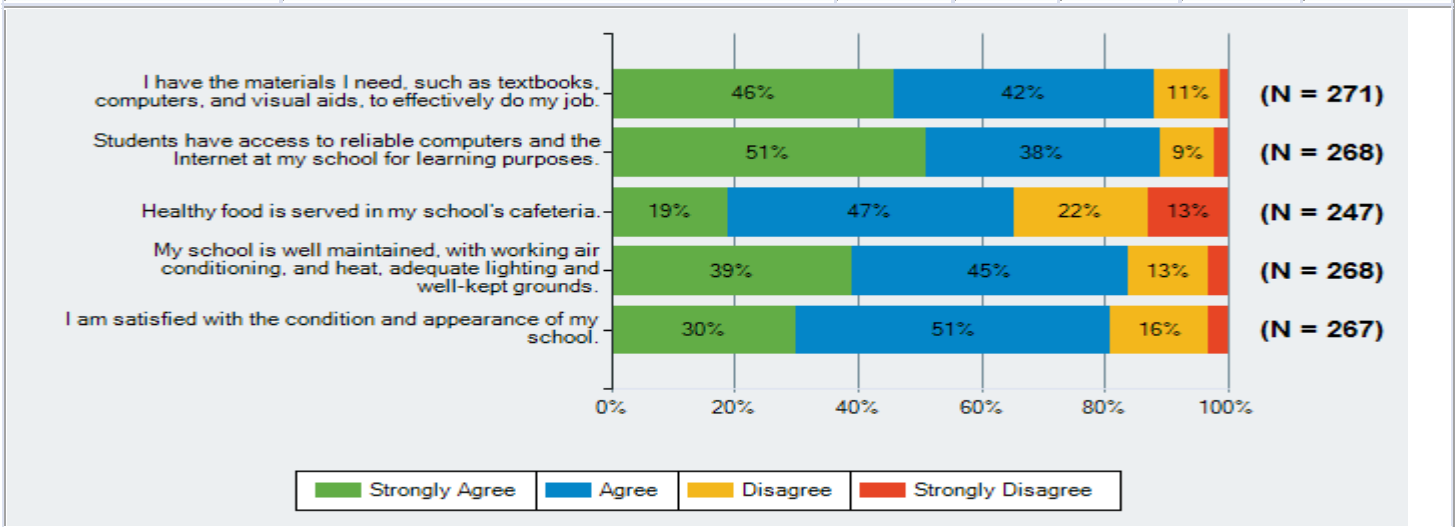
2018-2019 Teachers - School Climate Survey

School Operations

Below are statements about school operations. As you respond, please think about your experiences this school year

Q11. How strongly do you agree or disagree with the following statements?

		Strongly Agree	Agree	Disagree	Strongly Disagree	Total Responses
(a)	I have the materials I need, such as textbooks, computers, and visual aids, to effectively do my job.	124 46%	115 42%	29 11%	3 1%	271
(b)	Students have access to reliable computers and the Internet at my school for learning purposes.	137 51%	102 38%	23 9%	6 2%	268
(c)	Healthy food is served in my school's cafeteria.	47 19%	115 47%	54 22%	31 13%	247
(d)	My school is well maintained, with working air conditioning, and heat, adequate lighting and well-kept grounds.	105 39%	120 45%	36 13%	7 3%	268
(e)	I am satisfied with the condition and appearance of my school.	80 30%	135 51%	44 16%	8 3%	267



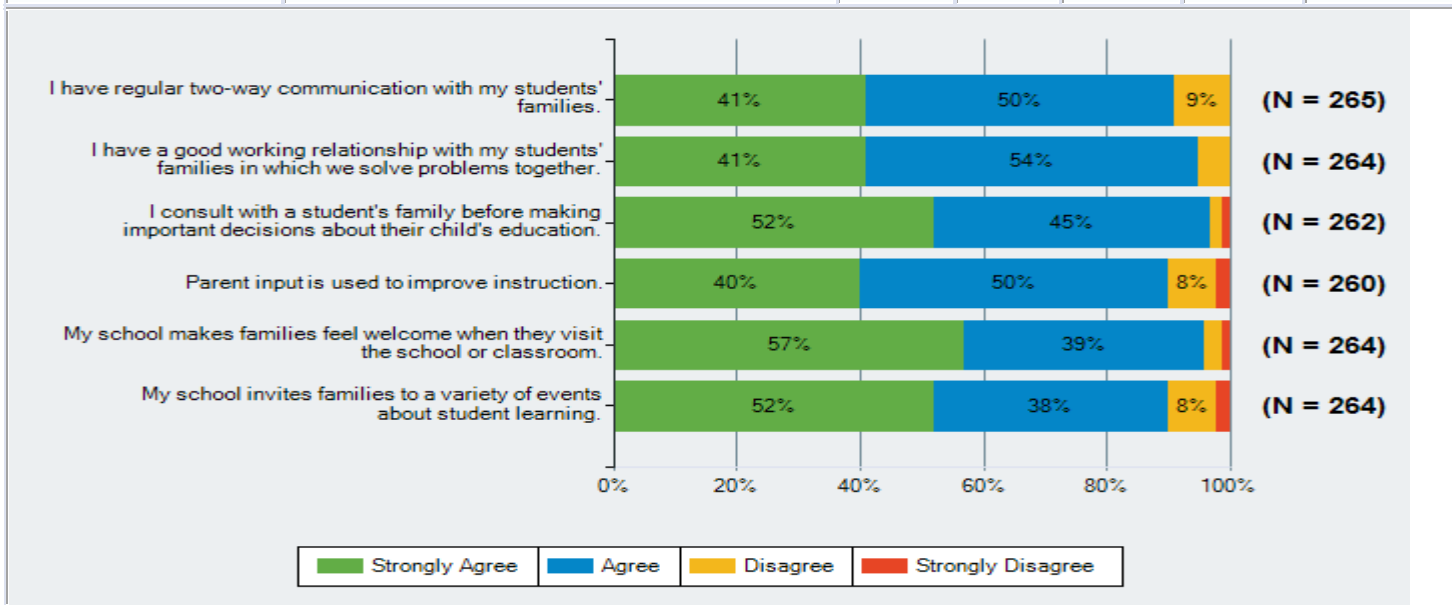
2018-2019 Teachers - School Climate Survey

Parent and Family Engagement

Below are statements about parent and family engagement. As you respond, please think about your experiences this school year.

Q12. How strongly do you agree or disagree with the following statements?

		Strongly Agree	Agree	Disagree	Strongly Disagree	Total Responses
(a)	I have regular two-way communication with my students' families.	108 41%	133 50%	23 9%	1 0%	265
(b)	I have a good working relationship with my students' families in which we solve problems together.	108 41%	143 54%	12 5%	1 0%	264
(c)	I consult with a student's family before making important decisions about their child's education.	136 52%	118 45%	6 2%	2 1%	262
(d)	Parent input is used to improve instruction.	103 40%	130 50%	22 8%	5 2%	260
(e)	My school makes families feel welcome when they visit the school or classroom.	150 57%	102 39%	9 3%	3 1%	264
(f)	My school invites families to a variety of events about student learning.	137 52%	100 38%	21 8%	6 2%	264



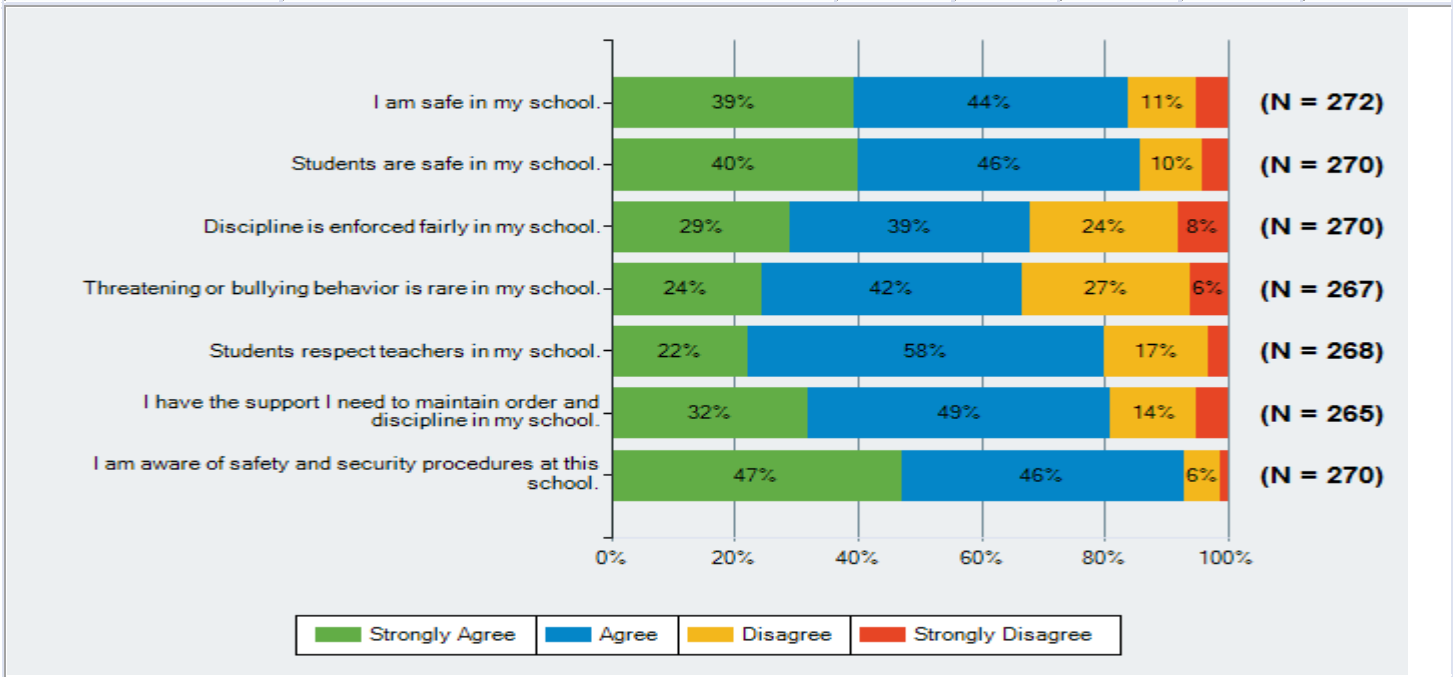
2018-2019 Teachers - School Climate Survey

Safety and Behavior

Below are statements about safety and behavior. As you respond, please think about your experiences this school year.

Q13. How strongly do you agree or disagree with the following statements?

		Strongly Agree	Agree	Disagree	Strongly Disagree	Total Responses
(a)	I am safe in my school.	107 39%	121 44%	31 11%	13 5%	272
(b)	Students are safe in my school.	109 40%	124 46%	26 10%	11 4%	270
(c)	Discipline is enforced fairly in my school.	77 29%	106 39%	66 24%	21 8%	270
(d)	Threatening or bullying behavior is rare in my school.	65 24%	113 42%	73 27%	16 6%	267
(e)	Students respect teachers in my school.	59 22%	155 58%	45 17%	9 3%	268
(f)	I have the support I need to maintain order and discipline in my school.	85 32%	129 49%	37 14%	14 5%	265
(g)	I am aware of safety and security procedures at this school.	126 47%	123 46%	17 6%	4 1%	270

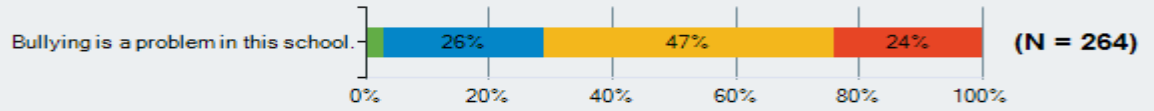


2018-2019 Teachers - School Climate Survey

Safety and Behavior

Q14. How strongly do you agree or disagree with the following statement?

		Strongly Agree	Agree	Disagree	Strongly Disagree	Total Responses
(a)	Bullying is a problem in this school.	8 3%	69 26%	124 47%	63 24%	264

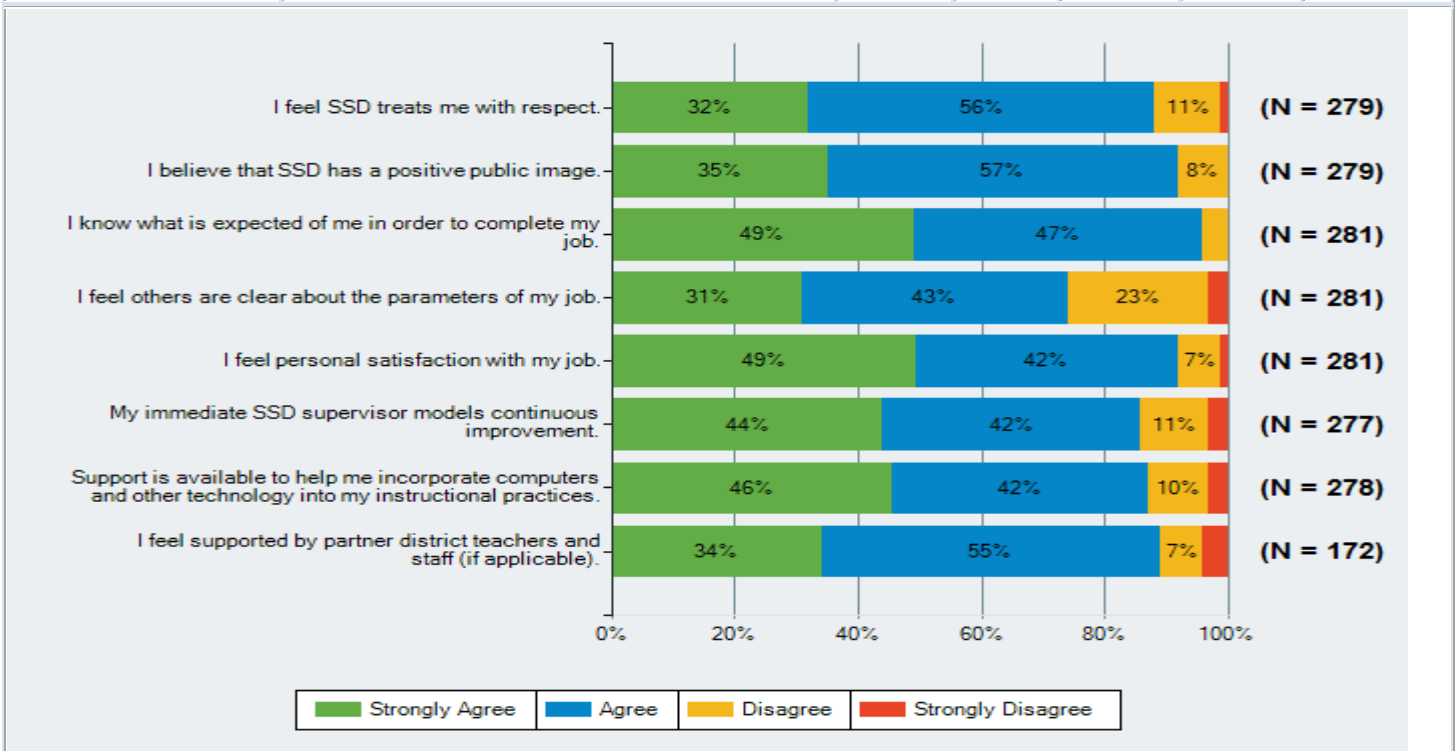


2018-2019 Teachers - School Climate Survey

Job Satisfaction

Q15. How strongly do you agree or disagree with the following statements?

		Strongly Agree	Agree	Disagree	Strongly Disagree	Total Responses
(a)	I feel SSD treats me with respect.	89 32%	155 56%	32 11%	3 1%	279
(b)	I believe that SSD has a positive public image.	98 35%	159 57%	22 8%	0 0%	279
(c)	I know what is expected of me in order to complete my job.	138 49%	133 47%	10 4%	0 0%	281
(d)	I feel others are clear about the parameters of my job.	86 31%	120 43%	66 23%	9 3%	281
(e)	I feel personal satisfaction with my job.	138 49%	119 42%	20 7%	4 1%	281
(f)	My immediate SSD supervisor models continuous improvement.	122 44%	115 42%	31 11%	9 3%	277
(g)	Support is available to help me incorporate computers and other technology into my instructional practices.	128 46%	116 42%	27 10%	7 3%	278
(h)	I feel supported by partner district teachers and staff (if applicable).	58 34%	95 55%	12 7%	7 4%	172

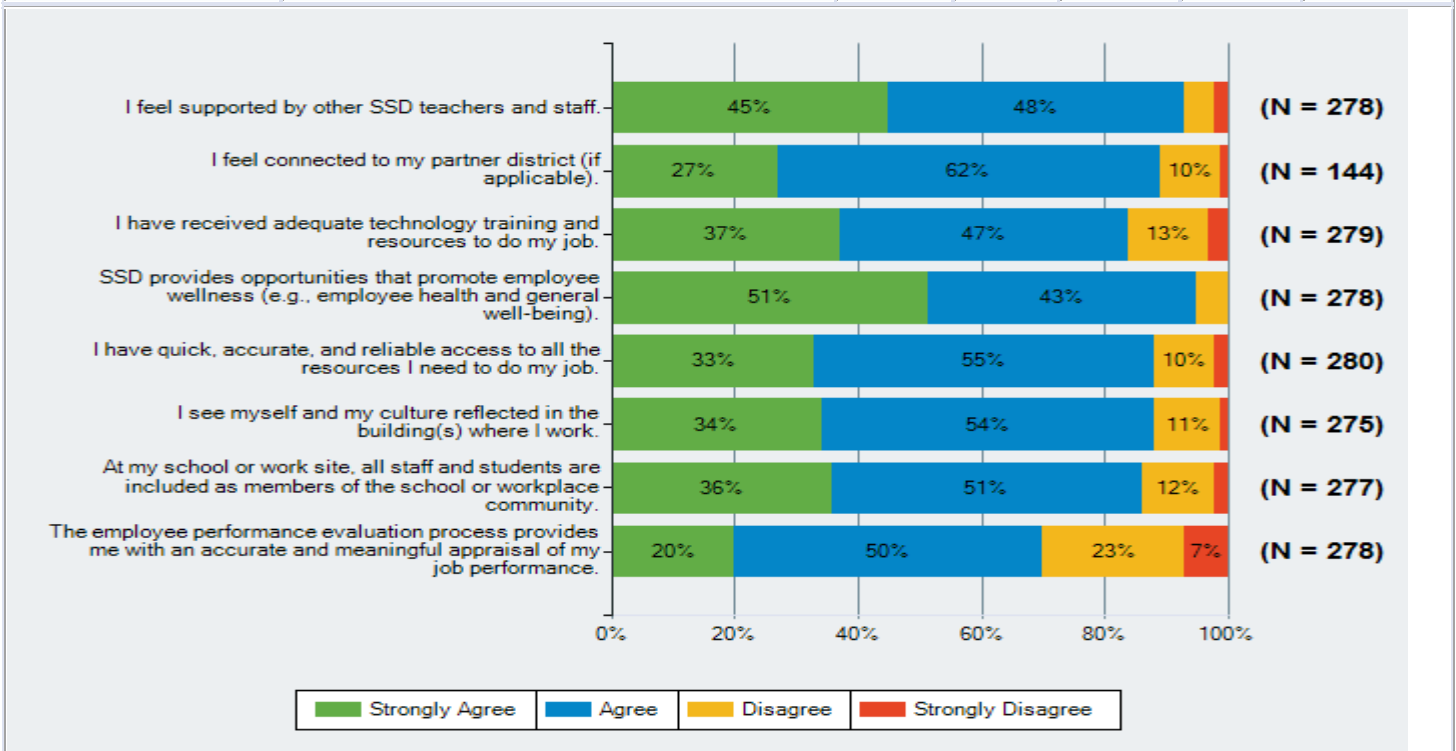


2018-2019 Teachers - School Climate Survey

Job Satisfaction (Continued)

Q16. How strongly do you agree or disagree with the following statements?

		Strongly Agree	Agree	Disagree	Strongly Disagree	Total Responses
(a)	I feel supported by other SSD teachers and staff.	125 45%	133 48%	14 5%	6 2%	278
(b)	I feel connected to my partner district (if applicable).	39 27%	89 62%	15 10%	1 1%	144
(c)	I have received adequate technology training and resources to do my job.	104 37%	131 47%	37 13%	7 3%	279
(d)	SSD provides opportunities that promote employee wellness (e.g., employee health and general well-being).	142 51%	120 43%	15 5%	1 0%	278
(e)	I have quick, accurate, and reliable access to all the resources I need to do my job.	91 33%	154 55%	29 10%	6 2%	280
(f)	I see myself and my culture reflected in the building(s) where I work.	94 34%	148 54%	29 11%	4 1%	275
(g)	At my school or work site, all staff and students are included as members of the school or workplace community.	99 36%	140 51%	33 12%	5 2%	277
(h)	The employee performance evaluation process provides me with an accurate and meaningful appraisal of my job performance.	56 20%	140 50%	63 23%	19 7%	278

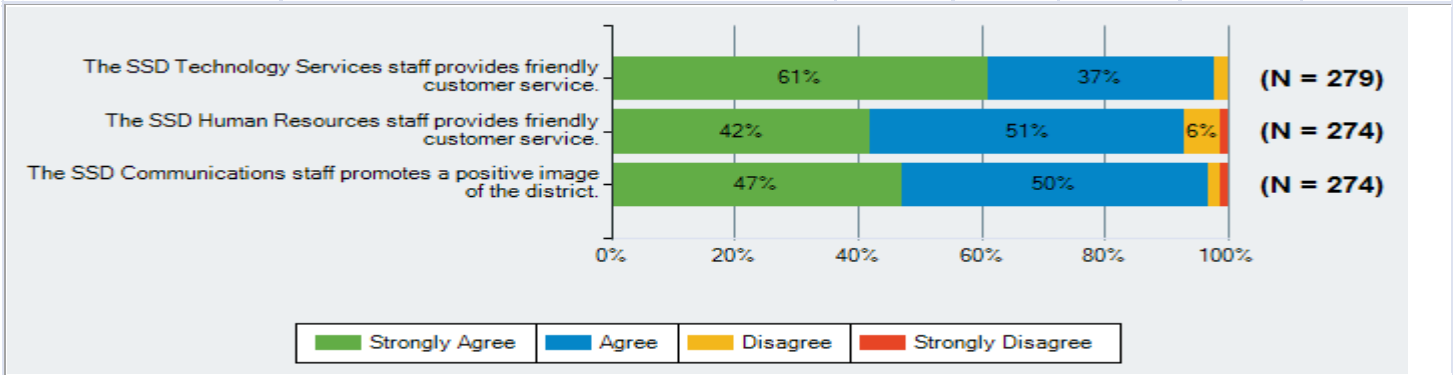


2018-2019 Teachers - School Climate Survey

Satisfaction With SSD Support Departments

Q17. How strongly do you agree or disagree with the following statements?

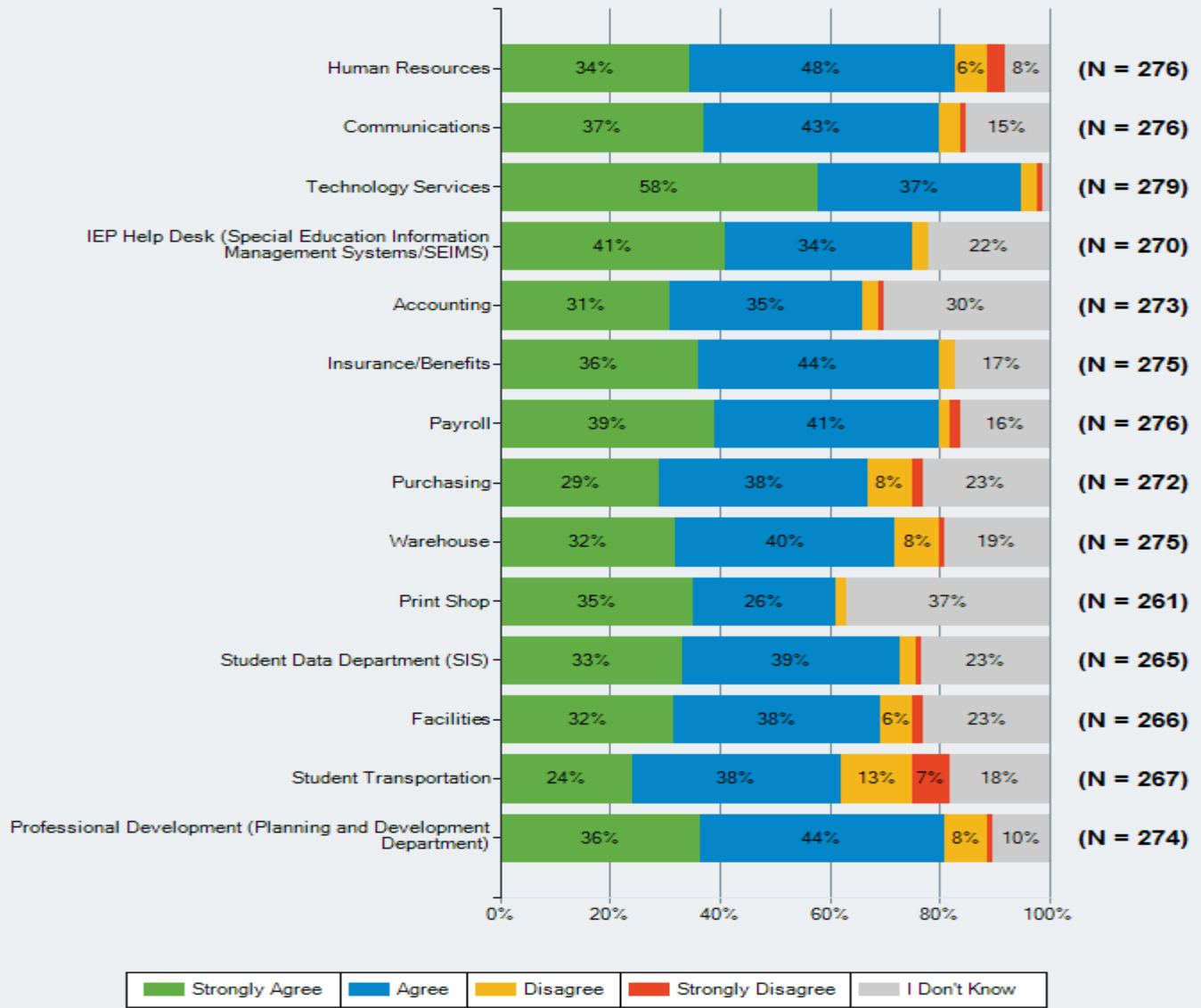
		Strongly Agree	Agree	Disagree	Strongly Disagree	Total Responses
(a)	The SSD Technology Services staff provides friendly customer service.	169 61%	104 37%	5 2%	1 0%	279
(b)	The SSD Human Resources staff provides friendly customer service.	115 42%	139 51%	16 6%	4 1%	274
(c)	The SSD Communications staff promotes a positive image of the district.	128 47%	138 50%	5 2%	3 1%	274



2018-2019 Teachers - School Climate Survey

I am satisfied with the service provided by the following SSD departments:							
Q18.							
		Strongly Agree	Agree	Disagree	Strongly Disagree	I Don't Know	Total Responses
(a)	Human Resources	95 34%	133 48%	17 6%	9 3%	22 8%	276
(b)	Communications	102 37%	118 43%	10 4%	4 1%	42 15%	276
(c)	Technology Services	161 58%	104 37%	9 3%	3 1%	2 1%	279
(d)	IEP Help Desk (Special Education Information Management Systems/SEIMS)	111 41%	92 34%	7 3%	0 0%	60 22%	270
(e)	Accounting	85 31%	95 35%	7 3%	3 1%	83 30%	273
(f)	Insurance/Benefits	99 36%	121 44%	7 3%	1 0%	47 17%	275
(g)	Payroll	109 39%	112 41%	5 2%	5 2%	45 16%	276
(h)	Purchasing	79 29%	102 38%	23 8%	5 2%	63 23%	272
(i)	Warehouse	88 32%	110 40%	21 8%	3 1%	53 19%	275
(j)	Print Shop	92 35%	69 26%	4 2%	0 0%	96 37%	261
(k)	Student Data Department (SIS)	88 33%	103 39%	9 3%	3 1%	62 23%	265
(l)	Facilities	84 32%	100 38%	15 6%	5 2%	62 23%	266
(m)	Student Transportation	63 24%	102 38%	35 13%	20 7%	47 18%	267
(n)	Professional Development (Planning and Development Department)	100 36%	120 44%	22 8%	4 1%	28 10%	274

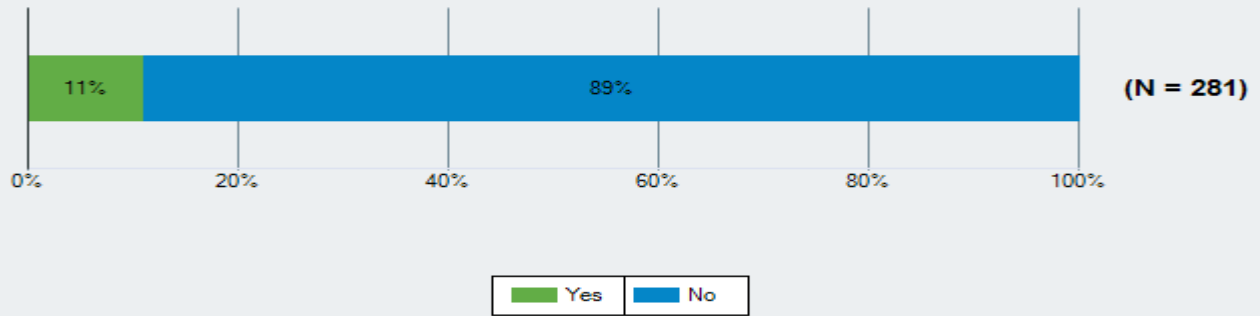
2018-2019 Teachers - School Climate Survey



2018-2019 Teachers - School Climate Survey

Q 19 Have you had an issue or concern to discuss with an SSD director, assistant superintendent, or cabinet member this school year?

Responses	Count	%
Yes	31	11%
No	250	89%
Total Responses	281	

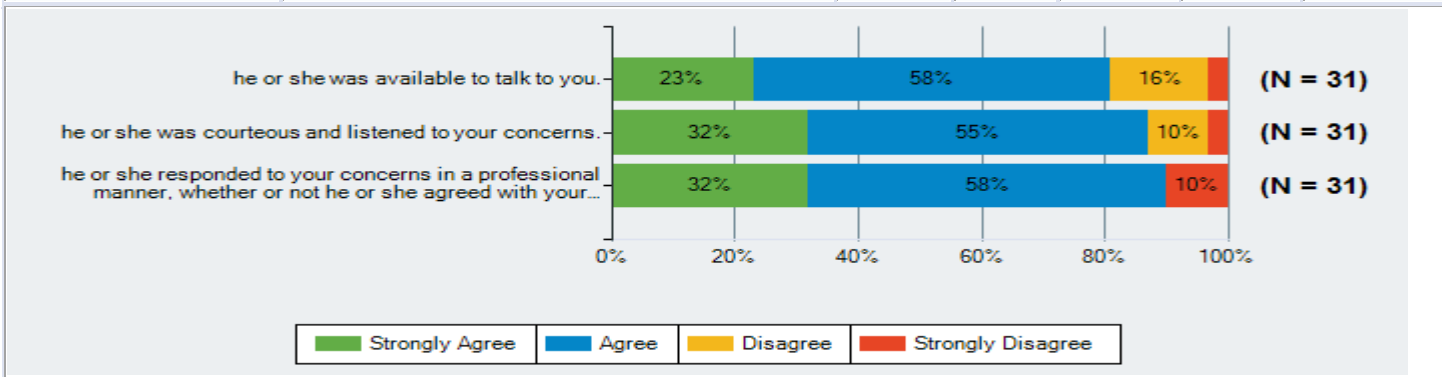


2018-2019 Teachers - School Climate Survey

How strongly do you agree or disagree with the following statements? When you have had an issue or a concern to discuss with an SSD director, assistant superintendent or cabinet member . . .

Q20.

		Strongly Agree	Agree	Disagree	Strongly Disagree	Total Responses
(a)	he or she was available to talk to you.	7 23%	18 58%	5 16%	1 3%	31
(b)	he or she was courteous and listened to your concerns.	10 32%	17 55%	3 10%	1 3%	31
(c)	he or she responded to your concerns in a professional manner, whether or not he or she agreed with your views.	10 32%	18 58%	0 0%	3 10%	31



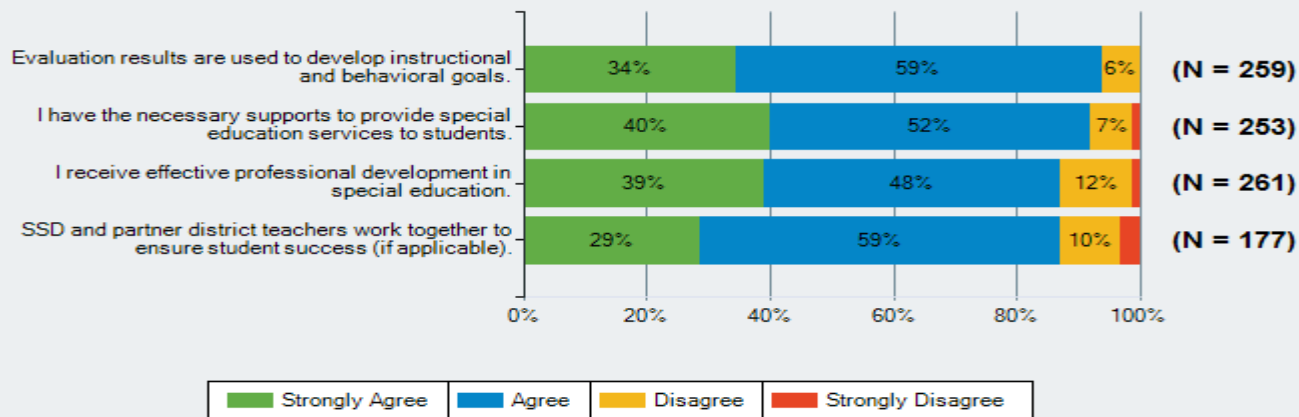
Special Education Services

Below are statements about special education services. As you respond, please think about your experiences this school year.

Q21. How strongly do you agree or disagree with the following statements?

		Strongly Agree	Agree	Disagree	Strongly Disagree	Total Responses
(a)	Evaluation results are used to develop instructional and behavioral goals.	89 34%	154 59%	15 6%	1 0%	259
(b)	I have the necessary supports to provide special education services to students.	102 40%	131 52%	17 7%	3 1%	253
(c)	I receive effective professional development in special education.	103 39%	124 48%	31 12%	3 1%	261
(d)	SSD and partner district teachers work together to ensure student success (if applicable).	51 29%	104 59%	17 10%	5 3%	177

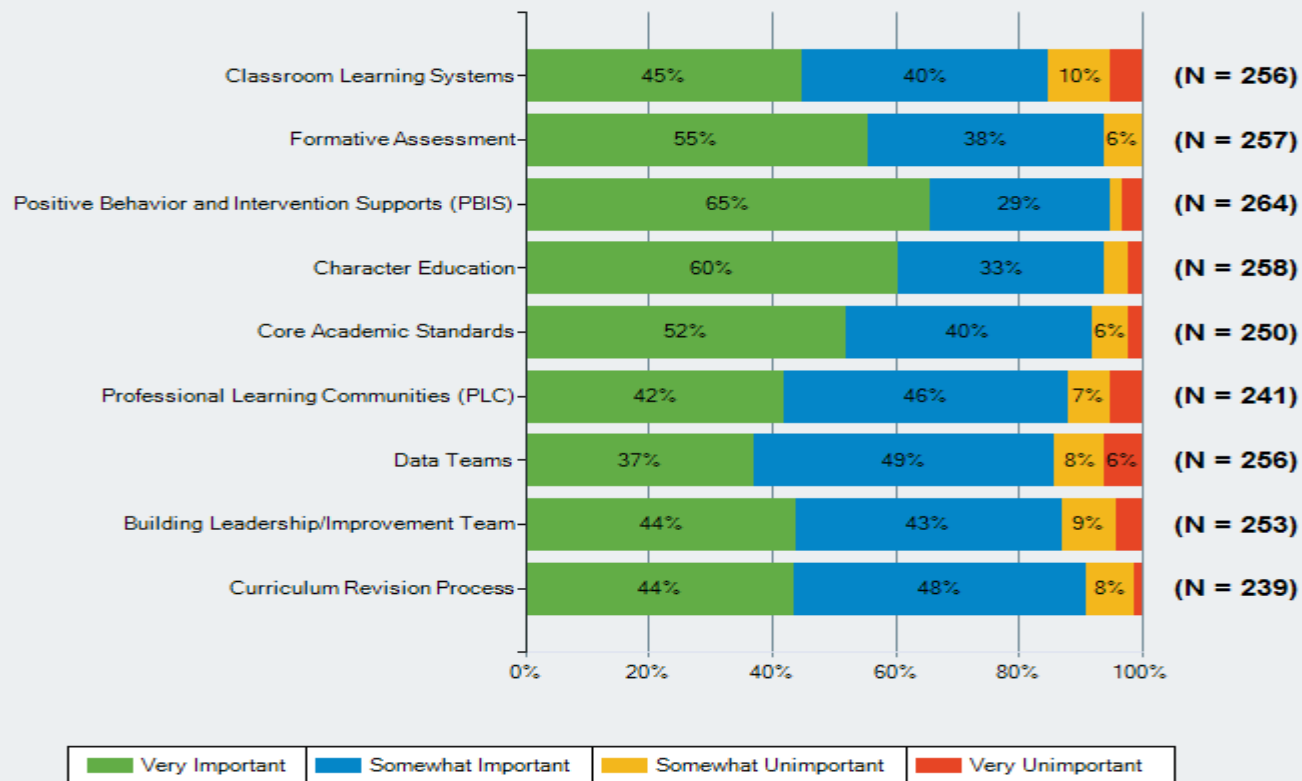
2018-2019 Teachers - School Climate Survey



2018-2019 Teachers - School Climate Survey

Additional Educational Programs						
Q22. Please rate how important each of the following is to education.						
(Not applicable responses have been excluded from calculations)						
		Very Important	Somewhat Important	Somewhat Unimportant	Very Unimportant	Total Responses
(a)	Classroom Learning Systems	114 45%	103 40%	26 10%	13 5%	256
(b)	Formative Assessment	142 55%	98 38%	16 6%	1 0%	257
(c)	Positive Behavior and Intervention Supports (PBIS)	172 65%	77 29%	6 2%	9 3%	264
(d)	Character Education	156 60%	85 33%	11 4%	6 2%	258
(e)	Core Academic Standards	130 52%	101 40%	15 6%	4 2%	250
(f)	Professional Learning Communities (PLC)	102 42%	111 46%	17 7%	11 5%	241
(g)	Data Teams	94 37%	126 49%	21 8%	15 6%	256
(h)	Building Leadership/Improvement Team	111 44%	110 43%	22 9%	10 4%	253
(i)	Curriculum Revision Process	104 44%	114 48%	18 8%	3 1%	239

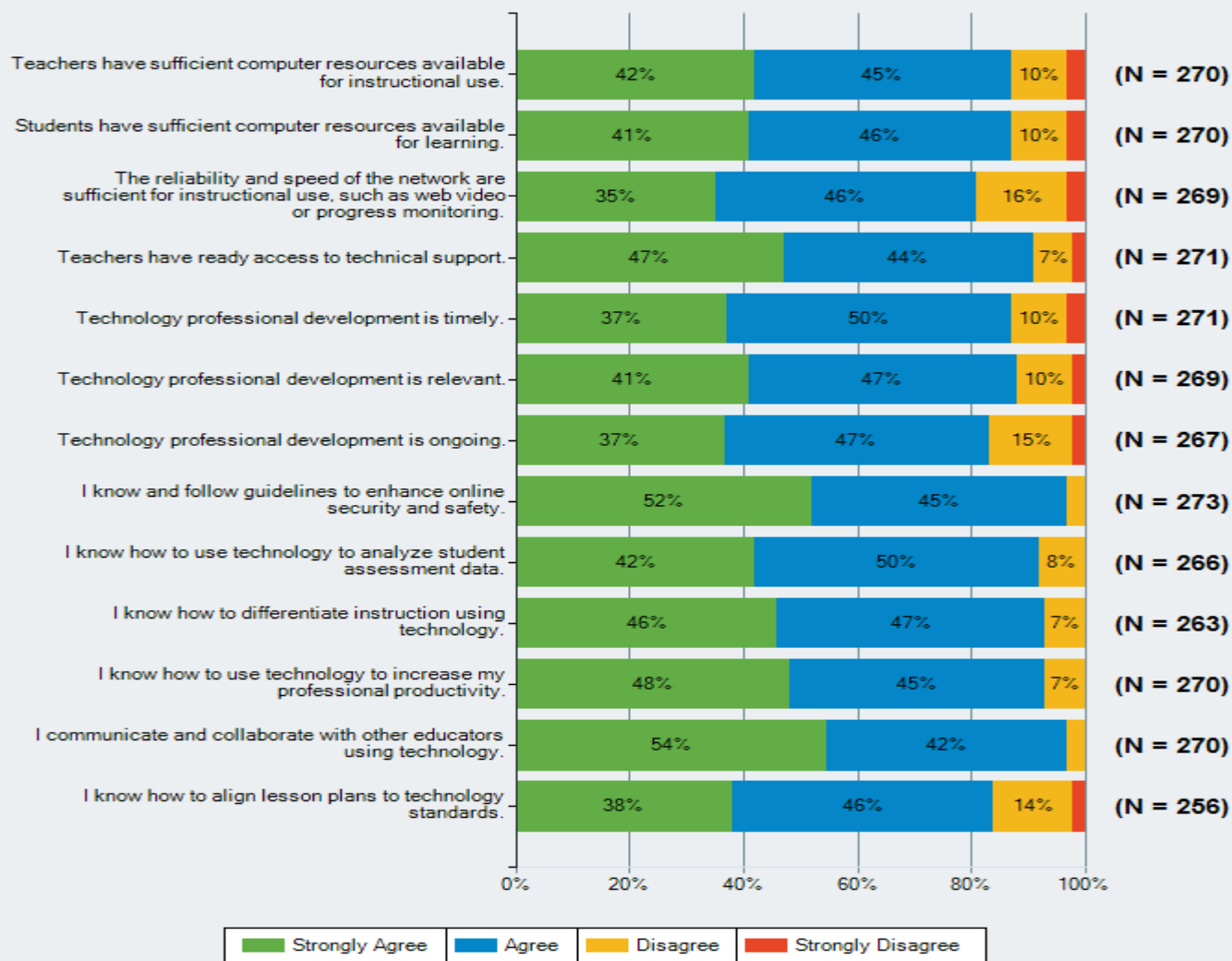
2018-2019 Teachers - School Climate Survey



2018-2019 Teachers - School Climate Survey

Technology						
Q23. How strongly do you agree or disagree with the following statements?						
		Strongly Agree	Agree	Disagree	Strongly Disagree	Total Responses
(a)	Teachers have sufficient computer resources available for instructional use.	113 42%	121 45%	28 10%	8 3%	270
(b)	Students have sufficient computer resources available for learning.	110 41%	124 46%	28 10%	8 3%	270
(c)	The reliability and speed of the network are sufficient for instructional use, such as web video or progress monitoring.	94 35%	123 46%	43 16%	9 3%	269
(d)	Teachers have ready access to technical support.	128 47%	118 44%	20 7%	5 2%	271
(e)	Technology professional development is timely.	99 37%	136 50%	28 10%	8 3%	271
(f)	Technology professional development is relevant.	111 41%	126 47%	27 10%	5 2%	269
(g)	Technology professional development is ongoing.	98 37%	125 47%	39 15%	5 2%	267
(h)	I know and follow guidelines to enhance online security and safety.	141 52%	124 45%	7 3%	1 0%	273
(i)	I know how to use technology to analyze student assessment data.	112 42%	132 50%	21 8%	1 0%	266
(j)	I know how to differentiate instruction using technology.	121 46%	123 47%	18 7%	1 0%	263
(k)	I know how to use technology to increase my professional productivity.	130 48%	121 45%	18 7%	1 0%	270
(l)	I communicate and collaborate with other educators using technology.	146 54%	114 42%	9 3%	1 0%	270
(m)	I know how to align lesson plans to technology standards.	98 38%	117 46%	37 14%	4 2%	256

2018-2019 Teachers - School Climate Survey

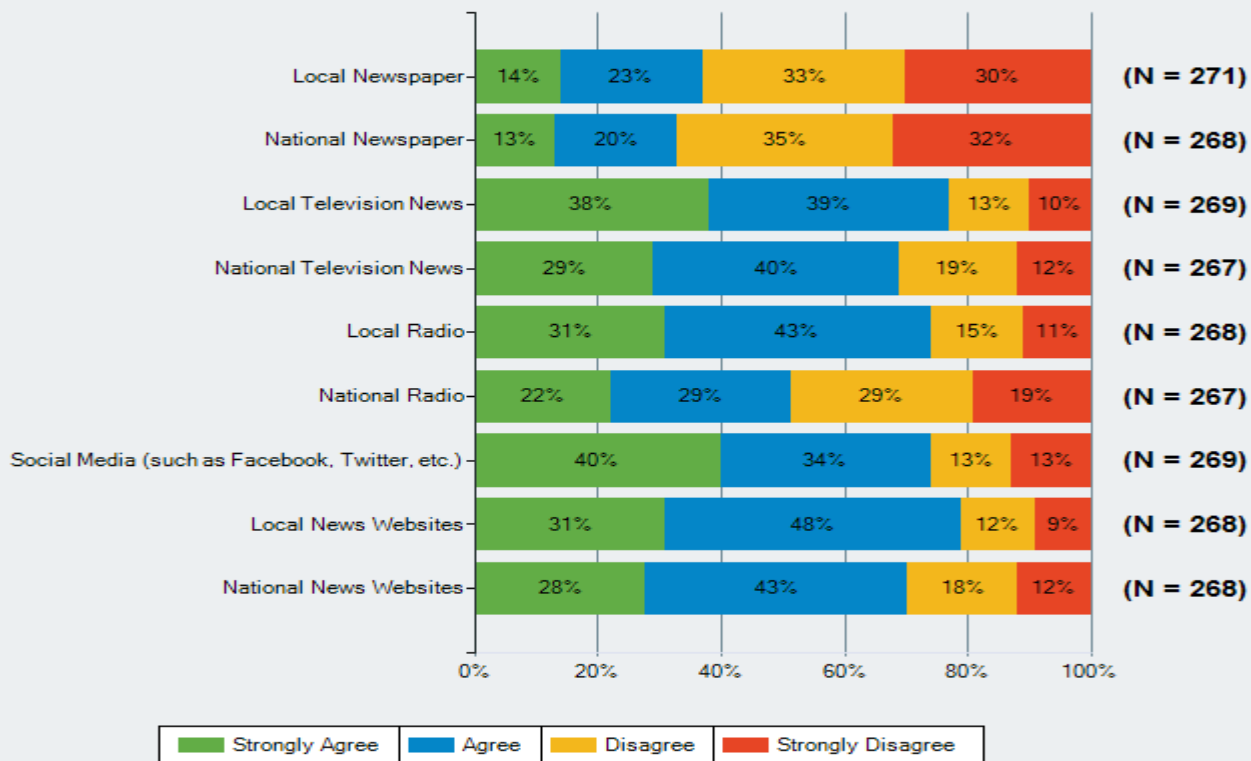


2018-2019 Teachers - School Climate Survey

Please indicate the extent to which you agree or disagree that you use the following tools to get general information on a daily basis.

Q24.						
		Strongly Agree	Agree	Disagree	Strongly Disagree	Total Responses
(a)	Local Newspaper	38 14%	63 23%	90 33%	80 30%	271
(b)	National Newspaper	35 13%	54 20%	93 35%	86 32%	268
(c)	Local Television News	102 38%	106 39%	35 13%	26 10%	269
(d)	National Television News	77 29%	107 40%	52 19%	31 12%	267
(e)	Local Radio	83 31%	116 43%	40 15%	29 11%	268
(f)	National Radio	59 22%	78 29%	78 29%	52 19%	267
(g)	Social Media (such as Facebook, Twitter, etc.)	107 40%	92 34%	36 13%	34 13%	269
(h)	Local News Websites	84 31%	129 48%	32 12%	23 9%	268
(i)	National News Websites	74 28%	115 43%	47 18%	32 12%	268

2018-2019 Teachers - School Climate Survey

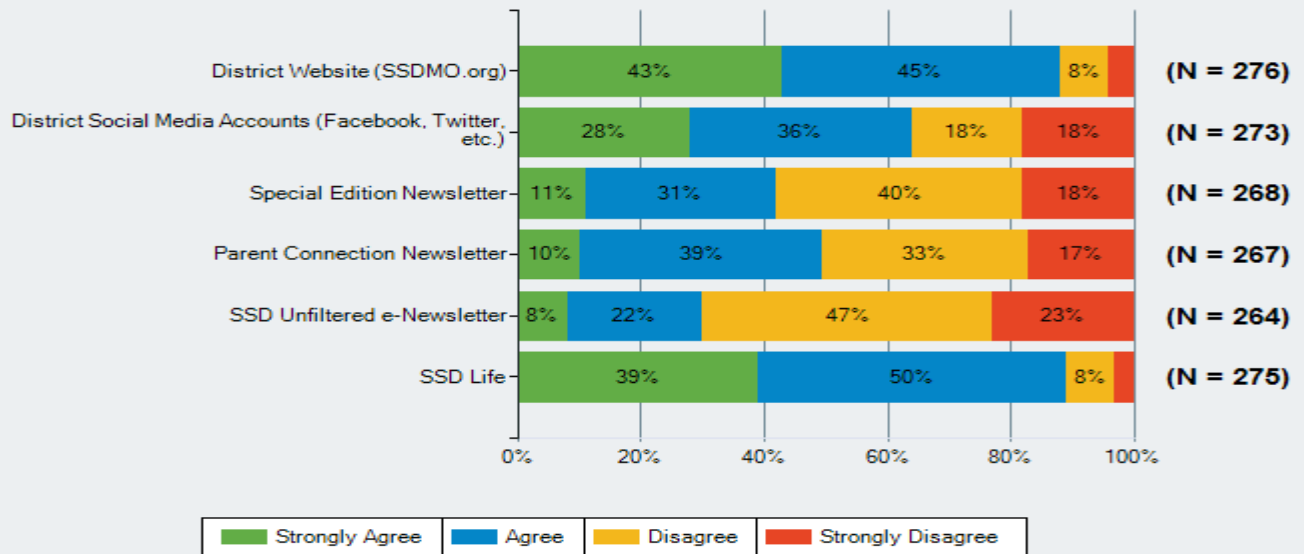


2018-2019 Teachers - School Climate Survey

Please indicate the extent to which you agree or disagree that you use the following tools to get information about Special School District.

Q25.

		Strongly Agree	Agree	Disagree	Strongly Disagree	Total Responses
(a)	District Website (SSDMO.org)	118 43%	125 45%	21 8%	12 4%	276
(b)	District Social Media Accounts (Facebook, Twitter, etc.)	76 28%	98 36%	49 18%	50 18%	273
(c)	Special Edition Newsletter	29 11%	83 31%	107 40%	49 18%	268
(d)	Parent Connection Newsletter	27 10%	105 39%	89 33%	46 17%	267
(e)	SSD Unfiltered e-Newsletter	22 8%	58 22%	124 47%	60 23%	264
(f)	SSD Life	108 39%	137 50%	22 8%	8 3%	275

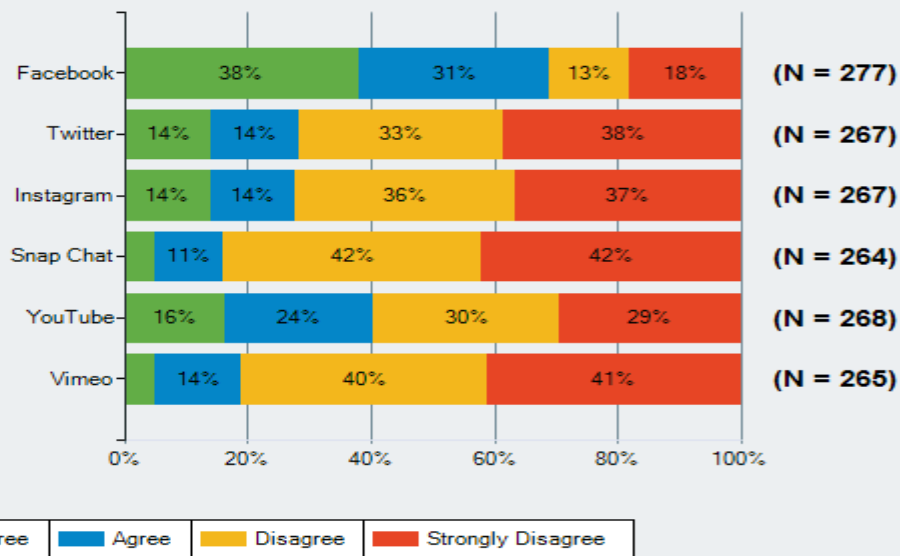


2018-2019 Teachers - School Climate Survey

Please indicate the extent to which you agree or disagree that you would use the following social media channels to get information about Special School District.

Q26.

		Strongly Agree	Agree	Disagree	Strongly Disagree	Total Responses
(a)	Facebook	105 38%	86 31%	35 13%	51 18%	277
(b)	Twitter	38 14%	38 14%	89 33%	102 38%	267
(c)	Instagram	37 14%	37 14%	95 36%	98 37%	267
(d)	Snap Chat	13 5%	29 11%	110 42%	112 42%	264
(e)	YouTube	44 16%	64 24%	81 30%	79 29%	268
(f)	Vimeo	12 5%	37 14%	107 40%	109 41%	265

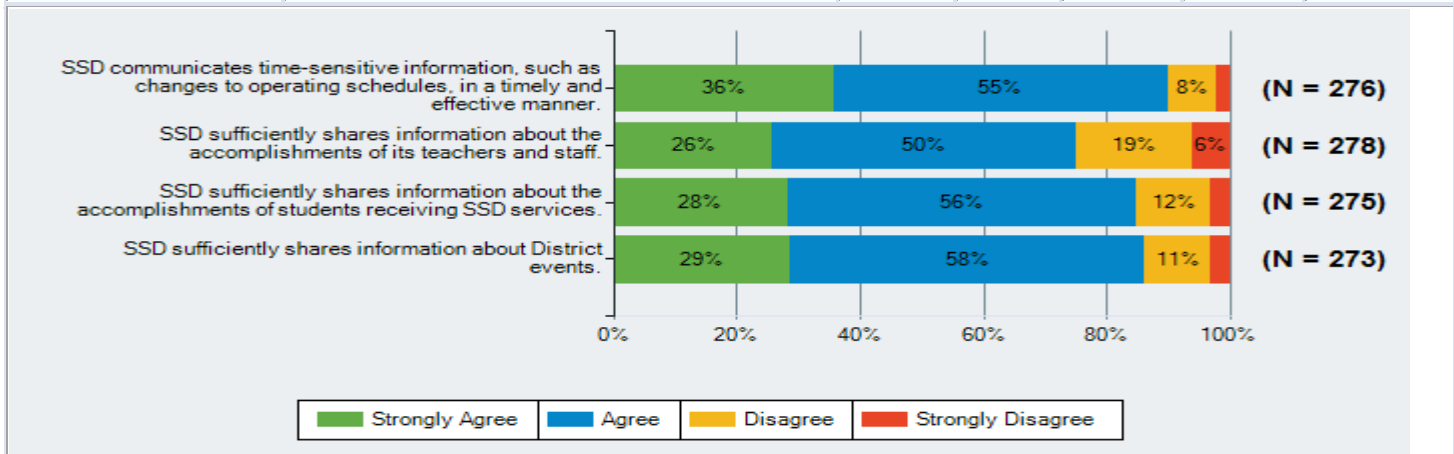


2018-2019 Teachers - School Climate Survey

Please indicate the extent to which you agree or disagree with each of the following statements.

Q27.

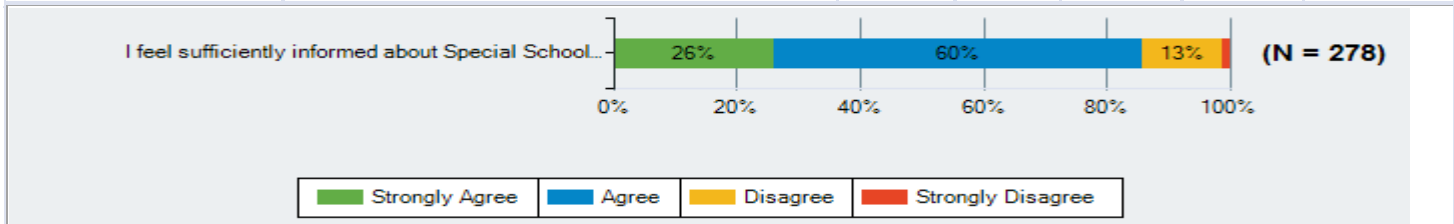
		Strongly Agree	Agree	Disagree	Strongly Disagree	Total Responses
(a)	SSD communicates time-sensitive information, such as changes to operating schedules, in a timely and effective manner.	98 36%	151 55%	22 8%	5 2%	276
(b)	SSD sufficiently shares information about the accomplishments of its teachers and staff.	71 26%	138 50%	53 19%	16 6%	278
(c)	SSD sufficiently shares information about the accomplishments of students receiving SSD services.	78 28%	155 56%	33 12%	9 3%	275
(d)	SSD sufficiently shares information about District events.	78 29%	158 58%	30 11%	7 3%	273



Please indicate the extent to which you agree or disagree with the following statement.

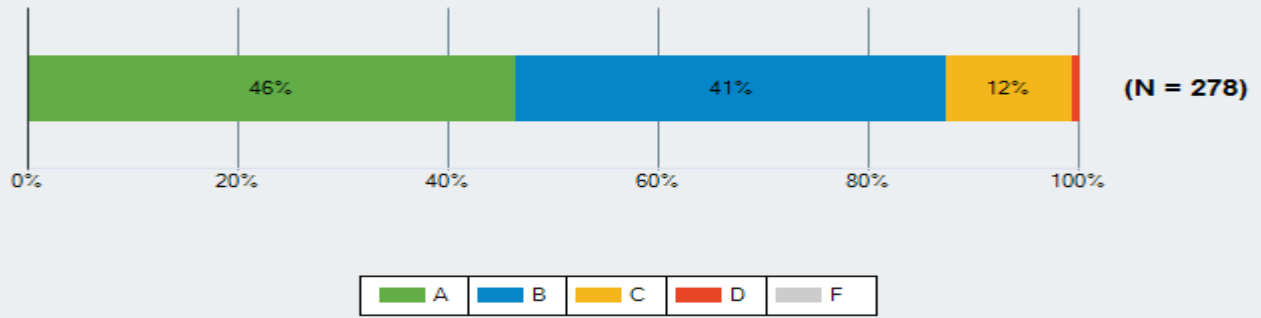
Q28.

		Strongly Agree	Agree	Disagree	Strongly Disagree	Total Responses
(a)	I feel sufficiently informed about Special School District news and events.	72 26%	166 60%	36 13%	4 1%	278



2018-2019 Teachers - School Climate Survey

Q 30 What grade would you give SSD for how well it is meeting the needs of its students?		
Responses	Count	%
A	129	46%
B	114	41%
C	33	12%
D	2	1%
F	0	0%
Total Responses	278	



2018-2019 Teachers - School Climate Survey

Q 32 What grade would you give the overall quality of your school?		
Responses	Count	%
A	129	48%
B	94	35%
C	34	13%
D	10	4%
F	1	0%
Total Responses	268	

