



# **South County Technical**

## **SSD Employee Engagement & Climate Survey**

### **Teacher Version**

### **Fall 2022**



Report created by  
Panorama Education



## Summary

Topic Description	Results	Comparison
<b>Additional questions</b>	<b>66%</b>	<b>46%</b> Special School District
<b>Communicating results</b>	<b>64%</b>	<b>70%</b> Special School District
<b>Communications</b>	<b>69%</b>	<b>64%</b> Special School District
<b>Deia</b>	<b>62%</b>	<b>55%</b> Special School District
<b>Feedback and Coaching</b> Perceptions of the amount and quality of feedback faculty and staff receive.	<b>35%</b>	<b>34%</b> Special School District
<b>Mission and vision</b>	<b>63%</b>	<b>69%</b> Special School District
<b>Overall engagement</b>	<b>68%</b>	<b>73%</b> Special School District
<b>Professional Learning</b>	<b>43%</b>	<b>45%</b> Special School District
<b>School Climate</b> Perceptions of the overall social and learning climate of the school.	<b>51%</b>	<b>40%</b> Special School District
<b>School Leadership</b> Perceptions of the school leadership's effectiveness.	<b>55%</b>	<b>48%</b> Special School District



**Staff-Leadership Relationships**

Perceptions of faculty and staff relationships with school leaders.

**66%**

**61%**

Special School District

**Well-being**

Faculty and staff perceptions of their own professional well-being.

**65%**

**57%**

Special School District

**Work environment**

**72%**

**74%**

Special School District

35 responses



# Additional questions

Your average

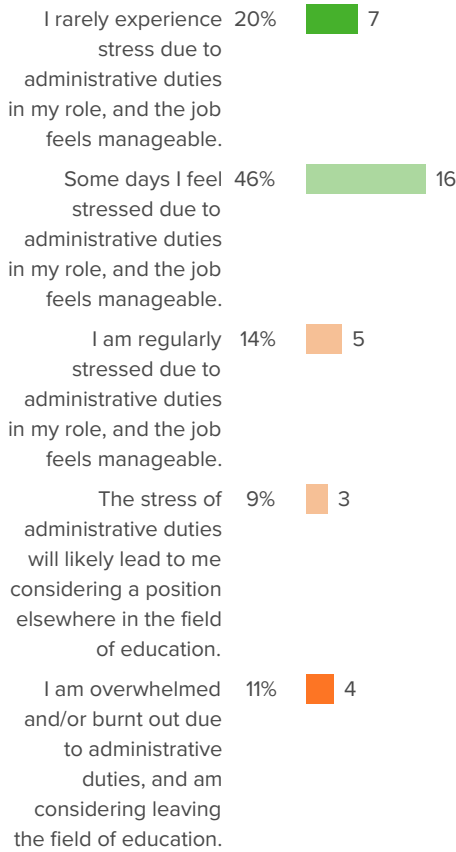
**66%**

35 responses

District average: **46%** Special School District

## How did people respond?

### Q.1: To what extent do administrative duties (e.g. data entry, email, filling out forms, etc.) impact your personal level of stress?



Favorable: **66%**



# Communicating results

Your average

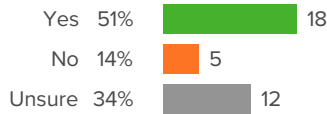
# 64%

35 responses

District average: **70%** Special School District

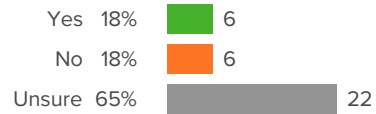
## How did people respond?

**Q.1: The SSD Employee Engagement Survey was last administered in February/March 2022. Were the results shared with you?**



Favorable: **78%**

**Q.2: Has your immediate SSD supervisor made changes to improve employee engagement since the last survey?**



Favorable: **50%**



# Communications

Your average

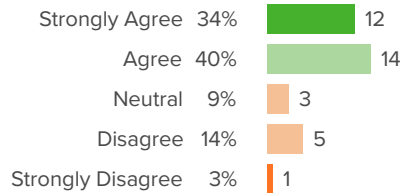
**69%**

35 responses

District average: **64%** Special School District

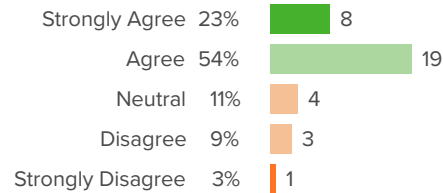
## How did people respond?

### Q.1: My direct supervisor provides me with constructive feedback.



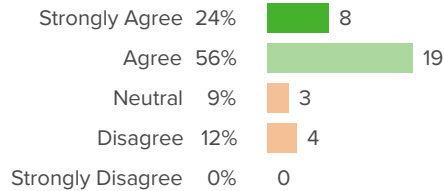
Favorable: **74%**

### Q.2: I receive adequate and timely information about district news and initiatives.



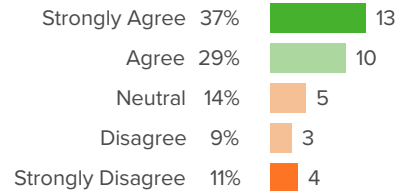
Favorable: **77%**

### Q.3: I am aware of where and how I can direct a question or concern.



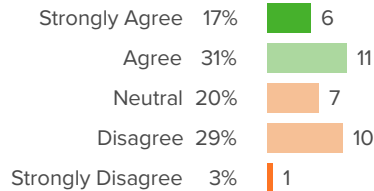
Favorable: **79%**

### Q.4: The actions of my immediate SSD supervisor are consistent with his or her words.



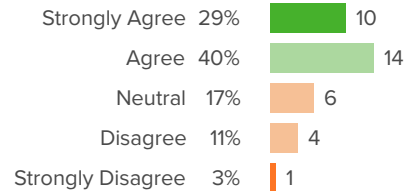
Favorable: **66%**

### Q.5: SSD leaders clearly explain the reasons behind decisions on key issues.



Favorable: **49%**

### Q.6: SSD leaders encourage employees to share ideas to improve performance.



Favorable: **69%**



# Deia

Your average

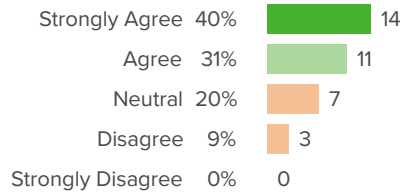
# 62%

35 responses

District average: **55%** Special School District

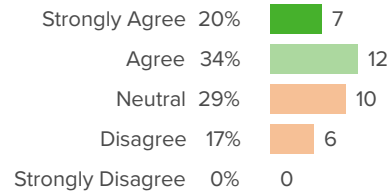
## How did people respond?

**Q.1: SSD staff values and embraces diversity, equity, inclusion, and accessibility.**



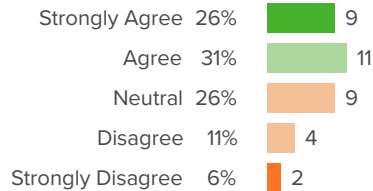
Favorable: **71%**

**Q.2: SSD provides an environment for the free and open expression of ideas, opinions, and beliefs.**



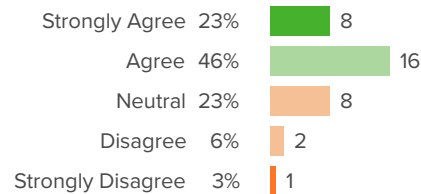
Favorable: **54%**

**Q.3: SSD Administration communicates effectively with others from diverse backgrounds.**



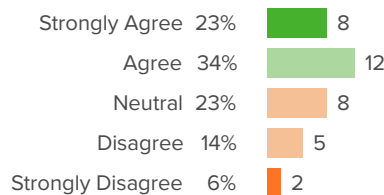
Favorable: **57%**

**Q.4: SSD's equity professional development is valuable, and I have used what I have learned in my work.**



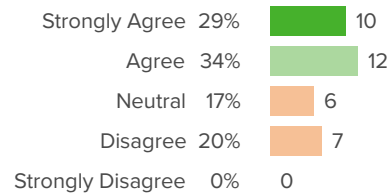
Favorable: **69%**

**Q.5: I feel my background and identity are valued at SSD.**



Favorable: **57%**

**Q.6: People from all backgrounds and with a range of identities have equitable opportunities to advance their careers at SSD.**



Favorable: **63%**



# Feedback and Coaching

Your average

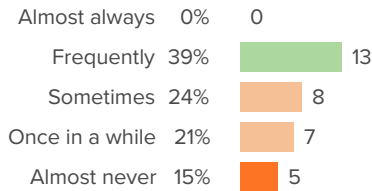
# 35%

35 responses

District average: **34%** Special School District

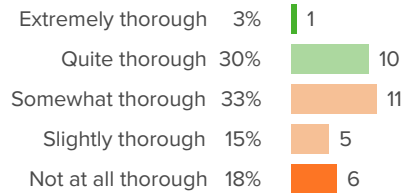
## How did people respond?

### Q.1: How often do you receive feedback on your teaching?



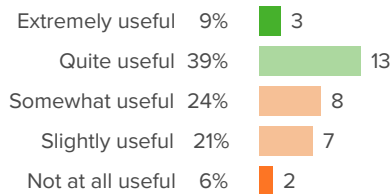
Favorable: **39%**

### Q.2: At your school, how thorough is the feedback you receive in covering all aspects of your role as a teacher?



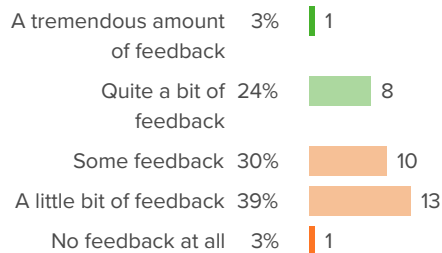
Favorable: **33%**

### Q.3: How useful do you find the feedback you receive on your teaching?



Favorable: **48%**

### Q.4: How much feedback do you receive on your teaching?

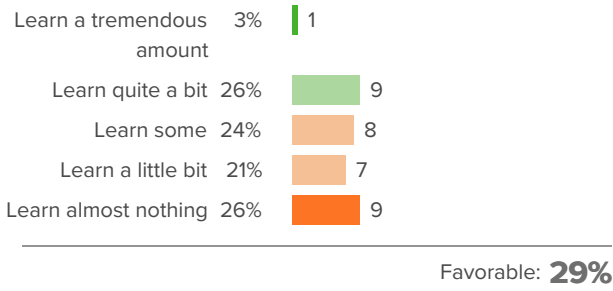


Favorable: **27%**





**Q.5: How much do you learn from the teacher evaluation processes at your school?**





# Mission and vision

Your average

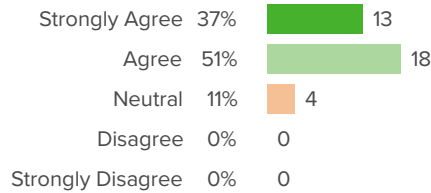
**63%**

35 responses

District average: **69%** Special School District

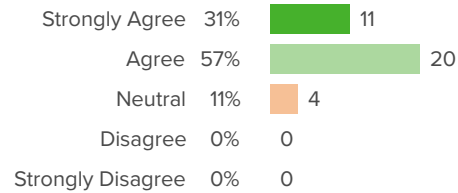
## How did people respond?

### Q.1: I am familiar with and support the mission and vision of SSD.



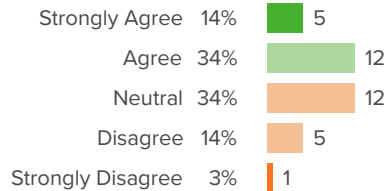
Favorable: **89%**

### Q.2: The district's mission and vision are clearly defined.



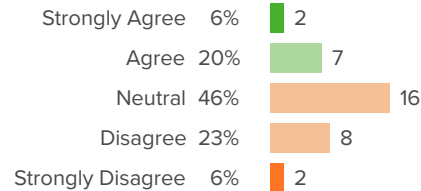
Favorable: **89%**

### Q.3: The district is moving in a direction that reflects our mission and vision.



Favorable: **49%**

### Q.4: I can provide input on how the district accomplishes its mission.



Favorable: **26%**



# Overall engagement

Your average

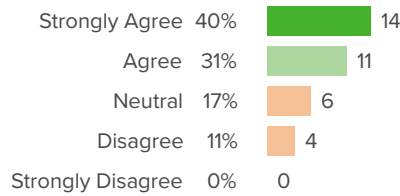
# 68%

35 responses

District average: **73%** Special School District

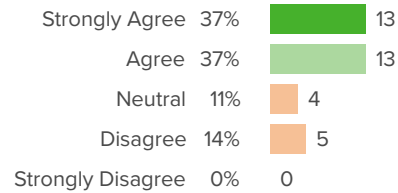
## How did people respond?

### Q.1: I am proud to work for SSD.



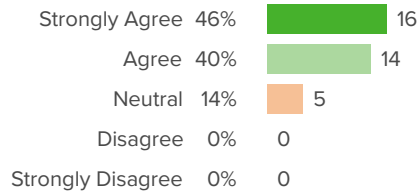
Favorable: **71%**

### Q.2: Employment with SSD gives me a feeling of accomplishment.



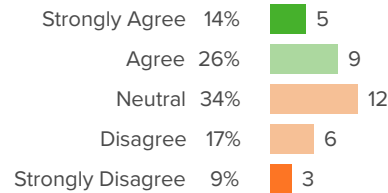
Favorable: **74%**

### Q.3: I am engaged in my work.



Favorable: **86%**

### Q.4: I am included in decisions that affect my work.



Favorable: **40%**



# Professional Learning

Your average

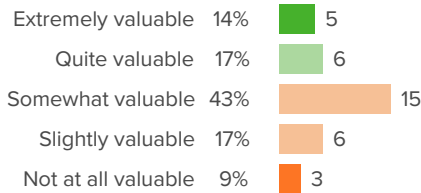
# 43%

35 responses

District average: **45%** Special School District

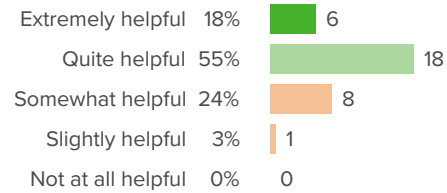
## How did people respond?

### Q.1: At your school, how valuable are the available professional development opportunities?



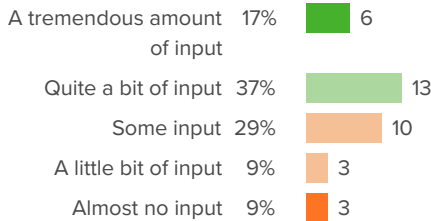
Favorable: **31%**

### Q.2: How helpful are your colleagues' ideas for improving your teaching?



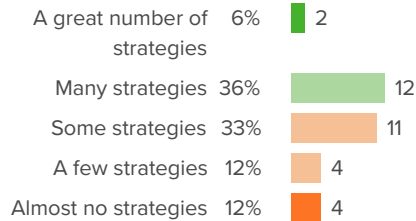
Favorable: **73%**

### Q.3: How much input do you have into individualizing your own professional development opportunities?



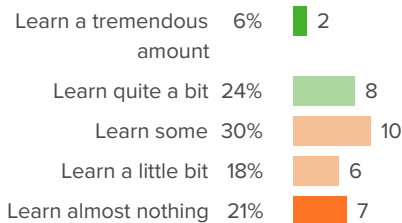
Favorable: **54%**

### Q.4: Through working at your school, how many new teaching strategies have you learned?



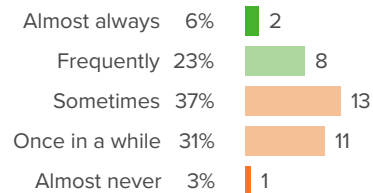
Favorable: **42%**

### Q.5: Overall, how much do you learn about teaching from the leaders at your school?



Favorable: **30%**

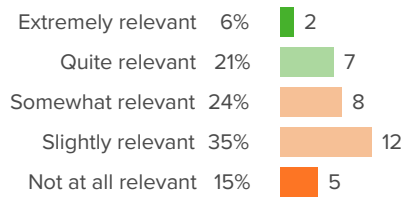
### Q.6: How often do your professional development opportunities help you explore new ideas?



Favorable: **29%**

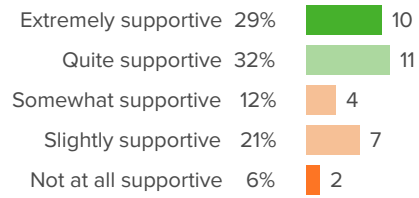


**Q.7: How relevant have your professional development opportunities been to the content that you teach?**



Favorable: **26%**

**Q.8: Overall, how supportive has the school been of your growth as a teacher?**



Favorable: **62%**



# School Climate

Your average

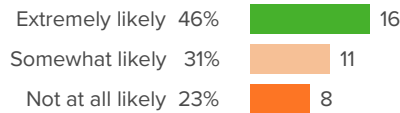
**51%**

35 responses

District average: **40%** Special School District

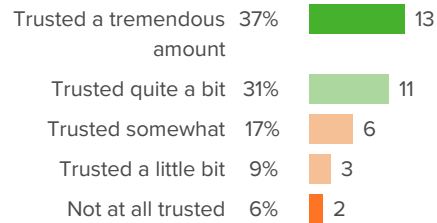
## How did people respond?

### Q.1: How likely is it that you would recommend working for SSD to a family member or friend?



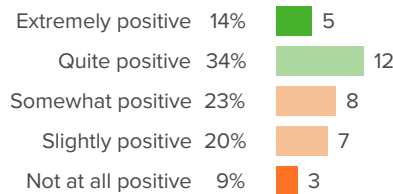
Favorable: **46%**

### Q.2: To what extent are staff trusted to work in the way they think is best?



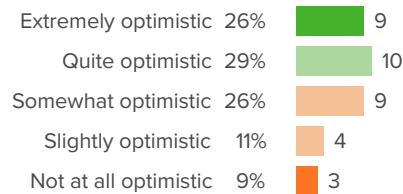
Favorable: **69%**

### Q.3: How positive are the attitudes of your colleagues?



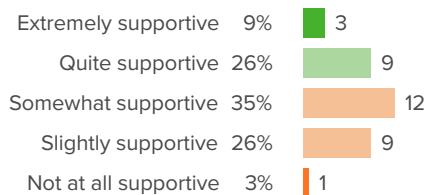
Favorable: **49%**

### Q.4: How optimistic are you the future of Special School District?



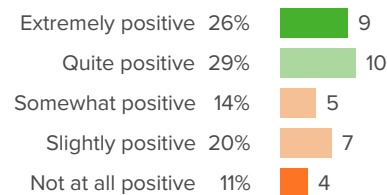
Favorable: **54%**

### Q.5: When new initiatives are presented at your school, how supportive are your colleagues?



Favorable: **35%**

### Q.6: Overall, how positive is the working environment at your school/location?



Favorable: **54%**



# School Leadership

Your average

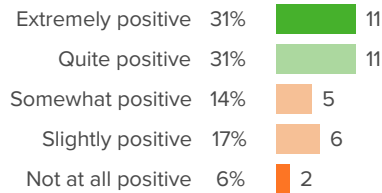
**55%**

35 responses

District average: **48%** Special School District

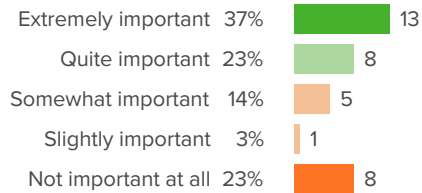
## How did people respond?

### Q.1: How positive is the tone that school leaders set for the culture of the school?



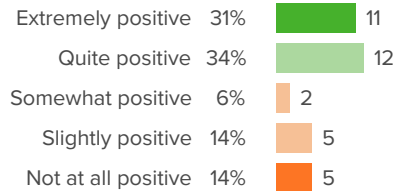
Favorable: **63%**

### Q.2: For your school leaders, how important is teacher satisfaction?



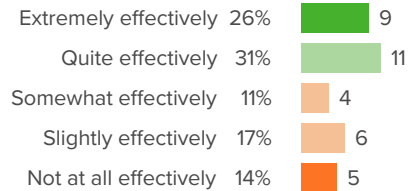
Favorable: **60%**

### Q.3: Overall, how positive is the influence of the school leaders on the quality of your teaching?



Favorable: **66%**

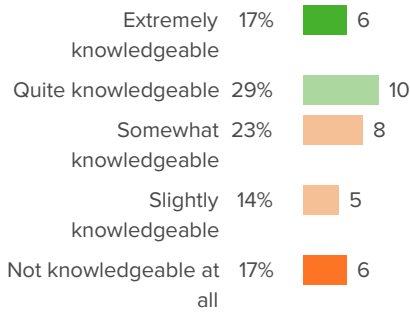
### Q.4: How effectively do school leaders communicate important information to teachers?



Favorable: **57%**

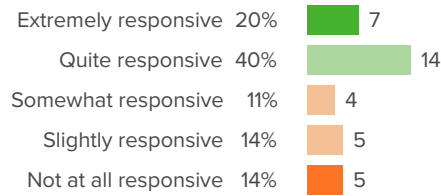


**Q.5: How knowledgeable are your school leaders about what is going on in teachers' classrooms?**



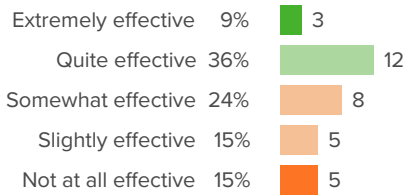
Favorable: **46%**

**Q.6: How responsive are school leaders to your feedback?**



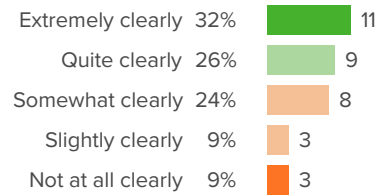
Favorable: **60%**

**Q.7: How effective are the school leaders at developing rules for students that facilitate their learning?**



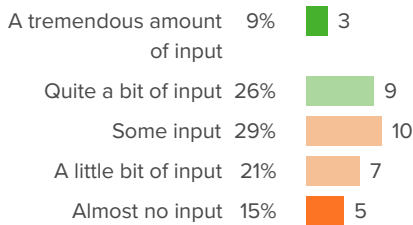
Favorable: **45%**

**Q.8: How clearly do your school leaders identify their goals for teachers?**



Favorable: **59%**

**Q.9: When the school makes important decisions, how much input do teachers have?**



Favorable: **35%**





# Staff-Leadership Relationships

Your average

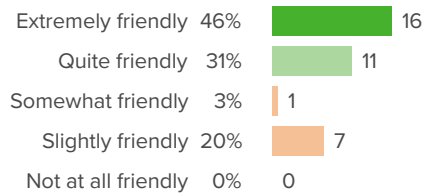
# 66%

35 responses

District average: **61%** Special School District

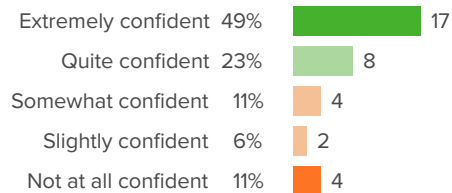
## How did people respond?

### Q.1: How friendly are your school leaders toward you?



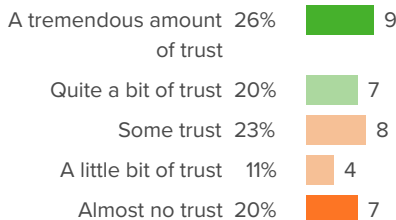
Favorable: **77%**

### Q.2: How confident are you that your school leaders have the best interests of the school in mind?



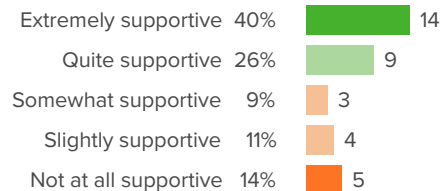
Favorable: **71%**

### Q.3: How much trust exists between school leaders and faculty?




Favorable: **46%**

### Q.4: When you face challenges at work, how supportive are your school leaders?



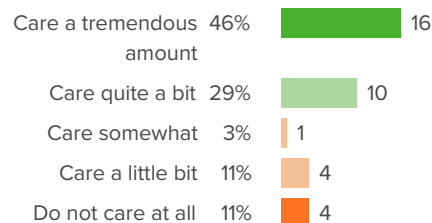
Favorable: **66%**

### Q.5: At your school, how motivating do you find working with the leadership team?



Favorable: **50%**

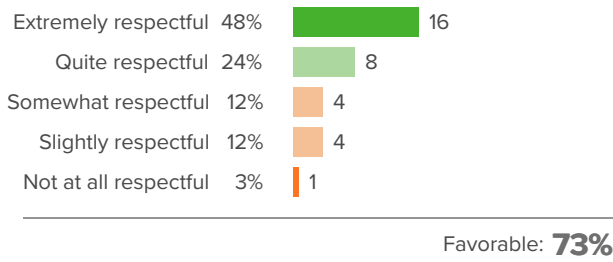
### Q.6: How much do your school leaders care about you as an individual?



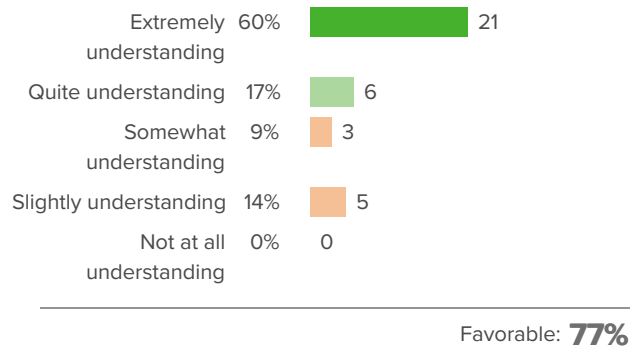
Favorable: **74%**



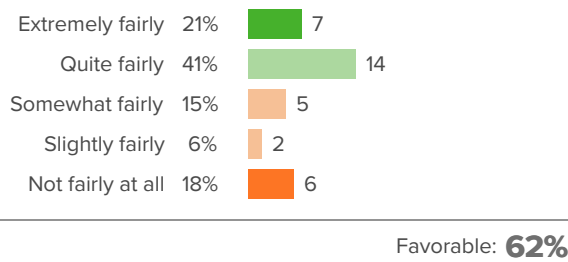
**Q.7: How respectful are your school leaders towards you?**



**Q.8: When challenges arise in your personal life, how understanding are your school leaders?**



**Q.9: How fairly does the school leadership treat the faculty?**





# Well-being

Your average

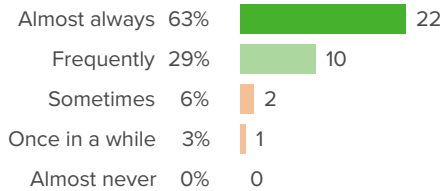
**65%**

35 responses

District average: **57%** Special School District

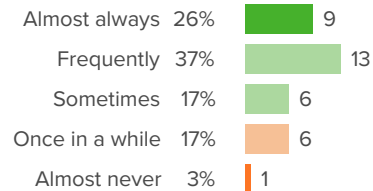
## How did people respond?

**Q.1: During the past week, how often did you feel engaged at work?**



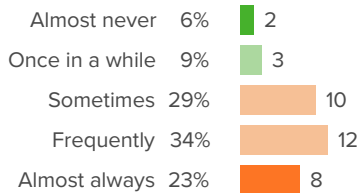
Favorable: **91%**

**Q.2: During the past week, how often did you feel excited at work?**



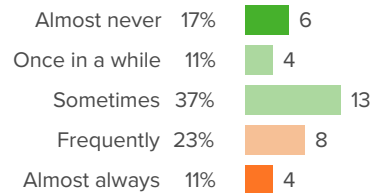
Favorable: **80%**

**Q.3: During the past week, how often did you feel exhausted at work?**



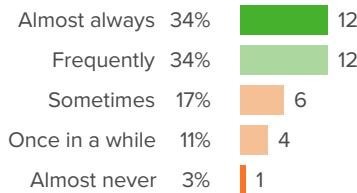
Favorable: **14%**

**Q.4: During the past week, how often did you feel frustrated at work?**



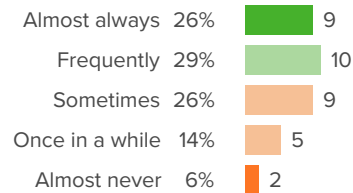
Favorable: **66%**

**Q.5: During the past week, how often did you feel happy at work?**



Favorable: **69%**

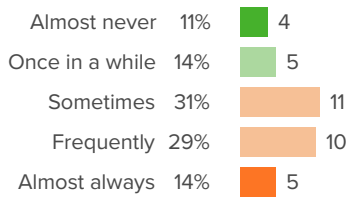
**Q.6: During the past week, how often did you feel hopeful at work?**



Favorable: **54%**

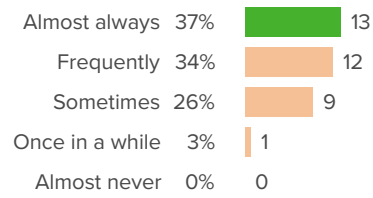


**Q.7: During the past week, how often did you feel overwhelmed at work?**



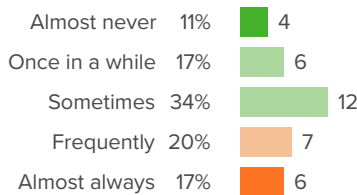
Favorable: **26%**

**Q.8: During the past week, how often did you feel safe at work?**



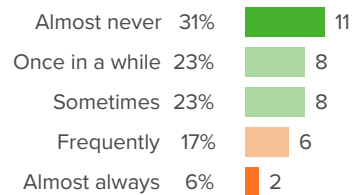
Favorable: **37%**

**Q.9: During the past week, how often did you feel stressed out at work?**



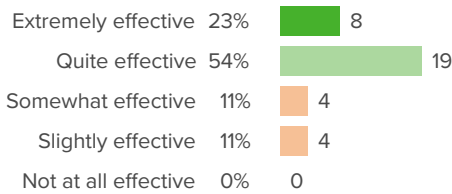
Favorable: **63%**

**Q.10: During the past week, how often did you feel worried at work?**



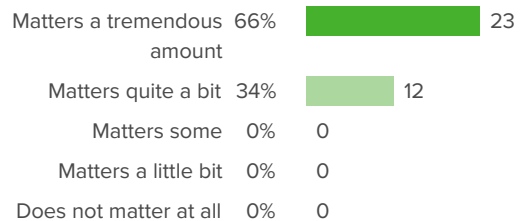
Favorable: **77%**

**Q.11: How effective do you feel at your job right now?**



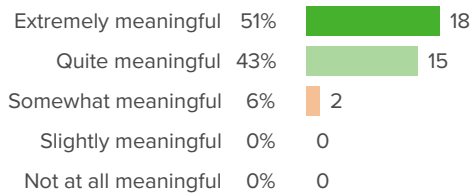
Favorable: **77%**

**Q.12: How much does your work matter to you?**



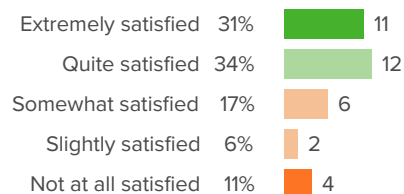
Favorable: **100%**

**Q.13: How meaningful for you is the work that you do?**



Favorable: **94%**

**Q.14: Overall, how satisfied are you with your job right now?**



Favorable: **66%**



# Work environment

Your average

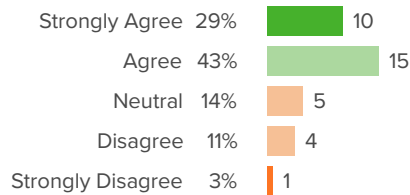
**72%**

35 responses

District average: **74%** Special School District

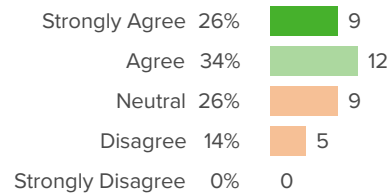
## How did people respond?

### Q.1: I have the materials and resources to do my job effectively.



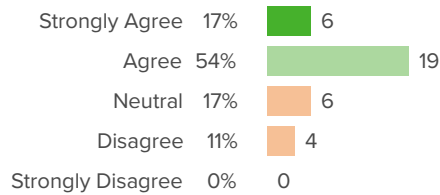
Favorable: **71%**

### Q.2: My school/location is in good condition and well-maintained.



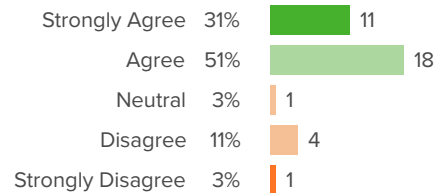
Favorable: **60%**

### Q.3: I feel safe in my school/location.



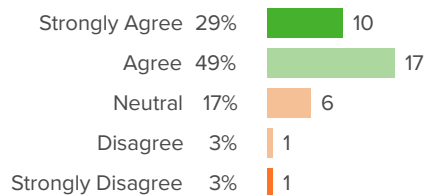
Favorable: **71%**

### Q.4: I am aware of safety and security procedures at my school/location.



Favorable: **83%**

### Q.5: SSD provides opportunities to promote employee wellness (i.e., employee health and general well-being).



Favorable: **77%**



# Background Questions



## How did people respond?

---

### Q.1: Location

Affton School District	0%	0
Bayless School District	0%	0
Brentwood School District	0%	0
Clayton School District	0%	0
Ferguson-Florissant School District	0%	0
Hancock Place School District	0%	0
Hazelwood School District	0%	0
Jennings School District	0%	0
Kirkwood School District	0%	0
Ladue School District	0%	0
Linbergh School District	3%	1
Maplewood-Richmond Heights School District	0%	0
Mehlville School District	0%	0
Normandy School District	0%	0
Parkway School District	0%	0
Pattonville School District	0%	0
Ritenour School District	0%	0
Riverview Gardens School District	0%	0
Rockwood School District	0%	0

### Q.2: Job type

Teacher - SSD school, site, or program	97%		31
Teacher - Partner district	3%		1



University City School District	0%	0
Valley Park School District	0%	0
Webster Groves School District	0%	0
Ackerman School	0%	0
Bridges Program	0%	0
Central Office	0%	0
Distribution Center	0%	0
Learning Center	3%	1
Litzsinger School	0%	0
Neuwoehner High School	0%	0
North Tech High School	0%	0
Northview High School	0%	0
South Tech High School	94%	32
Southview School	0%	0
VSP	0%	0