



Bridges South

Staff Survey
Spring 2023



Report created by
Panorama Education



Summary

Topic Description	Results	Comparison
Communicating results	25%	70% SSD of St. Louis (MO) 74% Special School District
Communications	72%	67% SSD of St. Louis (MO) 67% Special School District
Deia	67%	65% SSD of St. Louis (MO) 61% Special School District
Feedback and Coaching Perceptions of the amount and quality of feedback faculty and staff receive.	37%	40% SSD of St. Louis (MO) 40% Special School District
Mission and vision	83%	71% SSD of St. Louis (MO) 70% Special School District
Overall engagement	84%	78% SSD of St. Louis (MO) 76% Special School District
Professional Learning	40%	43% SSD of St. Louis (MO) 44% Special School District
School Climate Perceptions of the overall social and learning climate of the school.	70%	57% SSD of St. Louis (MO) 54% Special School District
School Leadership Perceptions of the school leadership's effectiveness.	72%	54% SSD of St. Louis (MO) 54% Special School District



Staff-Leadership Relationships

Perceptions of faculty and staff relationships with school leaders.

80%

63%

SSD of St. Louis (MO)

63%

Special School District

Well-being

Faculty and staff perceptions of their own professional well-being.

58%

70%

SSD of St. Louis (MO)

68%

Special School District

Work environment

77%

79%

SSD of St. Louis (MO)

81%

Special School District

6 responses



Communicating results

Your average

25%

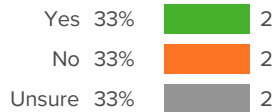
6 responses

Client average: **70%** SSD of St. Louis (MO)

District average: **74%** Special School District

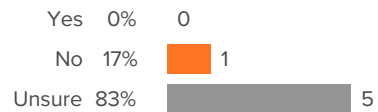
How did people respond?

Q.1: The SSD Employee Engagement Survey was last administered in February/March 2022. Were the results shared with you?



Favorable: **50%**

Q.2: Has your immediate SSD supervisor made changes to improve employee engagement since the last survey?



Favorable: **0%**



Communications

Your average

72%

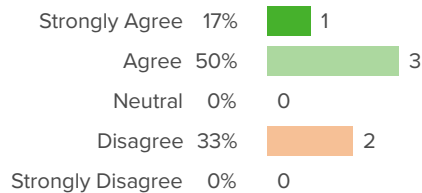
6 responses

Client average: **67%** SSD of St. Louis (MO)

District average: **67%** Special School District

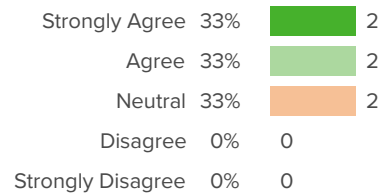
How did people respond?

Q.1: My direct supervisor provides me with constructive feedback.



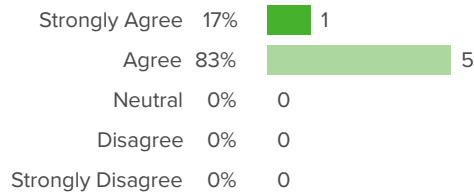
Favorable: **67%**

Q.2: I receive adequate and timely information about district news and initiatives.



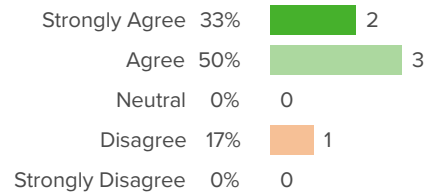
Favorable: **67%**

Q.3: I am aware of where and how I can direct a question or concern.



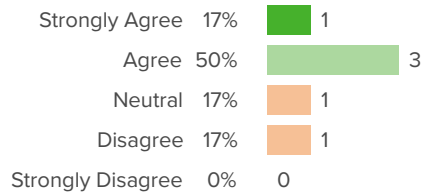
Favorable: **100%**

Q.4: The actions of my immediate SSD supervisor are consistent with his or her words.



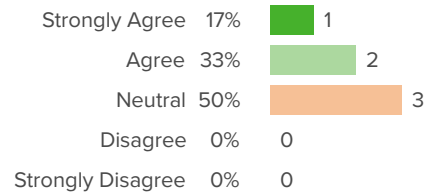
Favorable: **83%**

Q.5: SSD leaders clearly explain the reasons behind decisions on key issues.



Favorable: **67%**

Q.6: SSD leaders encourage employees to share ideas to improve performance.



Favorable: **50%**



Deia

Your average

67%

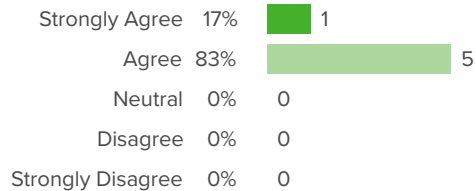
6 responses

Client average: **65%** SSD of St. Louis (MO)

District average: **61%** Special School District

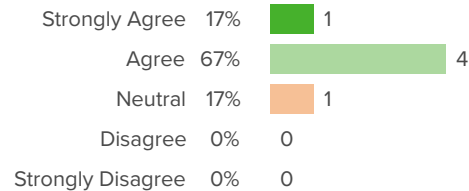
How did people respond?

Q.1: SSD staff values and embraces diversity, equity, inclusion, and accessibility.



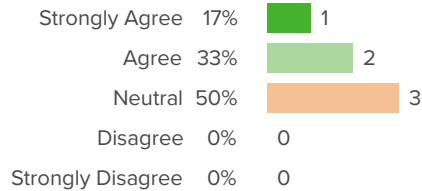
Favorable: **100%**

Q.2: SSD provides an environment for the free and open expression of ideas, opinions, and beliefs.



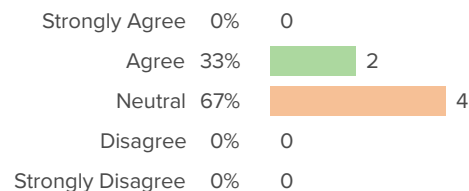
Favorable: **83%**

Q.3: SSD Administration communicates effectively with others from diverse backgrounds.



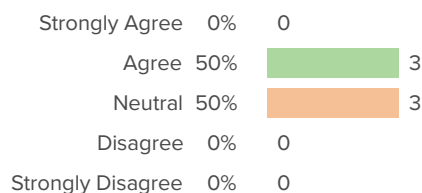
Favorable: **50%**

Q.4: SSD's equity professional development is valuable, and I have used what I have learned in my work.



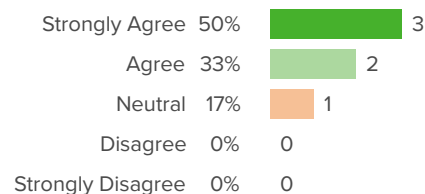
Favorable: **33%**

Q.5: I feel my background and identity are valued at SSD.



Favorable: **50%**

Q.6: People from all backgrounds and with a range of identities have equitable opportunities to advance their careers at SSD.



Favorable: **83%**



Feedback and Coaching

Your average

37%

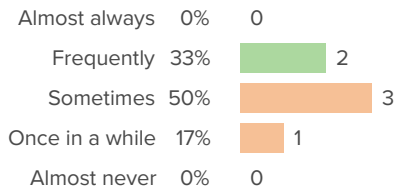
6 responses

Client average: **40%** SSD of St. Louis (MO)

District average: **40%** Special School District

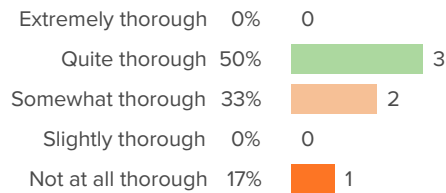
How did people respond?

Q.1: How often do you receive feedback on your work?



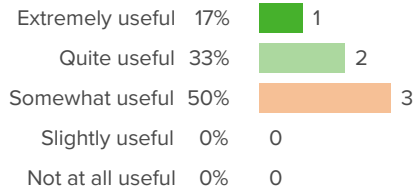
Favorable: **33%**

Q.2: At your school, how thorough is the feedback you receive in covering all aspects of your role?



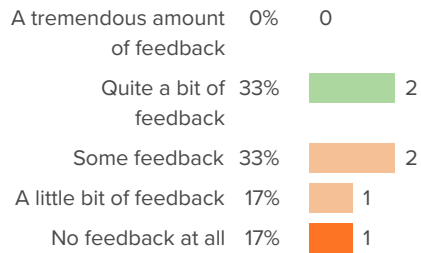
Favorable: **50%**

Q.3: How useful do you find the feedback you receive on your work?



Favorable: **50%**

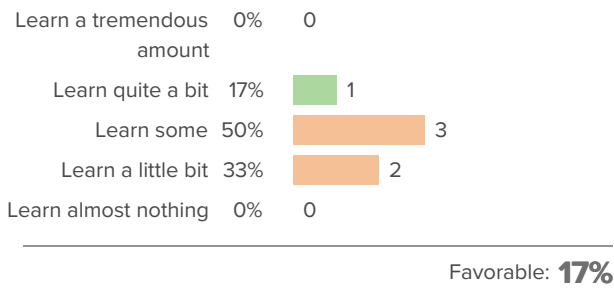
Q.4: How much feedback do you receive on your work?



Favorable: **33%**



Q.5: How much do you learn from the evaluation processes at your school?





Mission and vision

Your average

83%

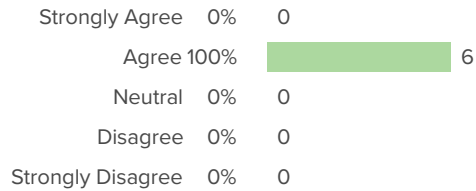
6 responses

Client average: **71%** SSD of St. Louis (MO)

District average: **70%** Special School District

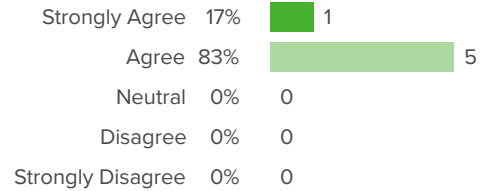
How did people respond?

Q.1: I am familiar with and support the mission and vision of SSD.



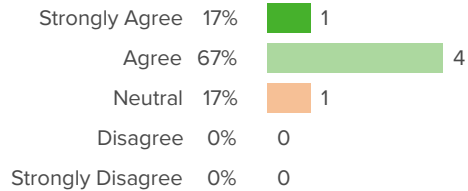
Favorable: **100%**

Q.2: The district's mission and vision are clearly defined.



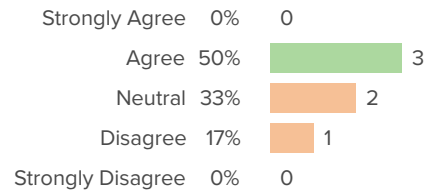
Favorable: **100%**

Q.3: The district is moving in a direction that reflects our mission and vision.



Favorable: **83%**

Q.4: I can provide input on how the district accomplishes its mission.



Favorable: **50%**



Overall engagement

Your average

84%

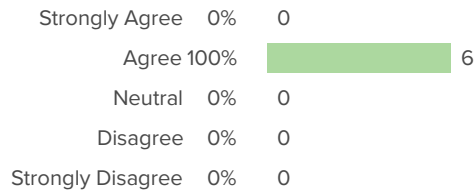
6 responses

Client average: **78%** SSD of St. Louis (MO)

District average: **76%** Special School District

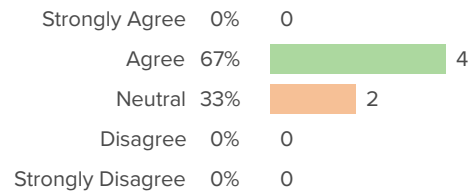
How did people respond?

Q.1: I am proud to work for SSD.



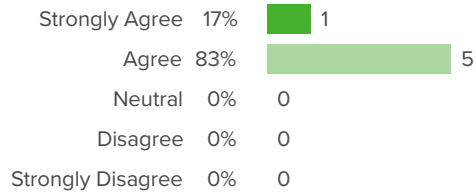
Favorable: **100%**

Q.2: Employment with SSD gives me a feeling of accomplishment.



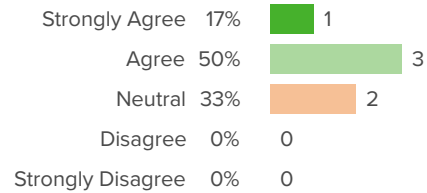
Favorable: **67%**

Q.3: I am engaged in my work.



Favorable: **100%**

Q.4: I am included in decisions that affect my work.



Favorable: **67%**



Professional Learning

Your average

40%

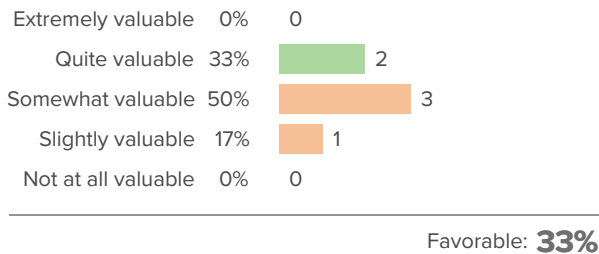
6 responses

Client average: **43%** SSD of St. Louis (MO)

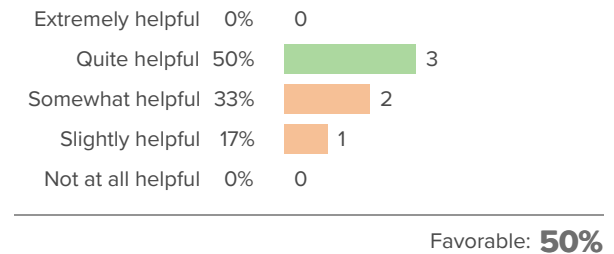
District average: **44%** Special School District

How did people respond?

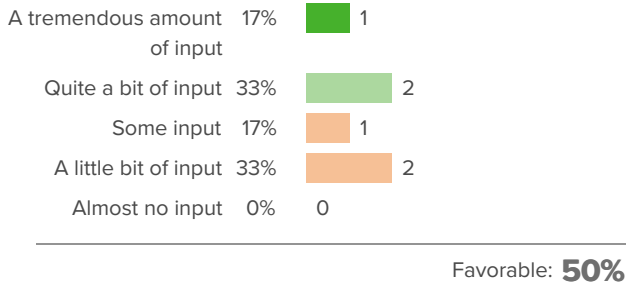
Q.1: At your school, how valuable are the available professional development opportunities?



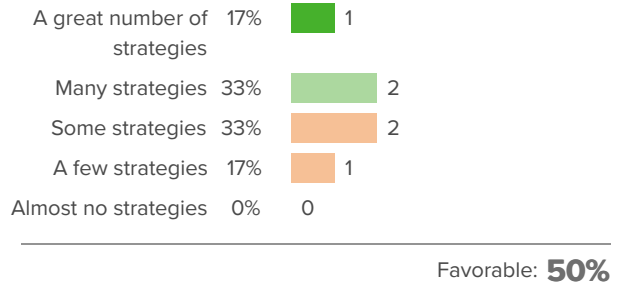
Q.2: How helpful are your colleagues' ideas for improving your work?



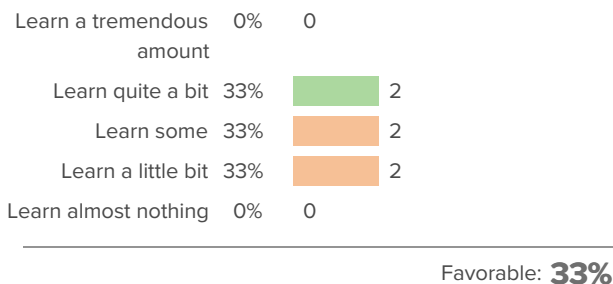
Q.3: How much input do you have into individualizing your own professional development opportunities?



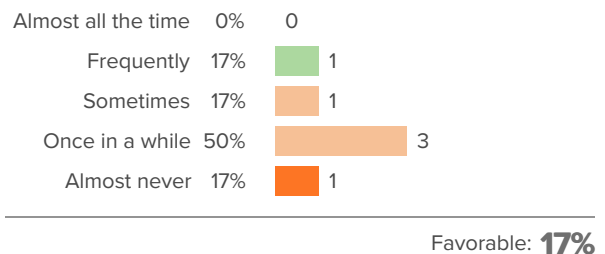
Q.4: Through working at your school, how many new strategies for your job have you learned?



Q.5: Overall, how much do you learn from the leaders at your school?

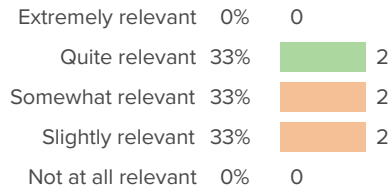


Q.6: How often do your professional development opportunities help you explore new ideas?



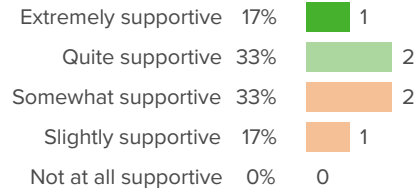


Q.7: How relevant have your professional development opportunities been to your work?



Favorable: **33%**

Q.8: Overall, how supportive has the school been of your professional growth?



Favorable: **50%**



School Climate

Your average

70%

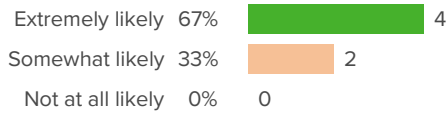
6 responses

Client average: **57%** SSD of St. Louis (MO)

District average: **54%** Special School District

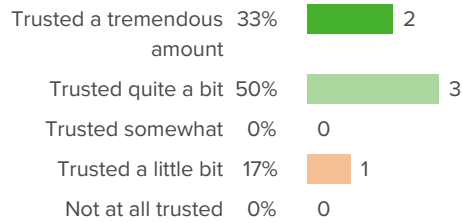
How did people respond?

Q.1: How likely is it that you would recommend working for SSD to a family member or friend?



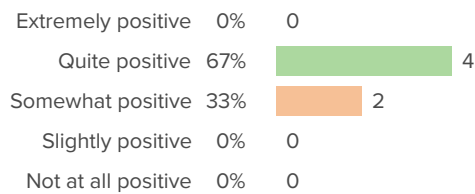
Favorable: **67%**

Q.2: To what extent are staff trusted to work in the way they think is best?



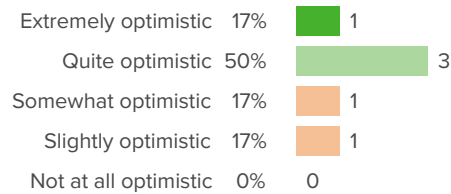
Favorable: **83%**

Q.3: How positive are the attitudes of your colleagues?



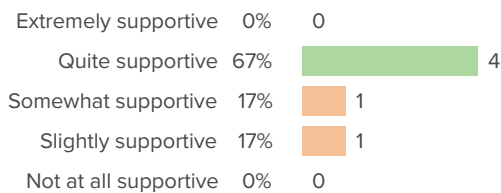
Favorable: **67%**

Q.4: How optimistic are you the future of Special School District?



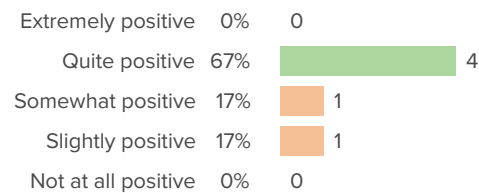
Favorable: **67%**

Q.5: When new initiatives are presented at your school, how supportive are your colleagues?



Favorable: **67%**

Q.6: Overall, how positive is the working environment at your school/location?



Favorable: **67%**



School Leadership

Your average

72%

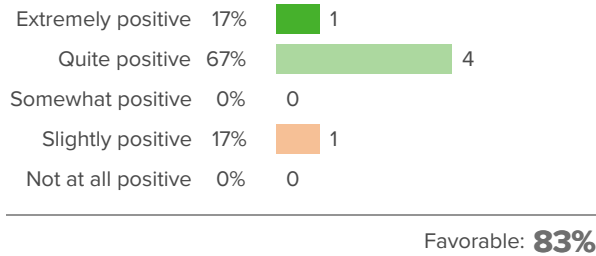
6 responses

Client average: **54%** SSD of St. Louis (MO)

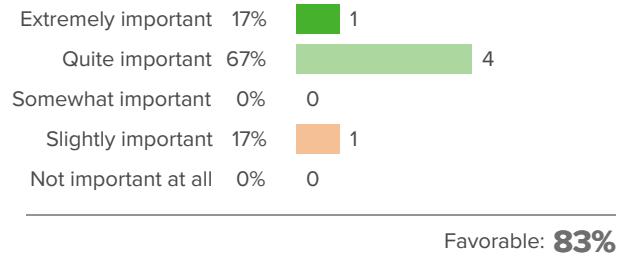
District average: **54%** Special School District

How did people respond?

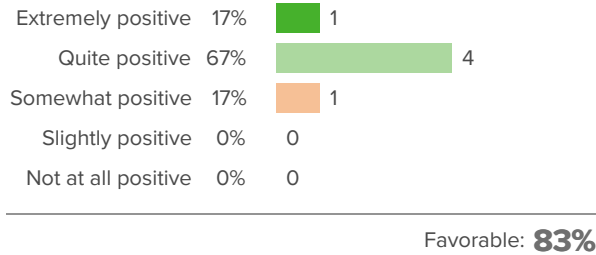
Q.1: How positive is the tone that school leaders set for the culture of the school?



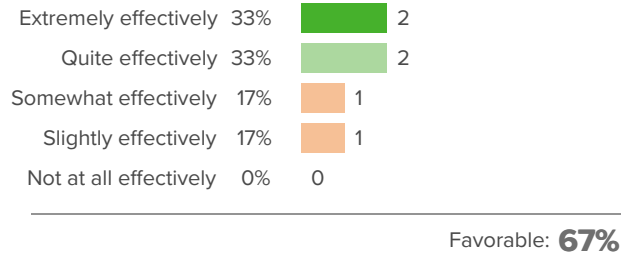
Q.2: For your school leaders, how important is staff satisfaction?



Q.3: Overall, how positive is the influence of the school leaders on the quality of your work?

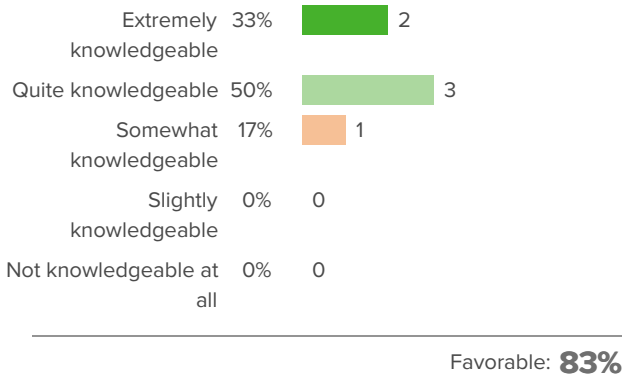


Q.4: How effectively do school leaders communicate important information to staff?

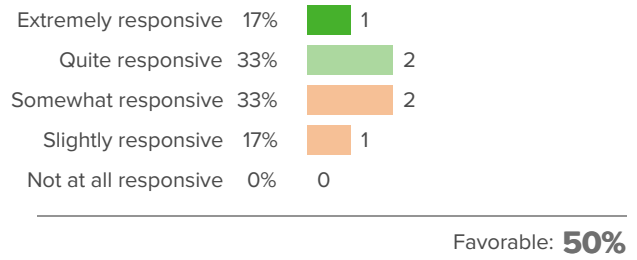




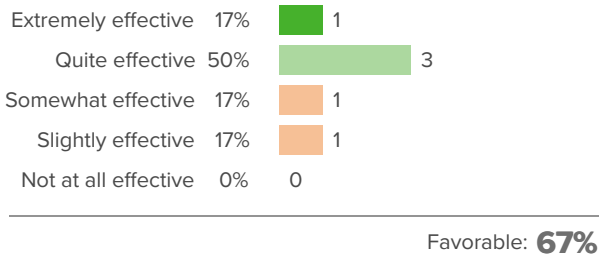
Q.5: How knowledgeable are your school leaders about what is going on in the school?



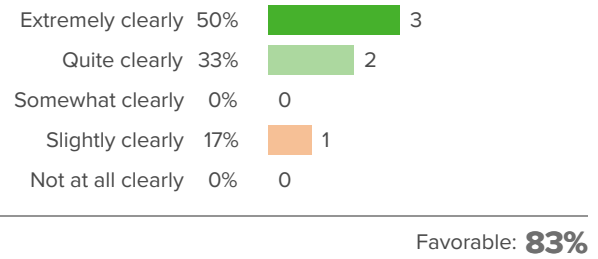
Q.6: How responsive are school leaders to your feedback?



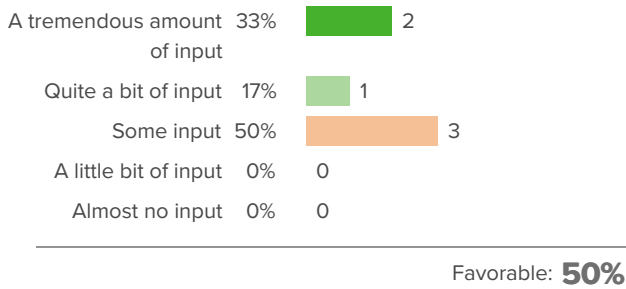
Q.7: How effective are the school leaders at developing rules for students that facilitate their learning?



Q.8: How clearly do your school leaders identify their goals for the staff?



Q.9: When the school makes important decisions, how much input do staff have?





Staff-Leadership Relationships

Your average

80%

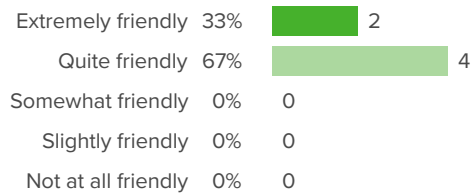
6 responses

Client average: **63%** SSD of St. Louis (MO)

District average: **63%** Special School District

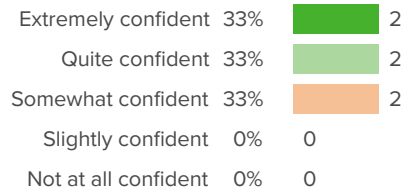
How did people respond?

Q.1: How friendly are your school leaders toward you?



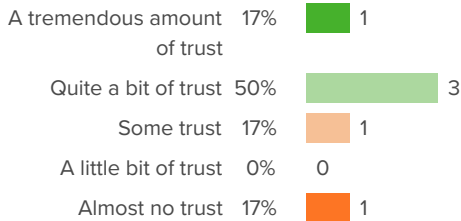
Favorable: **100%**

Q.2: How confident are you that your school leaders have the best interests of the school in mind?



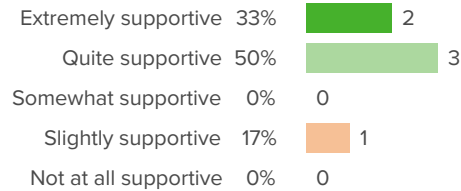
Favorable: **67%**

Q.3: How much trust exists between school leaders and staff?



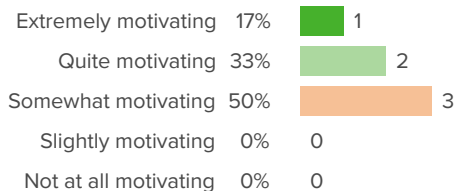
Favorable: **67%**

Q.4: When you face challenges at work, how supportive are your school leaders?



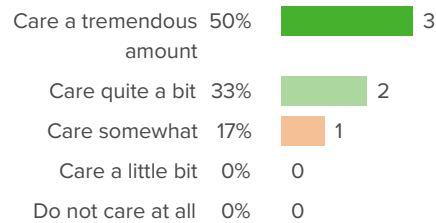
Favorable: **83%**

Q.5: At your school, how motivating do you find working with the leadership team?



Favorable: **50%**

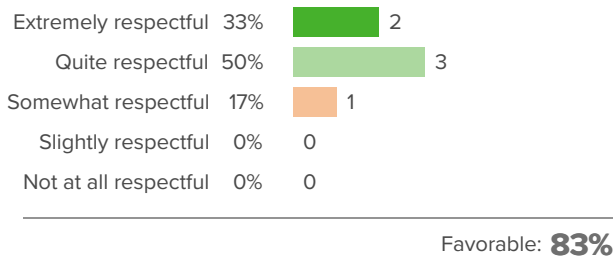
Q.6: How much do your school leaders care about you as an individual?



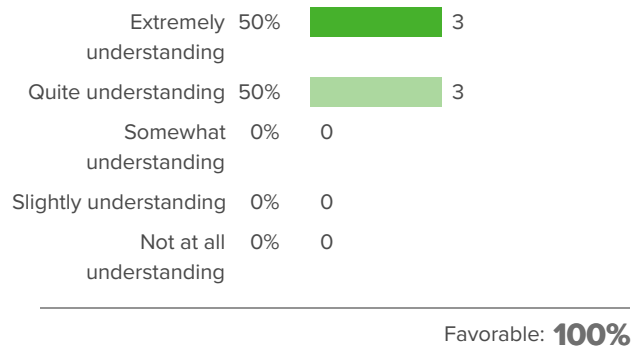
Favorable: **83%**



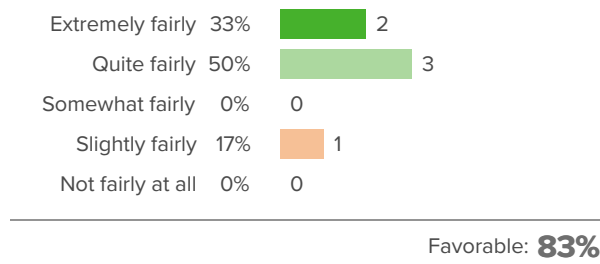
Q.7: How respectful are your school leaders towards you?



Q.8: When challenges arise in your personal life, how understanding are your school leaders?



Q.9: How fairly does the school leadership treat the staff?





Well-being

Your average

58%

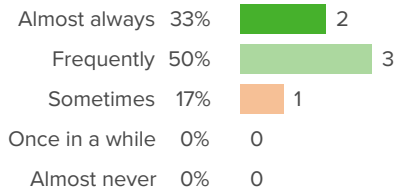
6 responses

Client average: **70%** SSD of St. Louis (MO)

District average: **68%** Special School District

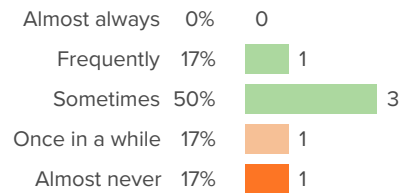
How did people respond?

Q.1: During the past week, how often did you feel engaged at work?



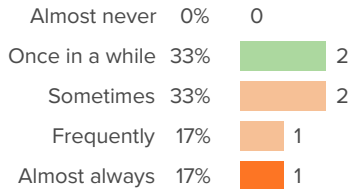
Favorable: **83%**

Q.2: During the past week, how often did you feel excited at work?



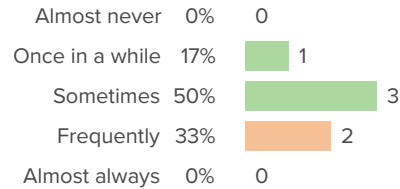
Favorable: **67%**

Q.3: During the past week, how often did you feel exhausted at work?



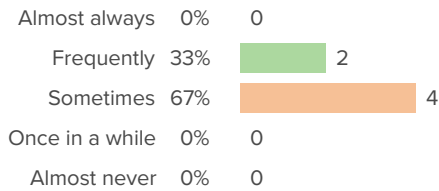
Favorable: **33%**

Q.4: During the past week, how often did you feel frustrated at work?



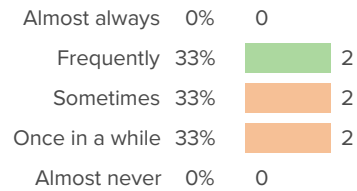
Favorable: **67%**

Q.5: During the past week, how often did you feel happy at work?



Favorable: **33%**

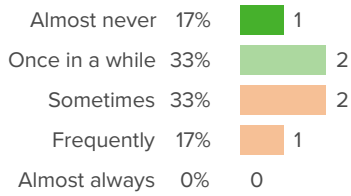
Q.6: During the past week, how often did you feel hopeful at work?



Favorable: **33%**

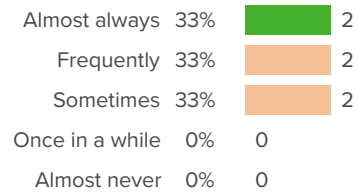


Q.7: During the past week, how often did you feel overwhelmed at work?



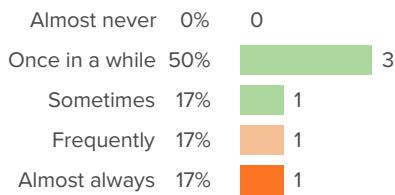
Favorable: **50%**

Q.8: During the past week, how often did you feel safe at work?



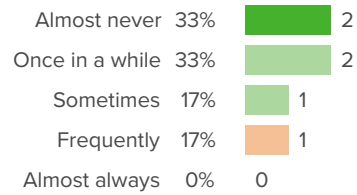
Favorable: **33%**

Q.9: During the past week, how often did you feel stressed out at work?



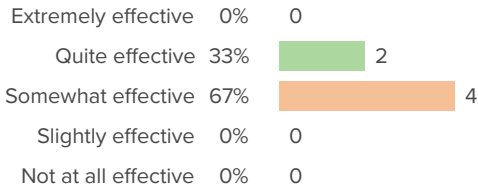
Favorable: **67%**

Q.10: During the past week, how often did you feel worried at work?



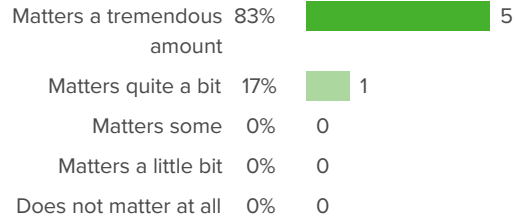
Favorable: **83%**

Q.11: How effective do you feel at your job right now?



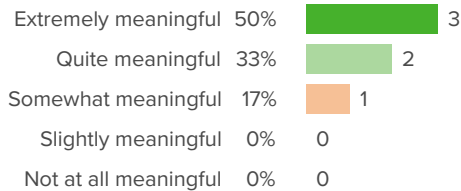
Favorable: **33%**

Q.12: How much does your work matter to you?



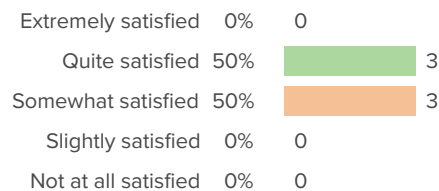
Favorable: **100%**

Q.13: How meaningful for you is the work that you do?



Favorable: **83%**

Q.14: Overall, how satisfied are you with your job right now?



Favorable: **50%**



Work environment

Your average

77%

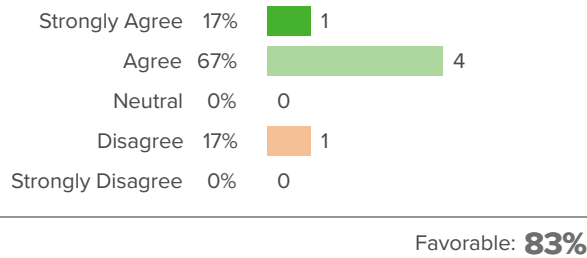
6 responses

Client average: **79%** SSD of St. Louis (MO)

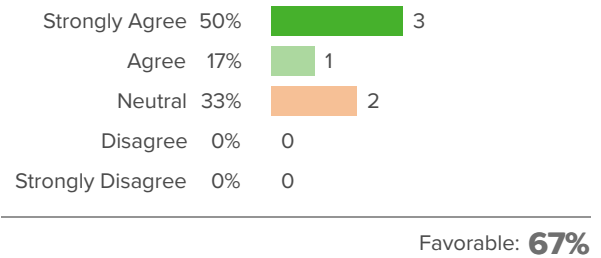
District average: **81%** Special School District

How did people respond?

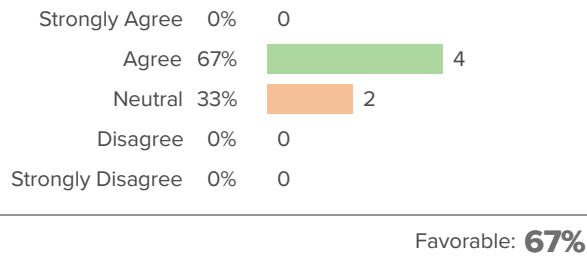
Q.1: I have the materials and resources to do my job effectively.



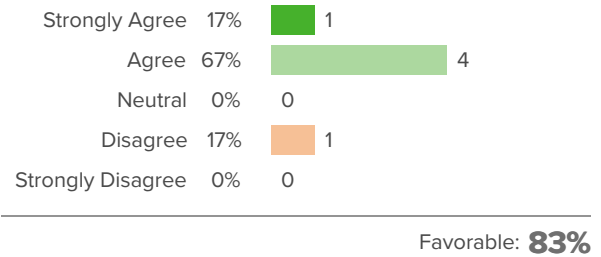
Q.2: My school/location is in good condition and well-maintained.



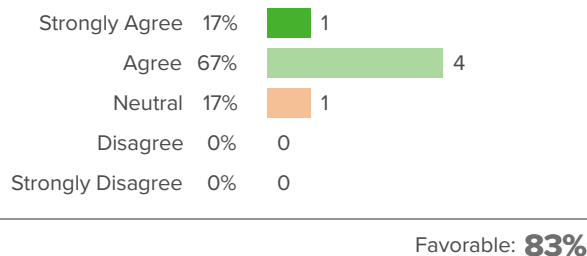
Q.3: I feel safe in my school/location.



Q.4: I am aware of safety and security procedures at my school/location.



Q.5: SSD provides opportunities to promote employee wellness (i.e., employee health and general well-being).





Background Questions

How did people respond?

Q.1: Location

Affton School District	0%	0
Bayless School District	0%	0
Brentwood School District	0%	0
Clayton School District	0%	0
Ferguson-Florissant School District	0%	0
Hancock Place School District	0%	0
Hazelwood School District	0%	0
Jennings School District	0%	0
Kirkwood School District	0%	0
Ladue School District	0%	0
Linbergh School District	0%	0
Maplewood-Richmond Heights School District	0%	0
Mehlville School District	0%	0
Normandy School District	0%	0
Parkway School District	0%	0
Pattonville School District	0%	0
Ritenour School District	0%	0
Riverview Gardens School District	0%	0
Rockwood School District	0%	0

Q.2: Job type

Para - SSD school, site, or program	83%		5
Para - Partner district Administrator (Managers, Area Coordinators, Directors, Chiefs)	0%	0	0
Operations (Human Resources, Finance, Communications, Technology, Secretarial, Transportation)	0%	0	0
Related/Student Services (OT/PT, SLP, Social Work, Health Services, Student Records, Aug Comm, Diagnostics)	0%	0	0
Other	17%		1



University City School District	0%	0
Valley Park School District	0%	0
Webster Groves School District	0%	0
Ackerman School	0%	0
Bridges Program	100%	6
Central Office	0%	0
Distribution Center	0%	0
Learning Center	0%	0
Litzsinger School	0%	0
Neuwoehner High School	0%	0
North Tech High School	0%	0
Northview High School	0%	0
South Tech High School	0%	0
Southview School	0%	0
VSP	0%	0