



University City School District

Teacher Survey
Spring 2023



Report created by
Panorama Education



Summary

Topic Description	Results	Comparison
Additional questions	14% ▼ 18 since last survey	35% SSD of St. Louis (MO)
Communicating results	76% ▲ 5 since last survey	68% SSD of St. Louis (MO)
Communications	67% ▲ 6 since last survey	65% SSD of St. Louis (MO)
Deia	56% ▲ 3 since last survey	62% SSD of St. Louis (MO)
Feedback and Coaching	20% ▼ 4 since last survey	33% SSD of St. Louis (MO)
Perceptions of the amount and quality of feedback faculty and staff receive.		
Mission and vision	75% ▼ 7 since last survey	69% SSD of St. Louis (MO)
Overall engagement	65% ▲ 16 since last survey	68% SSD of St. Louis (MO)



Professional Learning

29%

▼ 4

since last survey

40%

SSD of St. Louis (MO)

School Climate

Perceptions of the overall social and learning climate of the school.

36%

0

since last survey

41%

SSD of St. Louis (MO)

School Leadership

Perceptions of the school leadership's effectiveness.

30%

▲ 1

since last survey

43%

SSD of St. Louis (MO)

Staff-Leadership Relationships

Perceptions of faculty and staff relationships with school leaders.

50%

▲ 9

since last survey

57%

SSD of St. Louis (MO)

Well-being

Faculty and staff perceptions of their own professional well-being.

57%

▲ 7

since last survey

54%

SSD of St. Louis (MO)

Work environment

73%

▲ 15

since last survey

72%

SSD of St. Louis (MO)

16 responses



Additional questions

Your average

14%

16 responses

Change

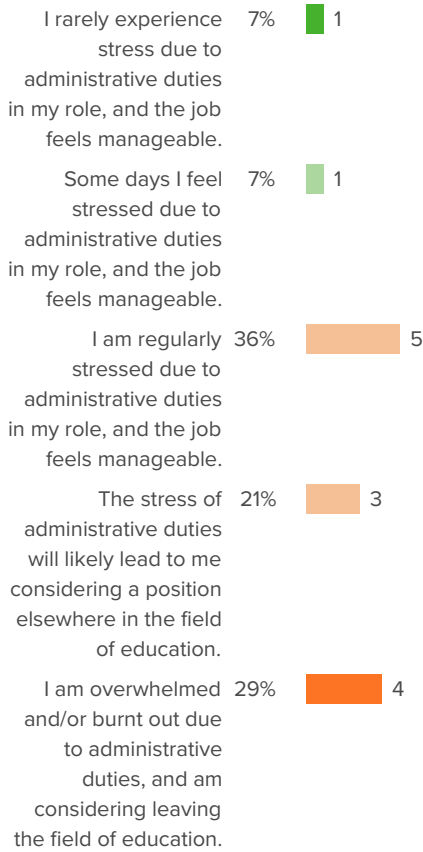
▼ **18**

since last survey

Client average: **35%** SSD of St. Louis (MO)

How did people respond?

Q.1: To what extent do administrative duties (e.g. data entry, email, filling out forms, etc.) impact your personal level of stress?



▼ **18** from last survey

Favorable: **14%**



Communicating results

Your average

76%

16 responses

Change

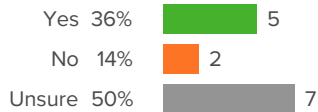
▲ 5

since last survey

Client average: **68%** SSD of St. Louis (MO)

How did people respond?

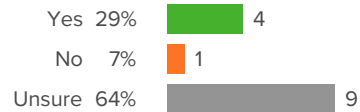
Q.1: The SSD Employee Engagement Survey was last administered in February/March 2022. Were the results shared with you?



▲ 4 from last survey

Favorable: **71%**

Q.2: Has your immediate SSD supervisor made changes to improve employee engagement since the last survey?



▲ 5 from last survey

Favorable: **80%**



Communications

Your average

67%

16 responses

Change

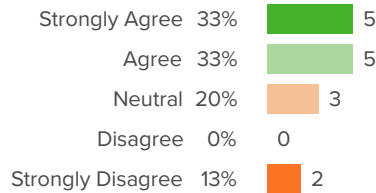
▲ 6

since last survey

Client average: **65%** SSD of St. Louis (MO)

How did people respond?

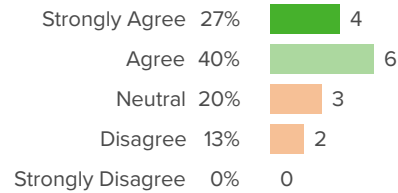
Q.1: My direct supervisor provides me with constructive feedback.



▲ 4 from last survey

Favorable: **67%**

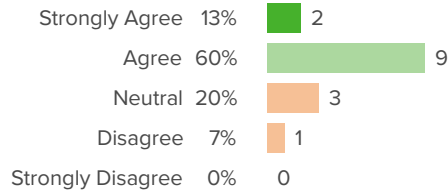
Q.2: I receive adequate and timely information about district news and initiatives.



▲ 6 from last survey

Favorable: **67%**

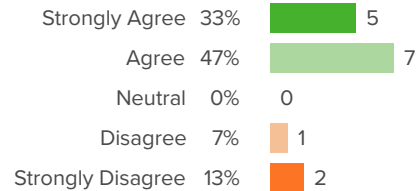
Q.3: I am aware of where and how I can direct a question or concern.



▼ 6 from last survey

Favorable: **73%**

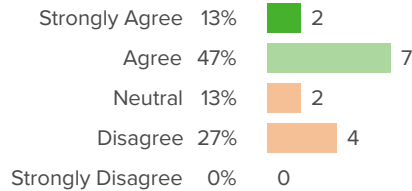
Q.4: The actions of my immediate SSD supervisor are consistent with his or her words.



▲ 6 from last survey

Favorable: **80%**

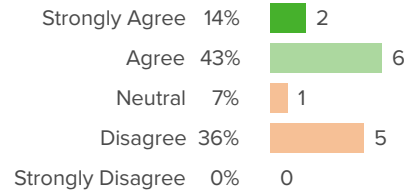
Q.5: SSD leaders clearly explain the reasons behind decisions on key issues.



▲ 13 from last survey

Favorable: **60%**

Q.6: SSD leaders encourage employees to share ideas to improve performance.



▲ 15 from last survey

Favorable: **57%**



Deia

Your average

56%

16 responses

Change

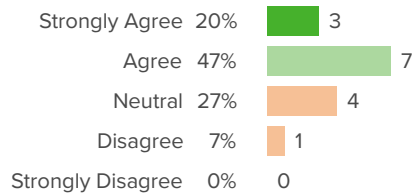
▲ 3

since last survey

Client average: **62%** SSD of St. Louis (MO)

How did people respond?

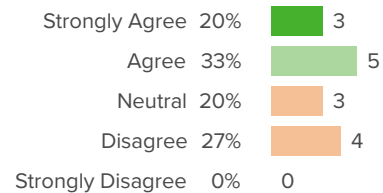
Q.1: SSD staff values and embraces diversity, equity, inclusion, and accessibility.



▲ 4 from last survey

Favorable: **67%**

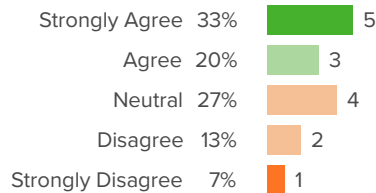
Q.2: SSD provides an environment for the free and open expression of ideas, opinions, and beliefs.



▲ 11 from last survey

Favorable: **53%**

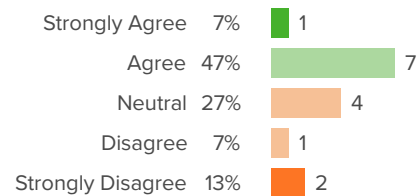
Q.3: SSD Administration communicates effectively with others from diverse backgrounds.



▼ 5 from last survey

Favorable: **53%**

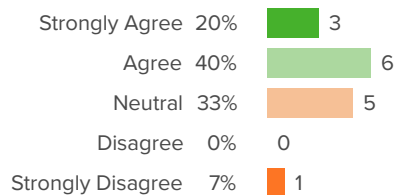
Q.4: SSD's equity professional development is valuable, and I have used what I have learned in my work.



▼ 10 from last survey

Favorable: **53%**

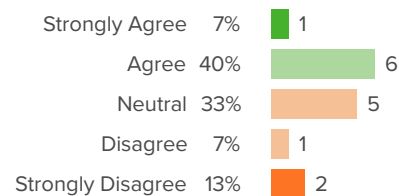
Q.5: I feel my background and identity are valued at SSD.



▲ 13 from last survey

Favorable: **60%**

Q.6: People from all backgrounds and with a range of identities have equitable opportunities to advance their careers at SSD.



▲ 0 from last survey

Favorable: **47%**



Feedback and Coaching

Your average

20%

16 responses

Change

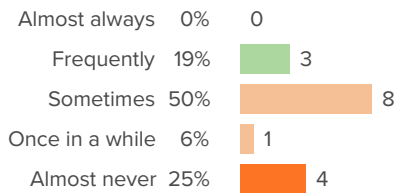
▼ 4

since last survey

Client average: **33%** SSD of St. Louis (MO)

How did people respond?

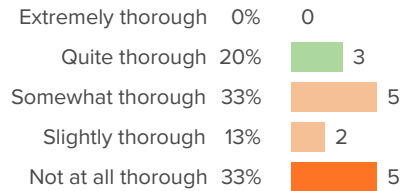
Q.1: How often do you receive feedback on your teaching?



▼ 11 from last survey

Favorable: **19%**

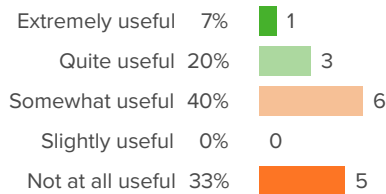
Q.2: At your school, how thorough is the feedback you receive in covering all aspects of your role as a teacher?



▼ 10 from last survey

Favorable: **20%**

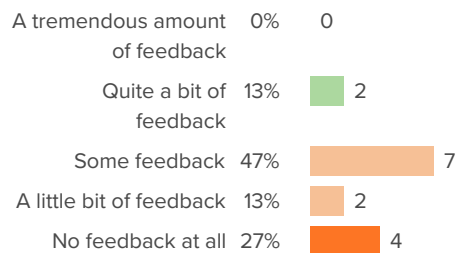
Q.3: How useful do you find the feedback you receive on your teaching?



▲ 1 from last survey

Favorable: **27%**

Q.4: How much feedback do you receive on your teaching?

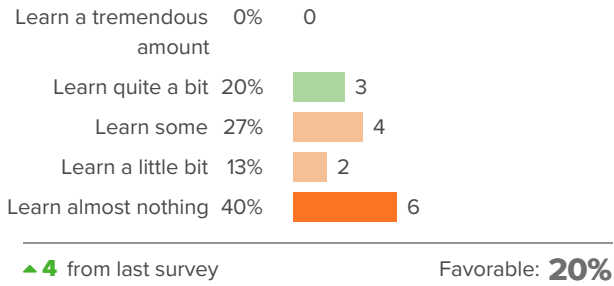


▼ 4 from last survey

Favorable: **13%**



Q.5: How much do you learn from the teacher evaluation processes at your school?





Mission and vision

Your average

75%

16 responses

Change

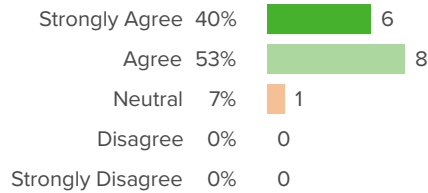
▼ 7

since last survey

Client average: **69%** SSD of St. Louis (MO)

How did people respond?

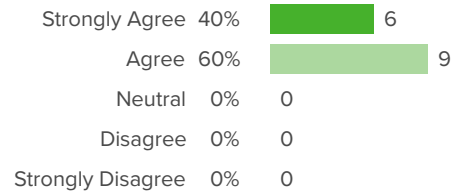
Q.1: I am familiar with and support the mission and vision of SSD.



▼ 7 from last survey

Favorable: **93%**

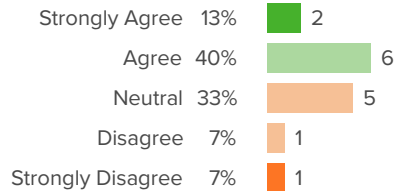
Q.2: The district's mission and vision are clearly defined.



▲ 0 from last survey

Favorable: **100%**

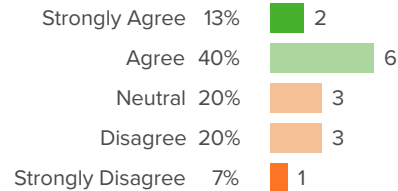
Q.3: The district is moving in a direction that reflects our mission and vision.



▼ 21 from last survey

Favorable: **53%**

Q.4: I can provide input on how the district accomplishes its mission.



▲ 0 from last survey

Favorable: **53%**



Overall engagement

Your average

65%

16 responses

Change

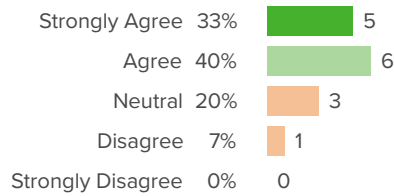
▲ 16

since last survey

Client average: **68%** SSD of St. Louis (MO)

How did people respond?

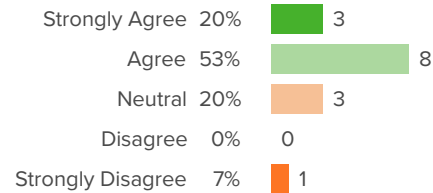
Q.1: I am proud to work for SSD.



▲ 15 from last survey

Favorable: **73%**

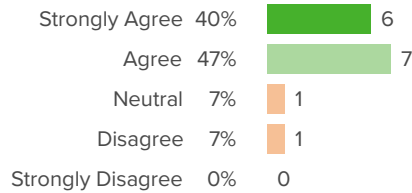
Q.2: Employment with SSD gives me a feeling of accomplishment.



▲ 31 from last survey

Favorable: **73%**

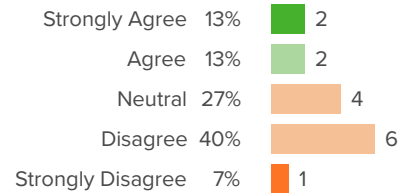
Q.3: I am engaged in my work.



▲ 13 from last survey

Favorable: **87%**

Q.4: I am included in decisions that affect my work.



▲ 6 from last survey

Favorable: **27%**



Professional Learning

Your average

29%

16 responses

Change

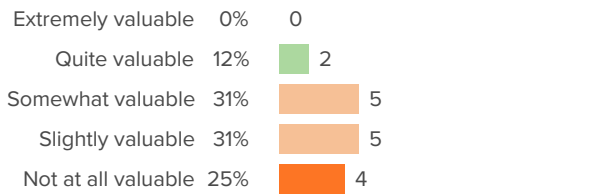
▼ **4**

since last survey

Client average: **40%** SSD of St. Louis (MO)

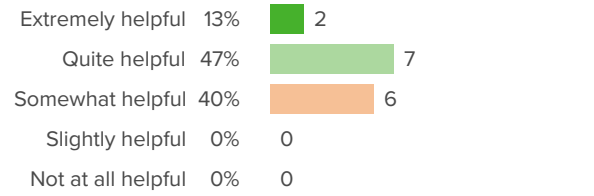
How did people respond?

Q.1: At your school, how valuable are the available professional development opportunities?



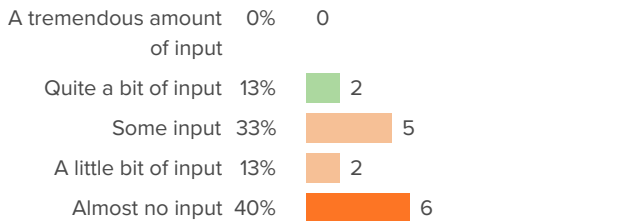
▼ **17** from last survey Favorable: **13%**

Q.2: How helpful are your colleagues' ideas for improving your teaching?



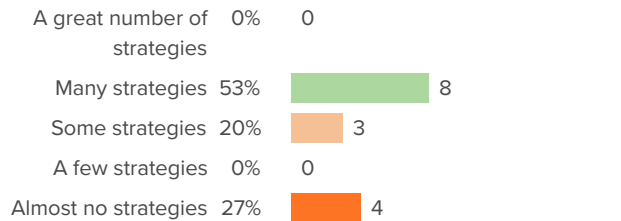
▲ **0** from last survey Favorable: **60%**

Q.3: How much input do you have into individualizing your own professional development opportunities?



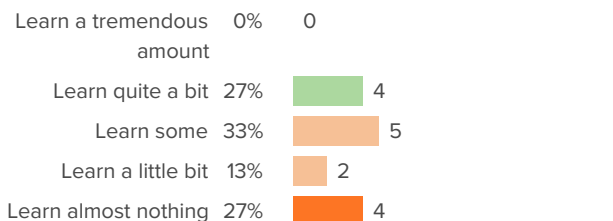
▼ **13** from last survey Favorable: **13%**

Q.4: Through working at your school, how many new teaching strategies have you learned?



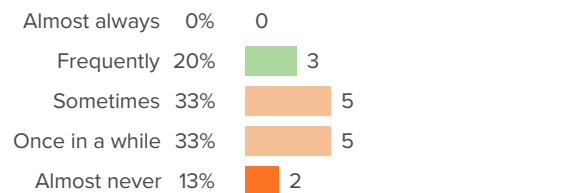
▲ **16** from last survey Favorable: **53%**

Q.5: Overall, how much do you learn about teaching from the leaders at your school?



▲ **6** from last survey Favorable: **27%**

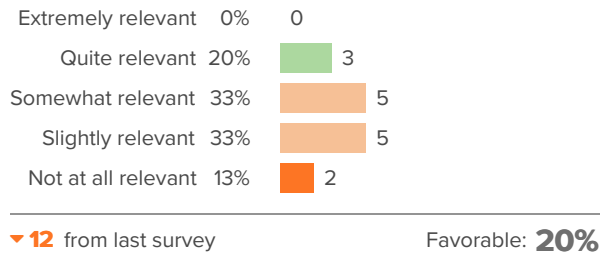
Q.6: How often do your professional development opportunities help you explore new ideas?



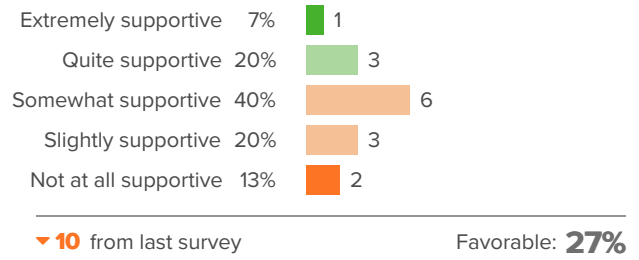
▼ **1** from last survey Favorable: **20%**



Q.7: How relevant have your professional development opportunities been to the content that you teach?



Q.8: Overall, how supportive has the school been of your growth as a teacher?





School Climate

Your average

36%

16 responses

Change

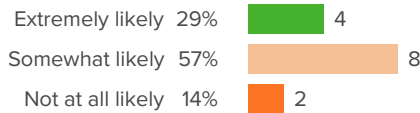
0

since last survey

Client average: **41%** SSD of St. Louis (MO)

How did people respond?

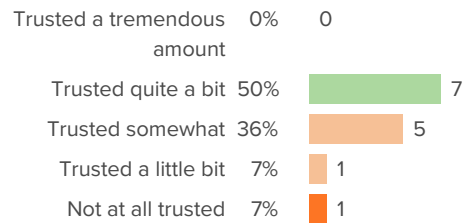
Q.1: How likely is it that you would recommend working for SSD to a family member or friend?



▼ **3** from last survey

Favorable: **29%**

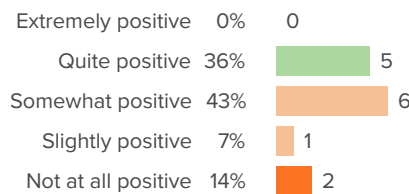
Q.2: To what extent are staff trusted to work in the way they think is best?



▲ **13** from last survey

Favorable: **50%**

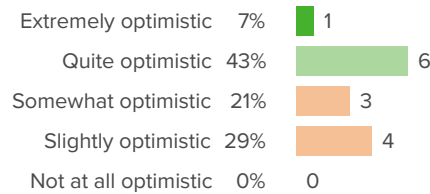
Q.3: How positive are the attitudes of your colleagues?



▼ **1** from last survey

Favorable: **36%**

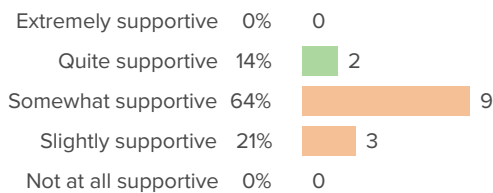
Q.4: How optimistic are you the future of Special School District?



▲ **13** from last survey

Favorable: **50%**

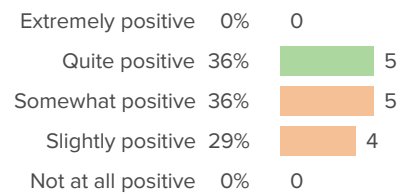
Q.5: When new initiatives are presented at your school, how supportive are your colleagues?



▼ **12** from last survey

Favorable: **14%**

Q.6: Overall, how positive is the working environment at your school/location?



▼ **11** from last survey

Favorable: **36%**



School Leadership

Your average

30%

16 responses

Change

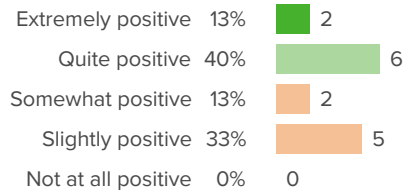
▲ 1

since last survey

Client average: **43%** SSD of St. Louis (MO)

How did people respond?

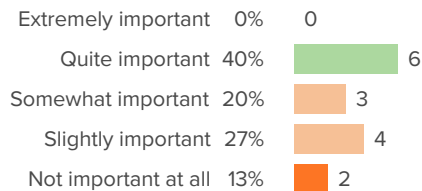
Q.1: How positive is the tone that school leaders set for the culture of the school?



▲ 16 from last survey

Favorable: **53%**

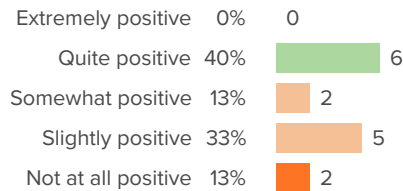
Q.2: For your school leaders, how important is teacher satisfaction?



▲ 8 from last survey

Favorable: **40%**

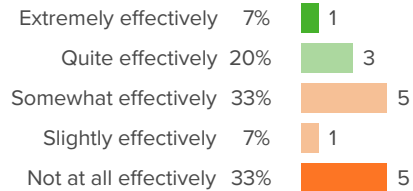
Q.3: Overall, how positive is the influence of the school leaders on the quality of your teaching?



▲ 8 from last survey

Favorable: **40%**

Q.4: How effectively do school leaders communicate important information to teachers?

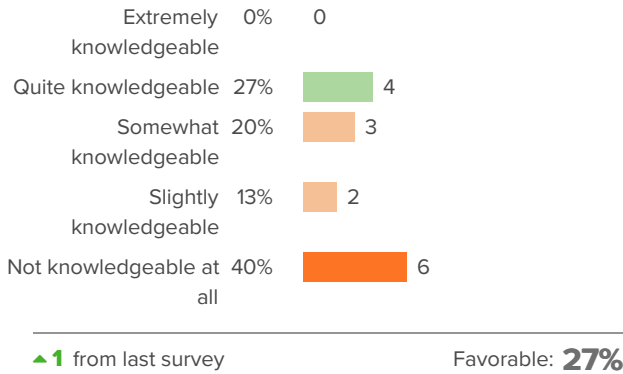


▲ 6 from last survey

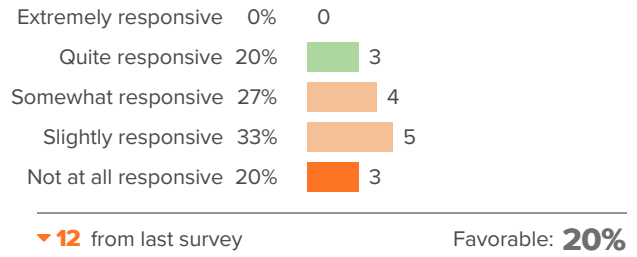
Favorable: **27%**



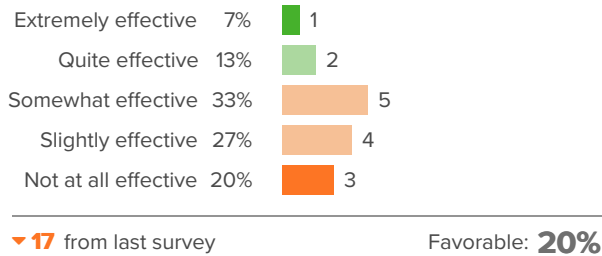
Q.5: How knowledgeable are your school leaders about what is going on in teachers' classrooms?



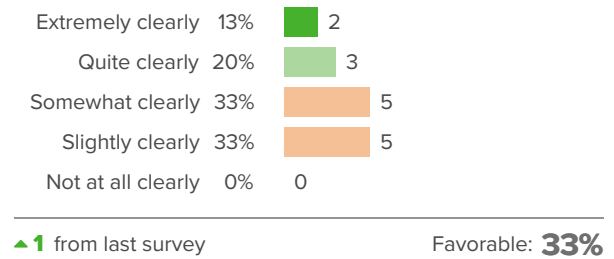
Q.6: How responsive are school leaders to your feedback?



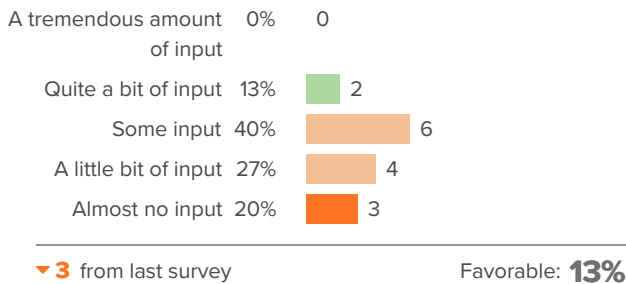
Q.7: How effective are the school leaders at developing rules for students that facilitate their learning?



Q.8: How clearly do your school leaders identify their goals for teachers?



Q.9: When the school makes important decisions, how much input do teachers have?





Staff-Leadership Relationships

Your average

50%

16 responses

Change

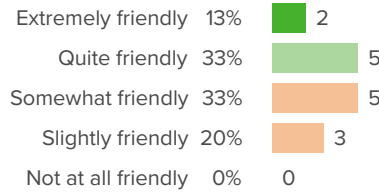
▲ 9

since last survey

Client average: **57%** SSD of St. Louis (MO)

How did people respond?

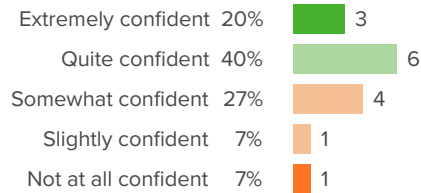
Q.1: How friendly are your school leaders toward you?



▲ 5 from last survey

Favorable: **47%**

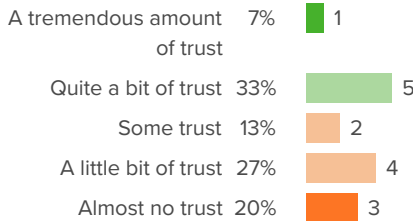
Q.2: How confident are you that your school leaders have the best interests of the school in mind?



▲ 13 from last survey

Favorable: **60%**

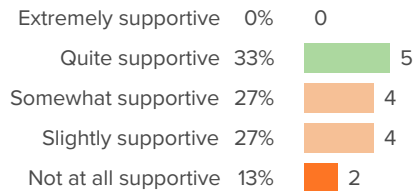
Q.3: How much trust exists between school leaders and faculty?



▲ 14 from last survey

Favorable: **40%**


Q.4: When you face challenges at work, how supportive are your school leaders?



▼ 4 from last survey

Favorable: **33%**

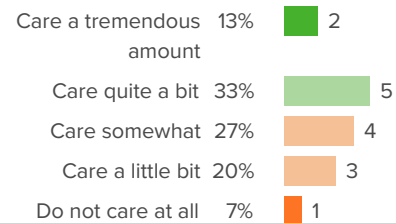
Q.5: At your school, how motivating do you find working with the leadership team?



▲ 7 from last survey

Favorable: **33%**

Q.6: How much do your school leaders care about you as an individual?

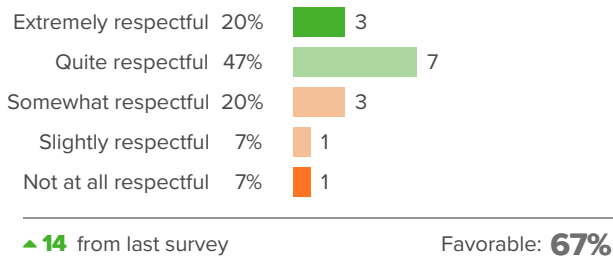


▲ 5 from last survey

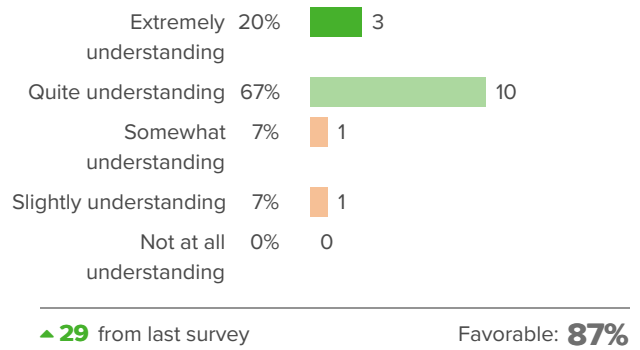
Favorable: **47%**



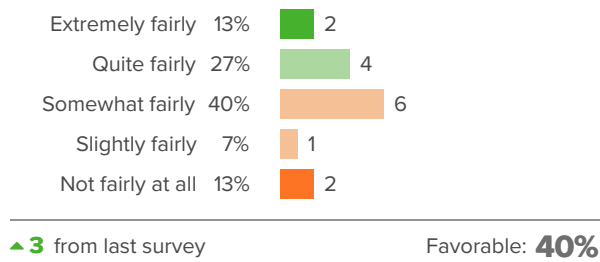
Q.7: How respectful are your school leaders towards you?



Q.8: When challenges arise in your personal life, how understanding are your school leaders?



Q.9: How fairly does the school leadership treat the faculty?





Well-being

Your average

57%

16 responses

Change

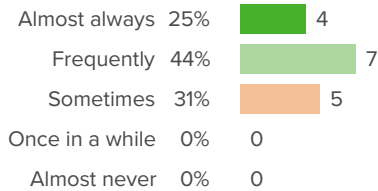
▲ 7

since last survey

Client average: **54%** SSD of St. Louis (MO)

How did people respond?

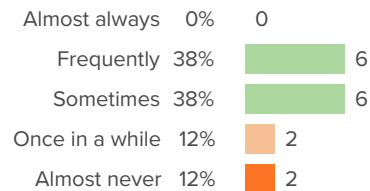
Q.1: During the past week, how often did you feel engaged at work?



▲ 4 from last survey

Favorable: **69%**

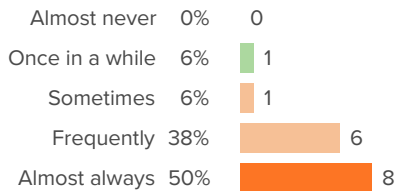
Q.2: During the past week, how often did you feel excited at work?



▲ 5 from last survey

Favorable: **75%**

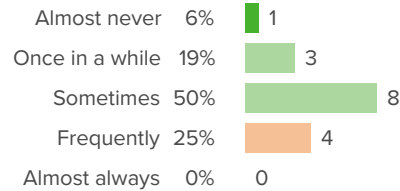
Q.3: During the past week, how often did you feel exhausted at work?



▲ 1 from last survey

Favorable: **6%**

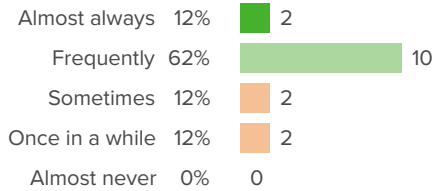
Q.4: During the past week, how often did you feel frustrated at work?



▲ 0 from last survey

Favorable: **75%**

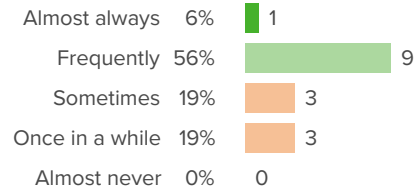
Q.5: During the past week, how often did you feel happy at work?



▲ 20 from last survey

Favorable: **75%**

Q.6: During the past week, how often did you feel hopeful at work?

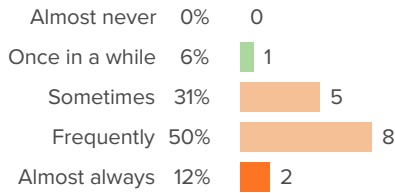


▲ 13 from last survey

Favorable: **63%**

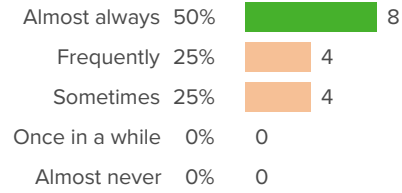


Q.7: During the past week, how often did you feel overwhelmed at work?



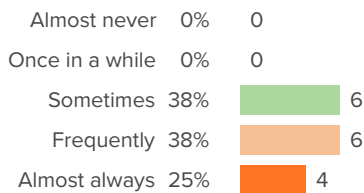
▼ **14** from last survey Favorable: **6%**

Q.8: During the past week, how often did you feel safe at work?



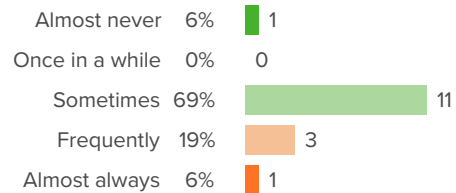
▲ **25** from last survey Favorable: **50%**

Q.9: During the past week, how often did you feel stressed out at work?



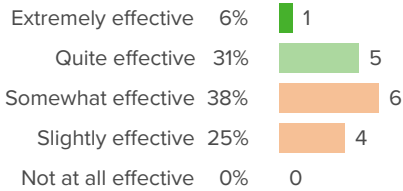
▼ **2** from last survey Favorable: **38%**

Q.10: During the past week, how often did you feel worried at work?



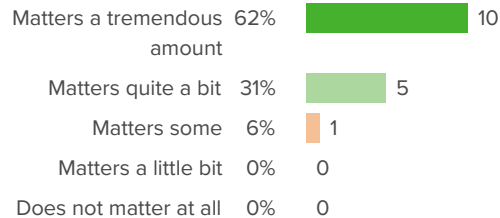
▲ **10** from last survey Favorable: **75%**

Q.11: How effective do you feel at your job right now?



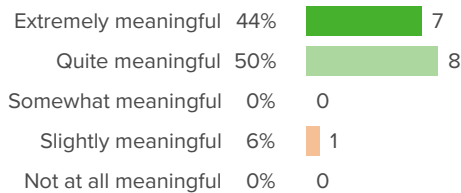
▲ **13** from last survey Favorable: **38%**

Q.12: How much does your work matter to you?



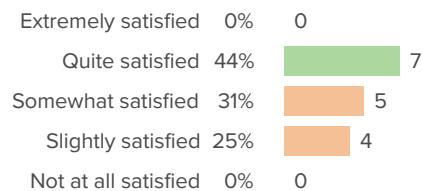
▲ **9** from last survey Favorable: **94%**

Q.13: How meaningful for you is the work that you do?



▲ **14** from last survey Favorable: **94%**

Q.14: Overall, how satisfied are you with your job right now?



▲ **9** from last survey Favorable: **44%**



Work environment

Your average

73%

16 responses

Change

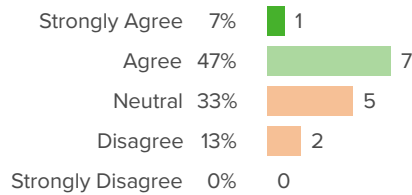
▲ 15

since last survey

Client average: **72%** SSD of St. Louis (MO)

How did people respond?

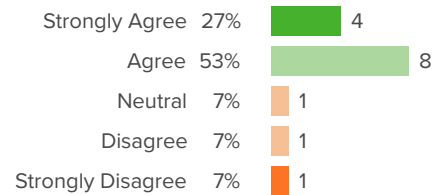
Q.1: I have the materials and resources to do my job effectively.



▲ 11 from last survey

Favorable: **53%**

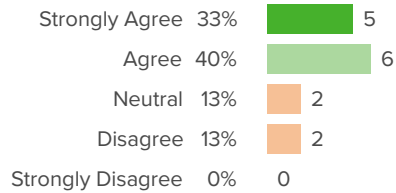
Q.2: My school/location is in good condition and well-maintained.



▲ 17 from last survey

Favorable: **80%**

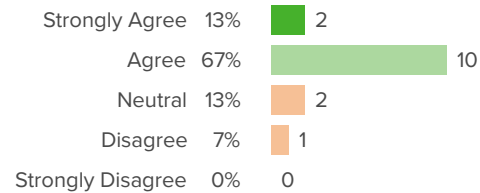
Q.3: I feel safe in my school/location.



▲ 20 from last survey

Favorable: **73%**

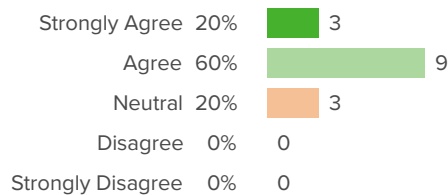
Q.4: I am aware of safety and security procedures at my school/location.



▲ 22 from last survey

Favorable: **80%**

Q.5: SSD provides opportunities to promote employee wellness (i.e., employee health and general well-being).



▲ 6 from last survey

Favorable: **80%**



Background Questions

How did people respond?


Q.1: Location

Affton School District	0%	0
Bayless School District	0%	0
Brentwood School District	0%	0
Clayton School District	0%	0
Ferguson-Florissant School District	0%	0
Hancock Place School District	0%	0
Hazelwood School District	0%	0
Jennings School District	0%	0
Kirkwood School District	0%	0
Ladue School District	0%	0
Lindbergh School District	0%	0
Maplewood-Richmond Heights School District	0%	0
Mehlville School District	0%	0
Normandy School District	0%	0
Parkway School District	0%	0
Pattonville School District	0%	0
Ritenour School District	0%	0
Riverview Gardens School District	0%	0
Rockwood School District	0%	0

Q.2: Job type

Teacher - SSD school, site, or program	7%	1
Teacher - Partner district	93%	13



University City School District	100%		14
Valley Park School District	0%	0	
Webster Groves School District	0%	0	
Ackerman School	0%	0	
Bridges Program	0%	0	
Central Office	0%	0	
Distribution Center	0%	0	
Learning Center	0%	0	
Litzsinger School	0%	0	
Neuwoehner High School	0%	0	
North Tech High School	0%	0	
Northview High School	0%	0	
South Tech High School	0%	0	
Southview School	0%	0	
VSP	0%	0	