



# Neuwoehner

Teacher Survey  
Spring 2023



Report created by  
Panorama Education



# Summary

Topic Description	Results	Comparison
<b>Additional questions</b>	<b>52%</b> ▲ 32 since last survey	<b>35%</b> SSD of St. Louis (MO) <b>53%</b> Special School District
<b>Communicating results</b>	<b>88%</b> ▲ 5 since last survey	<b>68%</b> SSD of St. Louis (MO) <b>71%</b> Special School District
<b>Communications</b>	<b>60%</b> ▼ 3 since last survey	<b>65%</b> SSD of St. Louis (MO) <b>61%</b> Special School District
<b>Deia</b>	<b>55%</b> ▲ 3 since last survey	<b>62%</b> SSD of St. Louis (MO) <b>58%</b> Special School District
<b>Feedback and Coaching</b> Perceptions of the amount and quality of feedback faculty and staff receive.	<b>34%</b> ▼ 1 since last survey	<b>33%</b> SSD of St. Louis (MO) <b>34%</b> Special School District
<b>Mission and vision</b>	<b>65%</b> ▼ 3 since last survey	<b>69%</b> SSD of St. Louis (MO) <b>70%</b> Special School District
<b>Overall engagement</b>	<b>61%</b> ▼ 9 since last survey	<b>68%</b> SSD of St. Louis (MO) <b>69%</b> Special School District



### Professional Learning

42%

▼ 3

since last survey

40% SSD of St. Louis (MO)

45% Special School District

### School Climate

Perceptions of the overall social and learning climate of the school.

28%

▲ 1

since last survey

41% SSD of St. Louis (MO)

39% Special School District

### School Leadership

Perceptions of the school leadership's effectiveness.

51%

▼ 11

since last survey

43% SSD of St. Louis (MO)

44% Special School District

### Staff-Leadership Relationships

Perceptions of faculty and staff relationships with school leaders.

55%

▼ 14

since last survey

57% SSD of St. Louis (MO)

59% Special School District

### Well-being

Faculty and staff perceptions of their own professional well-being.

47%

▼ 4

since last survey

54% SSD of St. Louis (MO)

57% Special School District

### Work environment

65%

▼ 7

since last survey

72% SSD of St. Louis (MO)

78% Special School District

27 responses



# Additional questions

Your average

**52%**

27 responses

Change

**▲ 32**

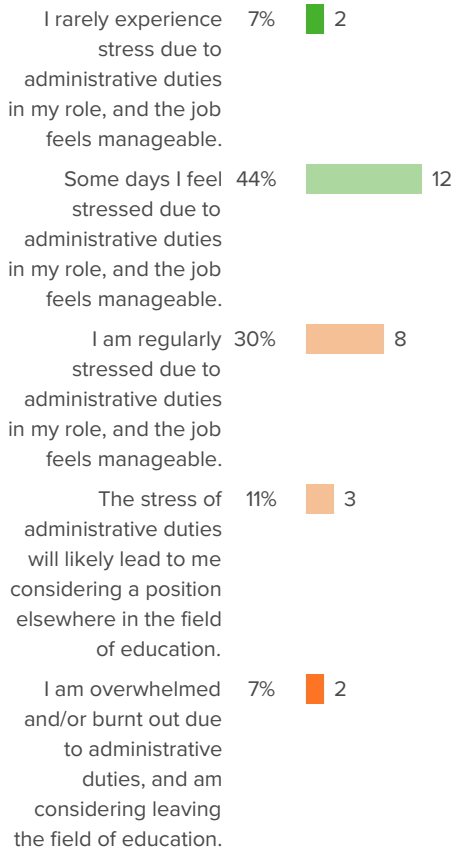
since last survey

Client average: **35%** SSD of St. Louis (MO)

District average: **53%** Special School District

## How did people respond?

### Q.1: To what extent do administrative duties (e.g. data entry, email, filling out forms, etc.) impact your personal level of stress?



▲ **32** from last survey

Favorable: **52%**



# Communicating results

Your average

**88%**

27 responses

Change

**▲ 5**

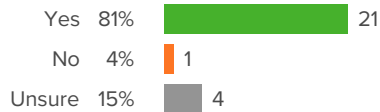
since last survey

Client average: **68%** SSD of St. Louis (MO)

District average: **71%** Special School District

## How did people respond?

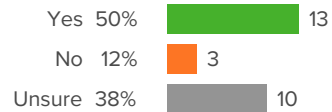
**Q.1: The SSD Employee Engagement Survey was last administered in February/March 2022. Were the results shared with you?**



▲ 9 from last survey

Favorable: **95%**

**Q.2: Has your immediate SSD supervisor made changes to improve employee engagement since the last survey?**



▲ 2 from last survey

Favorable: **81%**



# Communications

Your average

**60%**

27 responses

Change

**▼ 3**

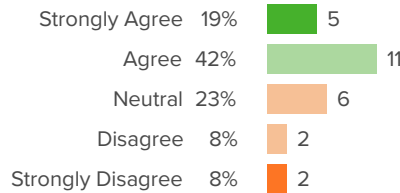
since last survey

Client average: **65%** SSD of St. Louis (MO)

District average: **61%** Special School District

## How did people respond?

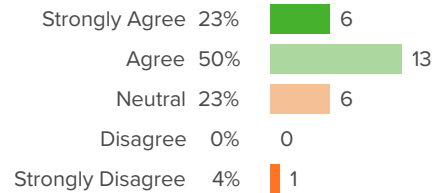
### Q.1: My direct supervisor provides me with constructive feedback.



▼ 15 from last survey

Favorable: **62%**

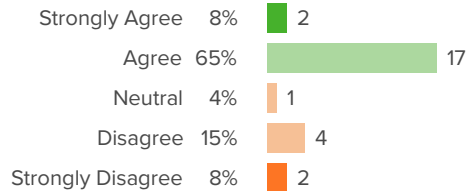
### Q.2: I receive adequate and timely information about district news and initiatives.



▼ 1 from last survey

Favorable: **73%**

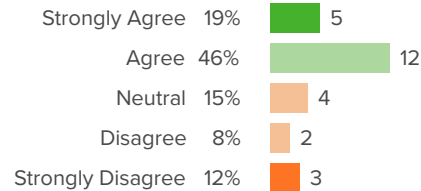
### Q.3: I am aware of where and how I can direct a question or concern.



▲ 5 from last survey

Favorable: **73%**

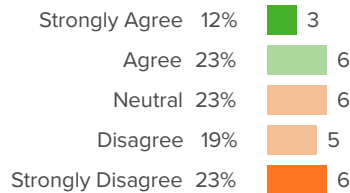
### Q.4: The actions of my immediate SSD supervisor are consistent with his or her words.



▼ 9 from last survey

Favorable: **65%**

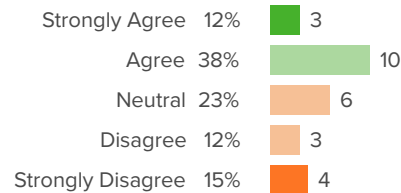
### Q.5: SSD leaders clearly explain the reasons behind decisions on key issues.



▼ 7 from last survey

Favorable: **35%**

### Q.6: SSD leaders encourage employees to share ideas to improve performance.



▲ 8 from last survey

Favorable: **50%**



# Deia

Your average

# 55%

27 responses

Change

# ▲ 3

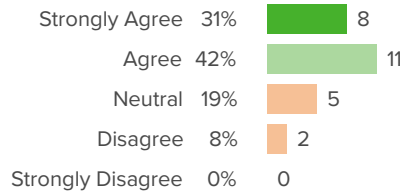
since last survey

Client average: **62%** SSD of St. Louis (MO)

District average: **58%** Special School District

## How did people respond?

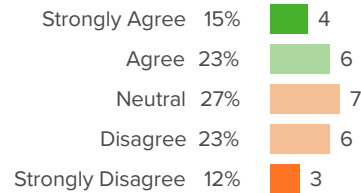
### Q.1: SSD staff values and embraces diversity, equity, inclusion, and accessibility.



▲ 8 from last survey

Favorable: **73%**

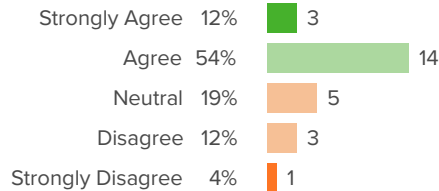
### Q.2: SSD provides an environment for the free and open expression of ideas, opinions, and beliefs.



▼ 4 from last survey

Favorable: **38%**

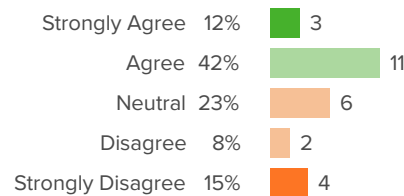
### Q.3: SSD Administration communicates effectively with others from diverse backgrounds.



▲ 13 from last survey

Favorable: **65%**

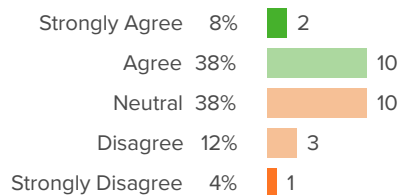
### Q.4: SSD's equity professional development is valuable, and I have used what I have learned in my work.



▼ 1 from last survey

Favorable: **54%**

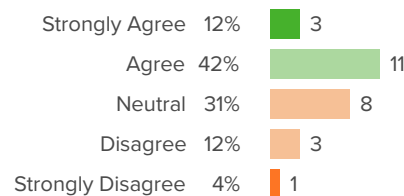
### Q.5: I feel my background and identity are valued at SSD.



▼ 2 from last survey

Favorable: **46%**

### Q.6: People from all backgrounds and with a range of identities have equitable opportunities to advance their careers at SSD.



▲ 2 from last survey

Favorable: **54%**



# Feedback and Coaching

Your average

**34%**

27 responses

Change

**▼ 1**

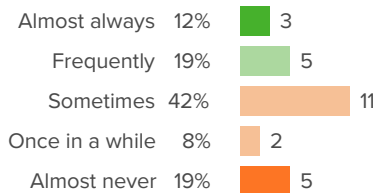
since last survey

Client average: **33%** SSD of St. Louis (MO)

District average: **34%** Special School District

## How did people respond?

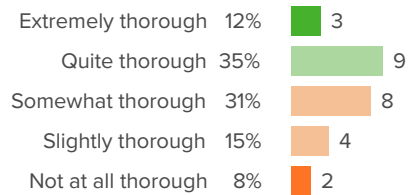
### Q.1: How often do you receive feedback on your teaching?



▼ 8 from last survey

Favorable: **31%**

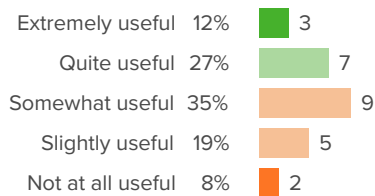
### Q.2: At your school, how thorough is the feedback you receive in covering all aspects of your role as a teacher?



▲ 3 from last survey

Favorable: **46%**

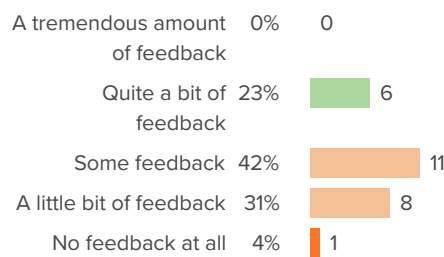
### Q.3: How useful do you find the feedback you receive on your teaching?



▼ 1 from last survey

Favorable: **38%**

### Q.4: How much feedback do you receive on your teaching?



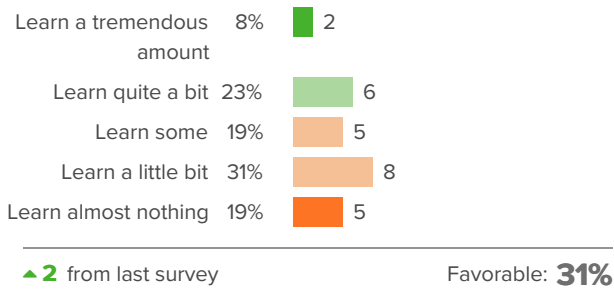
▼ 3 from last survey

Favorable: **23%**





**Q.5: How much do you learn from the teacher evaluation processes at your school?**





# Mission and vision

Your average

**65%**

27 responses

Change

▼ **3**

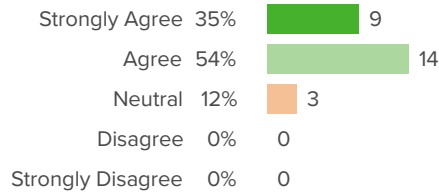
since last survey

Client average: **69%** SSD of St. Louis (MO)

District average: **70%** Special School District

## How did people respond?

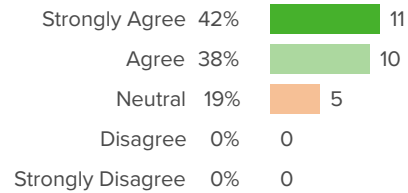
### Q.1: I am familiar with and support the mission and vision of SSD.



▼ 6 from last survey

Favorable: **88%**

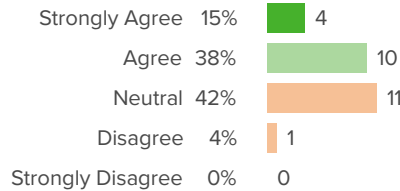
### Q.2: The district's mission and vision are clearly defined.



▼ 6 from last survey

Favorable: **81%**

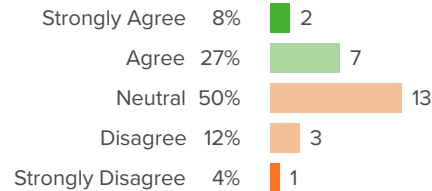
### Q.3: The district is moving in a direction that reflects our mission and vision.



▼ 4 from last survey

Favorable: **54%**

### Q.4: I can provide input on how the district accomplishes its mission.



▲ 3 from last survey

Favorable: **35%**



# Overall engagement

Your average

**61%**

27 responses

Change

▼ **9**

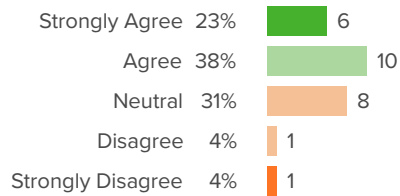
since last survey

Client average: **68%** SSD of St. Louis (MO)

District average: **69%** Special School District

## How did people respond?

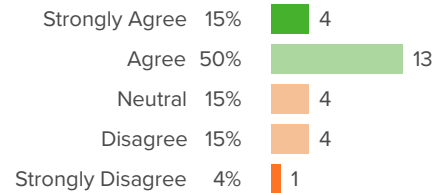
### Q.1: I am proud to work for SSD.



▼ **19** from last survey

Favorable: **62%**

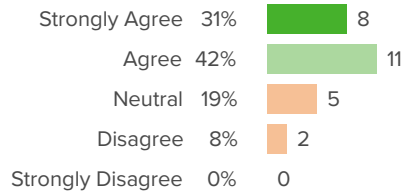
### Q.2: Employment with SSD gives me a feeling of accomplishment.



▼ **9** from last survey

Favorable: **65%**

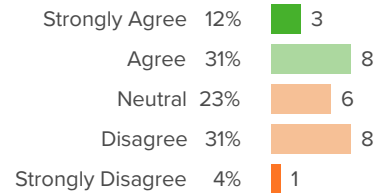
### Q.3: I am engaged in my work.



▼ **7** from last survey

Favorable: **73%**

### Q.4: I am included in decisions that affect my work.



▼ **3** from last survey

Favorable: **42%**



# Professional Learning

Your average

# 42%

27 responses

Change

# ▼ 3

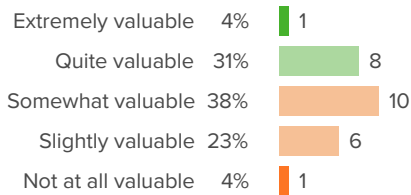
since last survey

Client average: **40%** SSD of St. Louis (MO)

District average: **45%** Special School District

## How did people respond?

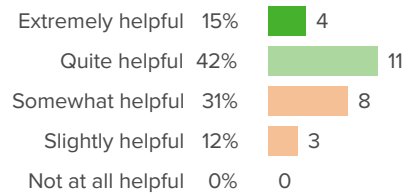
### Q.1: At your school, how valuable are the available professional development opportunities?



▲ 9 from last survey

Favorable: **35%**

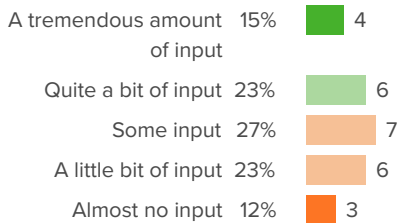
### Q.2: How helpful are your colleagues' ideas for improving your teaching?



▼ 10 from last survey

Favorable: **58%**

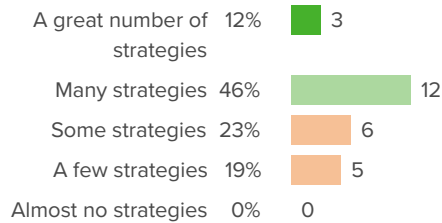
### Q.3: How much input do you have into individualizing your own professional development opportunities?



▼ 4 from last survey

Favorable: **38%**

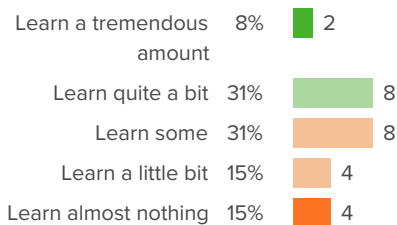
### Q.4: Through working at your school, how many new teaching strategies have you learned?



▼ 7 from last survey

Favorable: **58%**

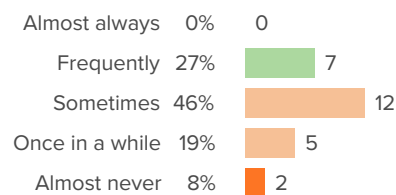
### Q.5: Overall, how much do you learn about teaching from the leaders at your school?



▼ 1 from last survey

Favorable: **38%**

### Q.6: How often do your professional development opportunities help you explore new ideas?

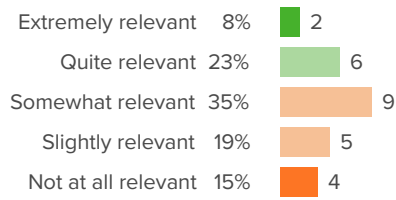


▲ 1 from last survey

Favorable: **27%**



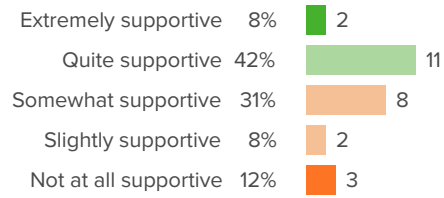
**Q.7: How relevant have your professional development opportunities been to the content that you teach?**



▼ 4 from last survey

Favorable: **31%**

**Q.8: Overall, how supportive has the school been of your growth as a teacher?**



▼ 11 from last survey

Favorable: **50%**



# School Climate

Your average

**28%**

27 responses

Change

**▲ 1**

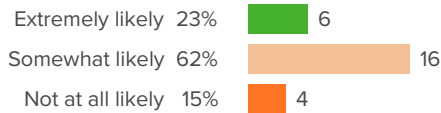
since last survey

Client average: **41%** SSD of St. Louis (MO)

District average: **39%** Special School District

## How did people respond?

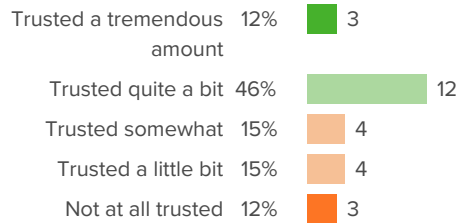
### Q.1: How likely is it that you would recommend working for SSD to a family member or friend?



▼ 6 from last survey

Favorable: **23%**

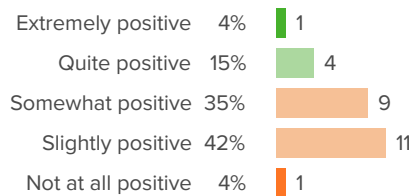
### Q.2: To what extent are staff trusted to work in the way they think is best?



▲ 3 from last survey

Favorable: **58%**

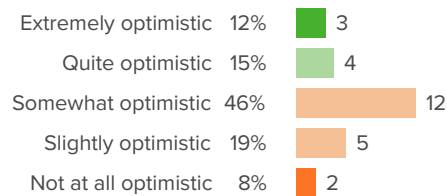
### Q.3: How positive are the attitudes of your colleagues?



▲ 6 from last survey

Favorable: **19%**

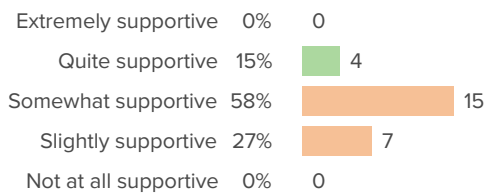
### Q.4: How optimistic are you the future of Special School District?



▼ 5 from last survey

Favorable: **27%**

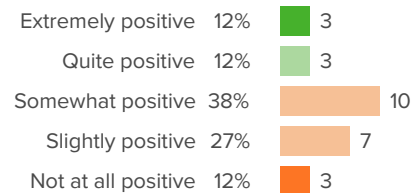
### Q.5: When new initiatives are presented at your school, how supportive are your colleagues?



▼ 1 from last survey

Favorable: **15%**

### Q.6: Overall, how positive is the working environment at your school/location?



▲ 7 from last survey

Favorable: **23%**



# School Leadership

Your average

**51%**

27 responses

Change

**▼ 11**

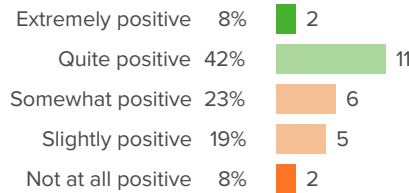
since last survey

Client average: **43%** SSD of St. Louis (MO)

District average: **44%** Special School District

## How did people respond?

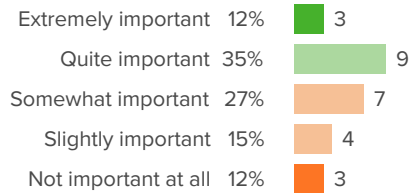
### Q.1: How positive is the tone that school leaders set for the culture of the school?



▼ 15 from last survey

Favorable: **50%**

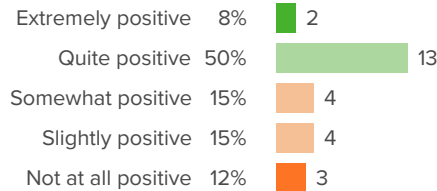
### Q.2: For your school leaders, how important is teacher satisfaction?



▼ 22 from last survey

Favorable: **46%**

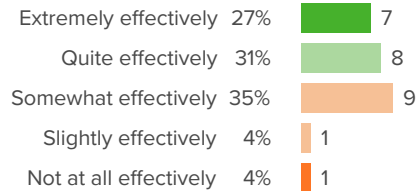
### Q.3: Overall, how positive is the influence of the school leaders on the quality of your teaching?



▼ 10 from last survey

Favorable: **58%**

### Q.4: How effectively do school leaders communicate important information to teachers?

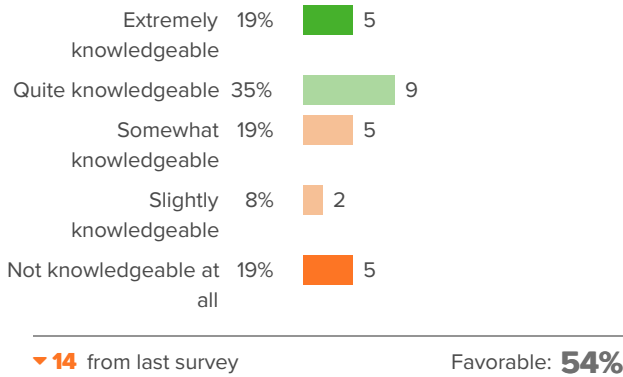


▼ 16 from last survey

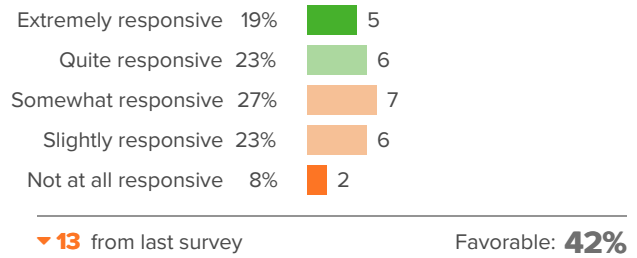
Favorable: **58%**



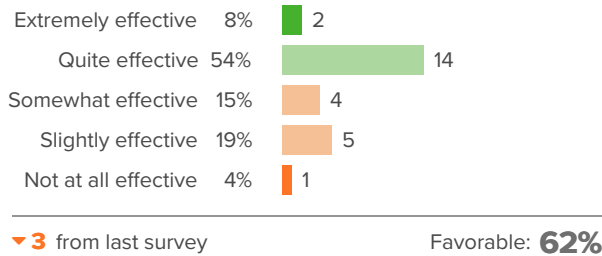
**Q.5: How knowledgeable are your school leaders about what is going on in teachers' classrooms?**



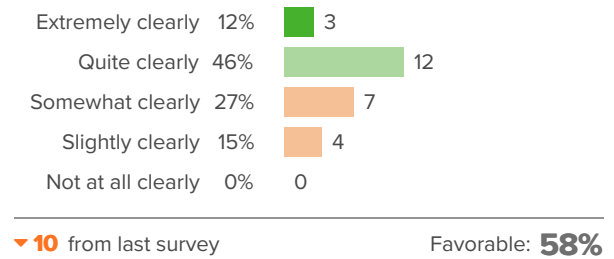
**Q.6: How responsive are school leaders to your feedback?**



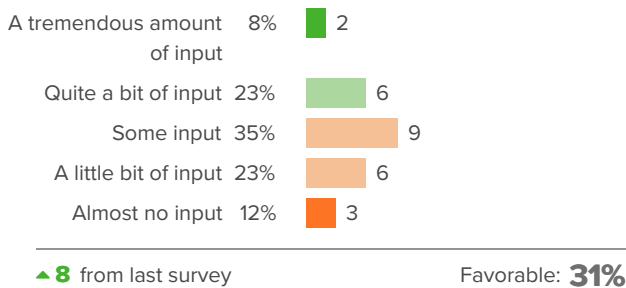
**Q.7: How effective are the school leaders at developing rules for students that facilitate their learning?**



**Q.8: How clearly do your school leaders identify their goals for teachers?**



**Q.9: When the school makes important decisions, how much input do teachers have?**







# Staff-Leadership Relationships

Your average

# 55%

27 responses

Change

# ▼ 14

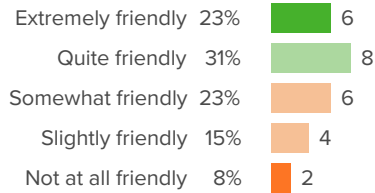
since last survey

Client average: **57%** SSD of St. Louis (MO)

District average: **59%** Special School District

## How did people respond?

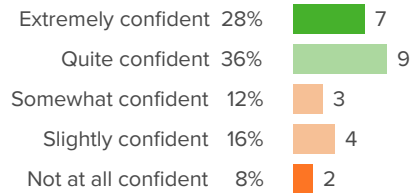
### Q.1: How friendly are your school leaders toward you?



▼ 23 from last survey

Favorable: **54%**

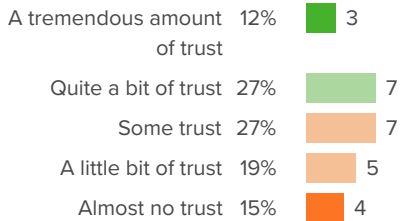
### Q.2: How confident are you that your school leaders have the best interests of the school in mind?



▼ 13 from last survey

Favorable: **64%**

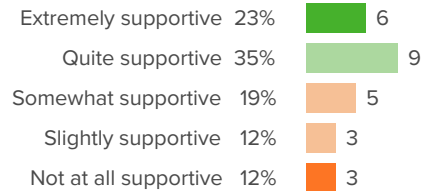
### Q.3: How much trust exists between school leaders and faculty?



▼ 10 from last survey

Favorable: **38%**


### Q.4: When you face challenges at work, how supportive are your school leaders?



▼ 13 from last survey

Favorable: **58%**

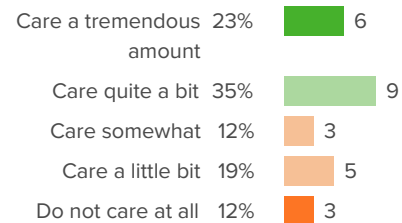
### Q.5: At your school, how motivating do you find working with the leadership team?



▼ 4 from last survey

Favorable: **38%**

### Q.6: How much do your school leaders care about you as an individual?

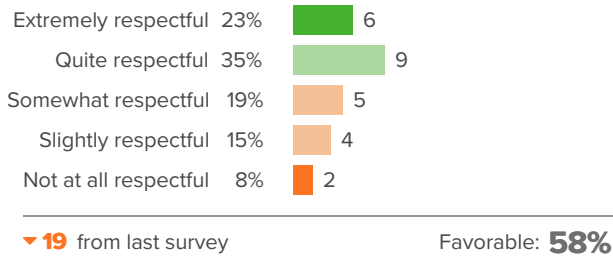


▼ 13 from last survey

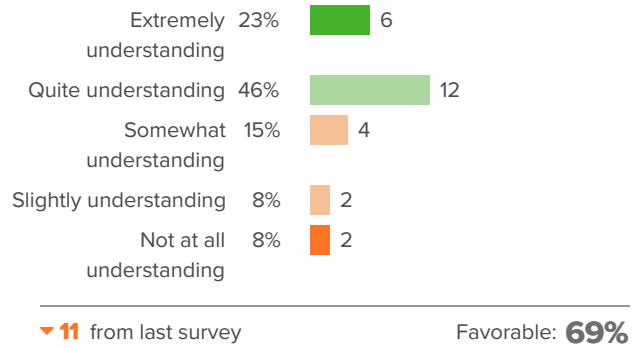
Favorable: **58%**



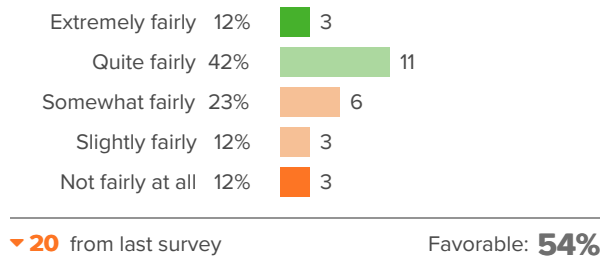
**Q.7: How respectful are your school leaders towards you?**



**Q.8: When challenges arise in your personal life, how understanding are your school leaders?**



**Q.9: How fairly does the school leadership treat the faculty?**





# Well-being

Your average

**47%**

27 responses

Change

**▼ 4**

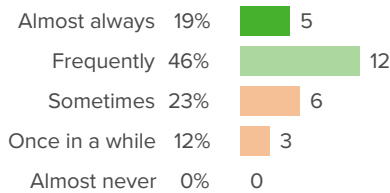
since last survey

Client average: **54%** SSD of St. Louis (MO)

District average: **57%** Special School District

## How did people respond?

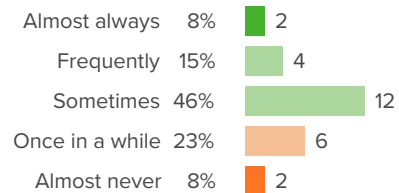
**Q.1: During the past week, how often did you feel engaged at work?**



▼ 9 from last survey

Favorable: **65%**

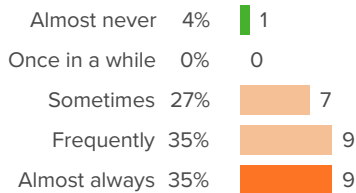
**Q.2: During the past week, how often did you feel excited at work?**



▼ 8 from last survey

Favorable: **69%**

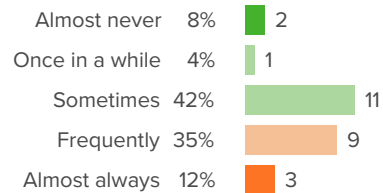
**Q.3: During the past week, how often did you feel exhausted at work?**



▲ 1 from last survey

Favorable: **4%**

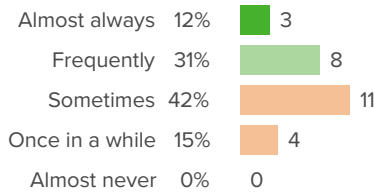
**Q.4: During the past week, how often did you feel frustrated at work?**



▼ 7 from last survey

Favorable: **54%**

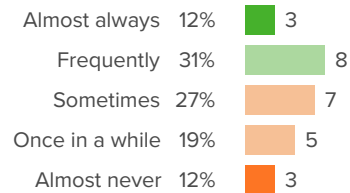
**Q.5: During the past week, how often did you feel happy at work?**



▼ 10 from last survey

Favorable: **42%**

**Q.6: During the past week, how often did you feel hopeful at work?**

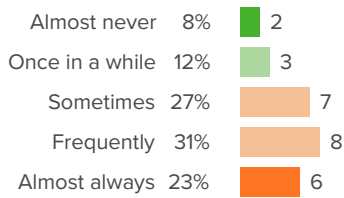


▲ 7 from last survey

Favorable: **42%**

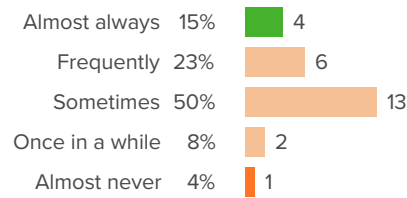


**Q.7: During the past week, how often did you feel overwhelmed at work?**



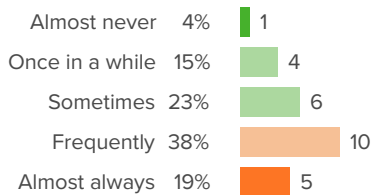
▲ 6 from last survey Favorable: 19%

**Q.8: During the past week, how often did you feel safe at work?**



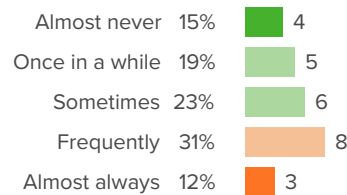
▲ 2 from last survey Favorable: 15%

**Q.9: During the past week, how often did you feel stressed out at work?**



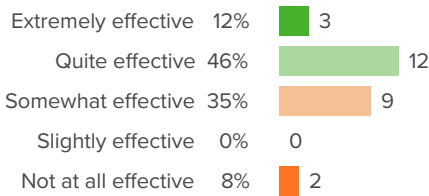
▲ 0 from last survey Favorable: 42%

**Q.10: During the past week, how often did you feel worried at work?**



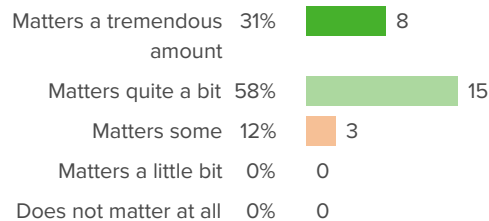
▼ 19 from last survey Favorable: 58%

**Q.11: How effective do you feel at your job right now?**



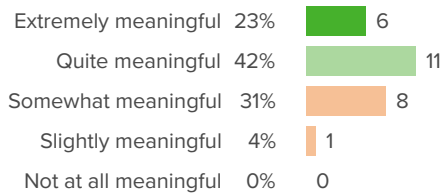
▲ 3 from last survey Favorable: 58%

**Q.12: How much does your work matter to you?**



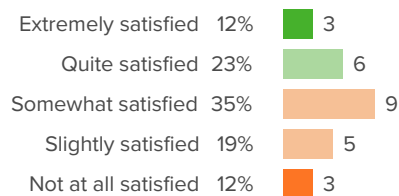
▼ 2 from last survey Favorable: 88%

**Q.13: How meaningful for you is the work that you do?**



▼ 16 from last survey Favorable: 65%

**Q.14: Overall, how satisfied are you with your job right now?**



▼ 10 from last survey Favorable: 35%



# Work environment

Your average

**65%**

27 responses

Change

**▼ 7**

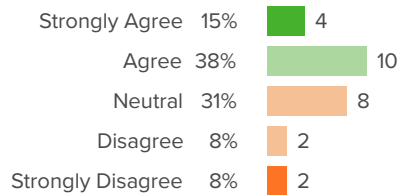
since last survey

Client average: **72%** SSD of St. Louis (MO)

District average: **78%** Special School District

## How did people respond?

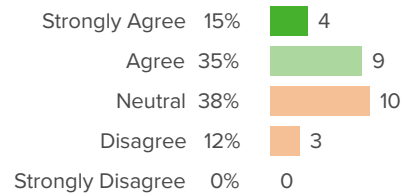
### Q.1: I have the materials and resources to do my job effectively.



▼ 4 from last survey

Favorable: **54%**

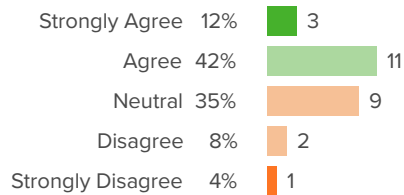
### Q.2: My school/location is in good condition and well-maintained.



▼ 31 from last survey

Favorable: **50%**

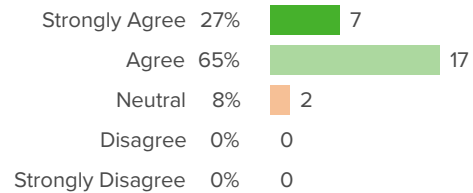
### Q.3: I feel safe in my school/location.



▼ 7 from last survey

Favorable: **54%**

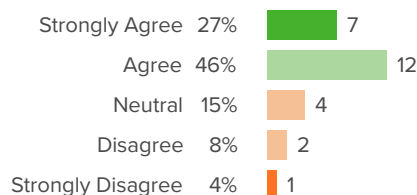
### Q.4: I am aware of safety and security procedures at my school/location.



▲ 5 from last survey

Favorable: **92%**

### Q.5: SSD provides opportunities to promote employee wellness (i.e., employee health and general well-being).



▼ 1 from last survey

Favorable: **73%**



# Background Questions

## How did people respond?

---

### Q.1: Location

Affton School District	0%	0
Bayless School District	0%	0
Brentwood School District	0%	0
Clayton School District	0%	0
Ferguson-Florissant School District	0%	0
Hancock Place School District	0%	0
Hazelwood School District	0%	0
Jennings School District	0%	0
Kirkwood School District	0%	0
Ladue School District	0%	0
Lindbergh School District	0%	0
Maplewood-Richmond Heights School District	0%	0
Mehlville School District	0%	0
Normandy School District	0%	0
Parkway School District	0%	0
Pattonville School District	0%	0
Ritenour School District	0%	0
Riverview Gardens School District	0%	0
Rockwood School District	0%	0

### Q.2: Job type

Teacher - SSD school, 100% site, or program		25
Teacher - Partner district	0%	0



University City School District	0%	0
Valley Park School District	0%	0
Webster Groves School District	0%	0
Ackerman School	0%	0
Bridges Program	0%	0
Central Office	0%	0
Distribution Center	0%	0
Learning Center	0%	0
Litzsinger School	0%	0
Neuwoehner High School	100%	24
North Tech High School	0%	0
Northview High School	0%	0
South Tech High School	0%	0
Southview School	0%	0
VSP	0%	0