



# ALEXANDRA COLLEGE DUBLIN

## Alexandra College Preschool - Fire Safety Policy

Document Title:	Fire Safety
Unique Reference Number:	003
Document Author:	Alexandra College Junior School, CB
Document Approved:	Avril Lamplugh
Person(s) responsible for developing, distributing and reviewing Policy	Avril Lamplugh
Person responsible for approving Policy	Board of Management
Method of communication of policies to staff (email / hard copy / induction training)	Email
Method of communication of policies to parents/guardians (full policies via email, hard copy)	Email
Method of communication of policies to Children in the Service	A Child Friendly Version of this policy is available in the Service
Method of communication of policies to Relevant Stakeholders (full policies via email, hard copy)	Email
Date the Document is Effective From:	March 2023
Scheduled Review Date	March 2025
Number of Pages:	8

**This policy is developed in accordance with the Child Care Act 1991 [Early Years Services] [Registration of School Age Services] Regulations 2018.**

**This policy is available and communicated to parents, staff and relevant stakeholders.**

**It is also available in child friendly format to school age children in the Service**

**Relevant staff know the requirements and have a clear understanding of their roles and responsibilities in relation to this policy. Relevant staff have received training on this policy.**

**Children will be taught how to evacuate in a child-friendly manner and this procedure will be built into the curriculum. Children will be taught about fire safety and staff will be cognisant of the children's age and stage of development in doing this.**

**Statement of Intent:**

We will follow all relevant legislation. We will also ensure we follow the 'Guide to Fire Safety in the Premises used for Preschool Services' from the Department of the Environment as a guideline. This is to ensure the safety, health and welfare of the children, staff and parents/guardians who are in the service.

Fire drill procedures are carried out in a child friendly format to ensure the safe evacuation of the children availing of the Service.

In the interests of a child friendly approach children are taught the fundamentals of fire safety and drills are carried out in a manner that the children can understand. Staff will be aware of any children who may become upset during fire drills will offer reassurance

**Policy and Procedures:**

We will ensure that we:

- Retain records of all fire drills held by the Service.
- Fire drills will be carried out monthly at different times and days during the sessions to ensure we know how to respond in all circumstances. A written record will be kept on file and will be available for inspection.
- Records of fire drills will demonstrate that:
  - they are initiated by setting off the fire alarm
  - all children attending the Service are included in the drill;
  - how many children and staff are present;
  - The fire drill is carried out at different times of the day and on different days of the week and includes all groups.
  - the date and time of the drill.
  - the length of the drill;

- routes of escape used.
- the location of the fire assembly point(s)
- Fire extinguishers will be stored appropriately, ready for use and in good working order.
- Staff are familiar with the location of all firefighting equipment and are trained in its use.
- A record of the number, type and maintenance record of all firefighting equipment including fire extinguishers and smoke alarms will be kept and they will be serviced annually with a record maintained of the service dates. The records will include:
  - A maintenance certificate from a competent contractor or company.
  - Smoke alarms will be tested monthly
- All employees will be trained on the Fire Safety Policy
  - The procedure to be followed in case of fire with particular awareness of the layout of the premises and the ages of the children.
  - Where firefighting equipment is located.
  - How to use firefighting equipment.
  - The location and operation of fire doors and fire exits.
  - Carrying out and recording fire drills.
  - Fire safety risk assessment.
  - Staff will be trained/retrained at least every 2 years.

**A record of this training will be recorded and kept on file for inspection and a Fire Notice setting out the procedure to be followed in a fire drill is displayed in the Service.**

- Smoke detectors will be placed at strategic points in the building and 'hard wired'.
- The smoke detectors will be checked at least once a month to ensure they are working. A record will be maintained of the dates on which the detectors are checked.
- Materials contained in bedding and internal furnishings within the service will be of EU standard (i.e. kite symbol or CE compliant) in relation to fire retardant properties and will be non toxic.
- Heat emitting surfaces will be protected by a fixed guard and/or thermostatically controlled to ensure safe temperatures.
- A system for giving warnings in the event of fire must be provided.
- Escape routes and exit doors should be maintained free from obstruction so that they can be safely and effectively used at all times.

- All flammable materials (oils, polish etc.) are safely stored outside of the children's areas. Waste is promptly disposed of and, in general, precautions are taken to ensure the prevention of occurrences likely to constitute a fire hazard.
- Daily attendance records are kept.

#### **Access to Records:**

- File records are stored securely.
- The fire drill and maintenance records are available to:
  - parents and guardians of children attending the service.
  - parents and guardians of children proposing to attend the service.
  - employees.
  - any authorised person.

#### **Record Retention Period:**

Records of fire drills and maintenance records of fire-fighting equipment and smoke alarms are kept for 5 years after their creation.

#### **Fire Notice:**

There is a notice setting out the procedures to be followed if there is a fire.

The notice is displayed in all areas of the building including on the walls of the classroom and in hallways on special notice boards.

The fire assembly point is located on the green in front of the College. Walk up the ramp from the Junior School and follow the path to the far end of the Green in front of the car park.

#### **Fire Drill Policy:**

The service has a notice of the procedures to be followed in the event of a fire drill or evacuation posted on the wall in all areas. All staff members will be trained and should be familiar with their responsibilities with regards to fire drills and the procedures in case of the fire alarm going off. The fire alarm procedure must be shown to all students, substitutes and relief employees commencing work in the service.

We have a lesson with the children about fire and why fire drills must be practiced. We do mock fire drills with the children.

Fire drills will be practiced on a regular basis, at least once a month. All persons on the premises at the time are expected to participate.

All children and staff members must be signed in and out accordingly onto the attendance record. This record will be used for fire drills.

The main consideration is to stay calm and not to panic. The children should be filed out and brought to the fire assembly point where roll call will take place.

A record of the fire drill should be kept on file in the office - how long it took, equipment needed, how you dealt with it, how the children dealt with it etc. If a child in your group was upset this should be noted in his/her individual file.

### **Fire Drill Procedures:**

If you discover a fire or one is reported to you:

- Sound the alarm and shout FIRE!
- On sounding or hearing the alarm, stop whatever you are doing and leave the building with the children by your designated fire exit route. Using the following routine.
- When the fire bell sounds, the children are asked in a calm manner to form a line without delay.
- Led by one member of staff they leave the building by the shortest route.
- The staff member/members will take the roll book, check the premises, cloakrooms and then leave last.
- A designated person will take the visitor book.
- Once outside, stay outside.
- Do not stop to collect personal belongings or to put on coats.
- If possible, close doors and windows en-route.
- Meet at the assembly point.
- Do not re-enter the building until management of the fire brigade – fire safety officer informs you it is safe to do so.
- Roll call will be carried out by management at the assembly point to ensure all persons are accounted for.

**Fire Control:**





You should only attack the fire if you know what you are doing and if you are not placing your own life in danger. Fire extinguishers and firefighting equipment are provided for this purpose.

**General:**

Staff should follow procedures for operating the fire alarm as outlined in the Health and Safety Statement. All employees should be aware of:

- All escape routes from the premises.
- All fire exits are clearly identified and easily opened from the inside
- Method of operation of fire doors.
- The importance of keeping fire doors closed.
- How to isolate power supplies where appropriate.
- The importance of general fire precautions and good housekeeping.
- The staff are made aware of the potential of fire hazards as a result their activities and smoking on site is forbidden on site or adjacent to the building.
- All staff will take reasonable care in their work activities to ensure that they do not generate any potential fire hazards. Any flammable liquids used on site will be stored away from heat sources in suitable containers which will be kept sealed to avoid build-up of flammable vapours.
- All firefighting equipment located on the premises will be in accordance with the requirements of the area that it is being located and will meet the required classification for that area based on the classifications as per I.S. 290: 1986 standard.
- All firefighting equipment is tested and serviced annually by certified contractors. In accordance with the recommendation of the appropriate Irish Standard I.S 291.1998 for fire equipment, 30% of extinguishers will be discharged each year and relevant employees trained in the safe and efficient use of the equipment.
- The chart outlines the correct use of the most commonly available fire extinguishers. Please note that CO2 extinguishers should not be used on paper or light material as they may spread burning fuel causing the fire to further spread.

## Fire Extinguisher Chart

Extinguisher		Type of Fire				
Colour	Type	Solids (wood, paper, cloth, etc)	Flammable Liquids	Flammable Gasses	Electrical Equipment	Cooking Oils and Fats
	Water	Yes	No	No	No	No
	Foam	Yes	Yes	No	No	Yes
	Dry Powder	Yes	Yes	Yes	Yes	No
	Carbon Dioxide (CO2)	No	Yes	No	Yes	Yes

### When Dealing with a Fire:

Staff should be aware of the location of the firefighting equipment on the premises and the method of operation of this equipment prior to use in an emergency. If a person's clothing is on fire, wrap the fire blanket, rug or similar article closely around them and lay them on the ground to prevent flames reaching the head. If electrical appliances are involved, switch off the power before dealing with the fire. Shut the doors and, if possible, the windows of the room in which the fire is discovered ensuring the main routes of escape are maintained at all times.

**Call the Fire Brigade** – The designated person(s) should call 999 and give precise instructions as to the address, including the name of the nearest main road and/or other landmarks

**Evacuation** – Commence an orderly evacuation of the building. The Manager will check that all the rooms are unoccupied and bathrooms. Close the doors and windows as each check is completed. The Manager will take the daily attendance sheets and a list of parents/guardians' telephone numbers to the Assembly Point.

**Assembly** – Assemble children and staff at a safe pre-arranged point. A roll call or head count should be carried out, based on the daily attendance sheets held by the Manager. The group should then proceed to a nearby safe house, from which the parents/guardians can be contacted.

**Staff Report** – A member of staff should be on hand when the Fire Brigade arrives to provide any information they require.

**Attack Fire** – You can try to extinguish the fire but only if it is safe to do so, using proper equipment. Otherwise, wait until trained personnel arrive.

The above procedure should be practiced as a Fire Drill at regular intervals to familiarize the children with the procedure without frightening them.

### **Sections 18 and 19, Fire Services Act 1981 ("the Act")**

In compliance with Section 18 of the Act it shall be the duty of every person having control over premises to which this section of the Act applies to take all reasonable measures to guard against the outbreak of fire on such premises, and to ensure as far as is reasonably practicable the safety of persons on the premises in the event of an outbreak of fire.

It shall be the duty of every person, being on premises to which this section applies, to conduct themselves in such a way as to ensure that as far as is reasonably practicable any person on the premises is not exposed to danger from fire as a consequence of any act or omission of their part.

Section 19 of the Act: The owners of the Service hereby confirm that the Service is not contained within a potentially dangerous building as defined by Article 19 of the Act.



**We have a Designated Fire Safety Officer.**

**Reviewed: May 2023**

**Next Review Date: May 2025**