

---

# Viewing Report Cards and Other Documents


## Family Access


---

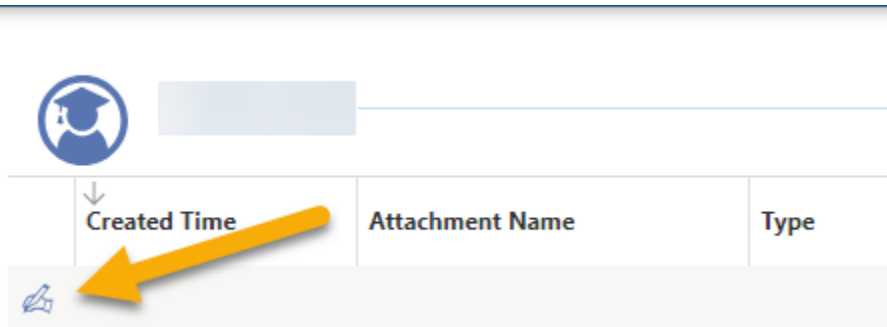
Report cards, progress reports, and certain state testing scores can be viewed in Family Access. This information is available to families for all students.

To view report cards and reports,

1. Navigate to the home screen (click on “Skyward” logo), and select the tile, **Portfolio**.



2. From the list of Attachments for a given student, click the Sign  icon.



3. Then, the Attachment Electronic Signature page will open. Select “I agree” and save.

**Attachment Electronic Signature**  
eSign Attachment

Save Cancel **2**

**GRADE REPORT RUN HISTORY ATTACHMENT DETAILS**

**ELECTRONIC SIGNATURE**

**Terms of Agreement**

Under the Federal Electronic Signatures in Global and National Commerce Act, before you may electronically sign this form, you must be provided with certain of the following information and you must affirmatively agree to the following and thereafter not withdraw your agreement.

By clicking 'I Agree' and submitting this agreement via the internet, I acknowledge that:

I have read and understood the foregoing Electronic Signature Agreement and that I intend to be bound thereby.

I understand and agree that my electronic signature is the equivalent of a manual signature and that others may rely on it as such in connection with any and all agreements I may enter into, including but not limited to this Electronic Signature Agreement.

I further acknowledge and agree that it is my obligation to immediately advise the school district of any change in my electronic address (i.e., email address).

I further acknowledge and agree that it is my obligation to immediately advise the school district in the event that I withdraw my consent to this Electronic Signature Agreement.


I acknowledge and agree that the individual electronically signing this form is the individual in whose name the account is set up, or is someone authorized to submit this form by the person whose name is on the account.

**\*I Agree**  **1**


Signed By  
[Redacted]

Date Signed  
[Redacted]


The Electronic Signature page will close and bring you back to the list of Attachments.

4. Now click the Download  icon to download a specific attachment, such as a report card.

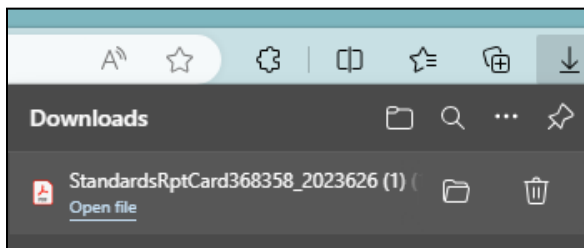
PORTFOLIO - ALL STUDENTS

 [Redacted]

**ATTACHMENTS**

Created Time	Attachment Name	Type
		Report Card

The document is downloaded to your computer or device.



If the document doesn't download, please check your browser's or device's settings.