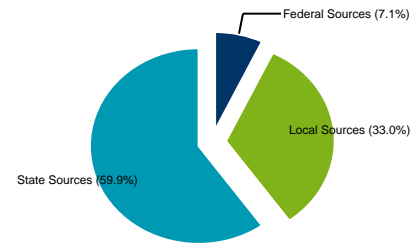


Consolidated Financial Statement
Sources and Uses of Funds - General Fund
Minnesota Department of Education
Two Year Period Ending June 30, 2022

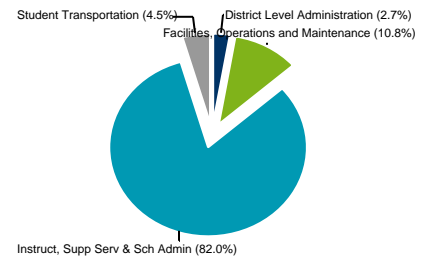
MONTICELLO PUBLIC SCHOOL DISTRICT #0882-01

	Actual 20-21	% of Total 20-21	Actual 21-22	% of Total 21-22
Sources of Funds:				
Local Sources:				
Property Taxes	\$8,496,904	14.0%	\$8,693,492	13.8%
All Other Local	<u>\$11,268,285</u>	18.6%	<u>\$12,086,838</u>	19.2%
Total Local Sources	\$19,765,189	32.6%	\$20,780,330	33.0%
State Sources:				
General Education Aid	\$32,003,299	52.8%	\$33,403,621	53.0%
Special Education Aid	\$3,496,036	5.8%	\$3,796,018	6.0%
All Other State Aid	<u>\$743,102</u>	1.2%	<u>\$571,917</u>	.9%
Total State Sources	\$36,242,438	59.8%	\$37,771,556	59.9%
Federal Sources:				
Federal Sources	\$4,601,387	7.6%	\$4,465,198	7.1%
Total Sources of Funds:	<u>\$60,609,014</u>	100.0%	<u>\$63,017,084</u>	100.0%
Uses of Funds:				
Instruction:				
Salaries	\$28,613,407	47.2%	\$29,095,894	46.3%
Benefits and Payroll Taxes	\$12,664,102	20.9%	\$13,039,121	20.8%
All Other	<u>\$2,515,950</u>	4.2%	<u>\$2,793,170</u>	4.4%
Total Instruction	\$43,793,459	72.3%	\$44,928,184	71.5%
Instructional and Pupil Support Services:				
Salaries	\$2,315,486	3.8%	\$2,368,349	3.8%
Benefits and Payroll Taxes	\$1,053,668	1.7%	\$1,145,162	1.8%
All Other	<u>\$1,554,828</u>	2.6%	<u>\$1,565,319</u>	2.5%
Total Instructional and Pupil Support Services	\$4,923,982	8.1%	\$5,078,829	8.1%
School Level Administration:				
Salaries	\$1,121,739	1.9%	\$1,193,957	1.9%
Benefits and Payroll Taxes	\$392,435	.6%	\$322,914	.5%
All Other	<u>\$9,295</u>	.0%	<u>\$9,698</u>	.0%
Total School Level Administration	\$1,523,468	2.5%	\$1,526,569	2.4%
Facilities, Operations and Maintenance:				
Salaries	\$1,681,939	2.8%	\$1,757,118	2.8%
Benefits and Payroll Taxes	\$797,684	1.3%	\$822,574	1.3%
All Other	<u>\$3,324,625</u>	5.5%	<u>\$4,182,916</u>	6.7%
Total Facilities, Operations and Maintenance	\$5,804,248	9.6%	\$6,762,608	10.8%
Subtotal School Level Education Services:	\$56,045,157	92.5%	\$58,296,190	92.8%
Student Transportation:				
Salaries	\$71,686	.1%	\$82,839	.1%
Benefits and Payroll Taxes	\$5,745	.0%	\$101	.0%
All Other	<u>\$2,847,467</u>	4.7%	<u>\$2,736,266</u>	4.4%
Total Student Transportation	\$2,924,898	4.8%	\$2,819,206	4.5%
District Level Administration:				
Salaries	\$988,854	1.6%	\$1,031,568	1.6%
Benefits and Payroll Taxes	\$385,718	.6%	\$393,648	.6%
All Other	<u>\$232,769</u>	.4%	<u>\$287,848</u>	.5%
Total District Level Administration	\$1,607,340	2.7%	\$1,713,064	2.7%

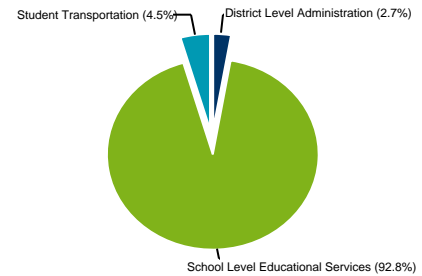
Sources of General Funds



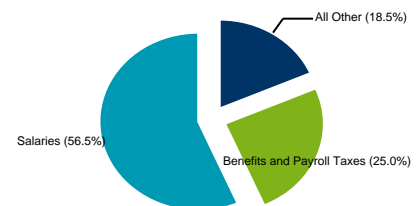
Uses of General Funds by Function/Activity



Uses of General Funds - School Level vs District Level



Uses of General Funds - Employee Compensation vs All Other



Consolidated Financial Statement
Sources and Uses of Funds - General Fund
Minnesota Department of Education
Two Year Period Ending June 30, 2022

MONTICELLO PUBLIC SCHOOL DISTRICT #0882-01

Actual	% of Total	Actual	% of Total
20-21	20-21	21-22	21-22

Total Uses of Funds:

	<u>\$60,577,394</u>	100.0%	<u>\$62,828,460</u>	100.0%
--	---------------------	--------	---------------------	--------

Additional:

Sources Over (Under) Uses	\$31,620		\$188,623	
Other Financing Sources(Uses)	\$1,686		\$26,867	
Other Adjustments	\$0		\$0	
Net Transfers In (Out)	<u>-\$54,702</u>		<u>\$0</u>	
Net Changes in Funds	-\$21,395		\$215,490	

Total Fund Balance:

Beginning of Year	\$7,615,178		\$7,593,782	
End of Year	\$7,593,782		\$7,809,272	

Excludes Source 397 - TRA & PERA Special Funding Situations Pension Revenue

Excludes Object 891 - TRA & PERA Special Funding Situations Pension Expense

Consolidated Financial Statement
Sources and Uses of Funds - General Fund
Minnesota Department of Education
Two Year Period Ending June 30, 2022

MONTICELLO PUBLIC SCHOOL DISTRICT #0882-01

Sources and Uses of Funds

	Actual 20-21	Actual 21-22
General Fund		
Total Sources	\$60,609,014	\$63,017,084
Total Uses	\$60,577,394	\$62,828,460
Other Financing Sources (Uses) & Net Transfers	<u>-\$53,016</u>	<u>\$26,867</u>
Net Change in Funds	<u>-\$21,395</u>	<u>\$215,490</u>
Ending Fund Balance (See Note 1)	\$7,593,782	\$7,809,272

Other Funds

Food Service		
Total Sources	\$2,298,218	\$3,523,114
Total Uses	\$2,064,104	\$2,788,321
Other Financing Sources (Uses) & Net Transfers	<u>\$0</u>	<u>\$400</u>
Net Change in Funds	<u>\$234,114</u>	<u>\$735,194</u>
Ending Fund Balance (See Note 1)	\$377,186	\$1,112,380

Community Service

Total Sources	\$4,181,919	\$5,177,915
Total Uses	\$4,127,861	\$4,945,125
Other Financing Sources (Uses) & Net Transfers	<u>\$54,702</u>	<u>\$0</u>
Net Change in Funds	<u>\$108,760</u>	<u>\$232,790</u>
Ending Fund Balance (See Note 1)	\$476,332	\$709,122

Building Construction

Total Sources	\$89,203	\$0
Total Uses	\$1,354,687	\$0
Other Financing Sources (Uses) & Net Transfers	<u>-\$941,875</u>	<u>\$0</u>
Net Change in Funds	<u>-\$2,207,359</u>	<u>\$0</u>
Ending Fund Balance (See Note 1)	\$0	\$0

Debt Service

Total Sources	\$3,600,534	\$3,677,424
Total Uses	\$3,635,813	\$3,638,175
Other Financing Sources (Uses) & Net Transfers	<u>\$941,875</u>	<u>\$0</u>
Net Change in Funds	<u>\$906,597</u>	<u>\$39,249</u>
Ending Fund Balance (See Note 1)	\$1,684,670	\$1,723,919

Post-Employment Benefits Debt Service Fund

Total Sources	\$0	\$0
Total Uses	\$0	\$0
Other Financing Sources (Uses) & Net Transfers	<u>\$0</u>	<u>\$0</u>

Notes: 1. Amount Includes Reserved Fund Balances

Key Statistics

	Actual 20-21	Actual 21-22
Number of Students (ADM-Average Daily Membership)	4,136	4,238
Per Student Sources of Funds - General Fund	\$14,655	\$14,870
Per Student Uses of Funds - General Fund		
Instruction and Support Services	\$11,780	\$11,800
School Level Administration	\$368	\$360
Facilities, Operations and Maintenance	\$1,403	\$1,596
Student Transportation	\$707	\$665
District Level Administration	<u>\$389</u>	<u>\$404</u>
Total Per Student Use of Funds - General Fund	\$14,647	\$14,826
ADM Served per Licensed Instructional Staff	16.62	16.91

Consolidated Financial Statement
Sources and Uses of Funds - General Fund
Minnesota Department of Education
Two Year Period Ending June 30, 2022

MONTICELLO PUBLIC SCHOOL DISTRICT #0882-01

Sources and Uses of Funds

	<u>Actual</u>	<u>Actual</u>
	<u>20-21</u>	<u>21-22</u>
Net Change in Funds	<u>\$0</u>	<u>\$0</u>
Ending Fund Balance (See Note 1)	\$0	\$0

Total

Total Sources	\$70,778,889	\$75,395,537
Total Uses	\$71,759,859	\$74,200,081
Other Financing Sources/Uses & Net Transfers	<u>\$1,686</u>	<u>\$27,267</u>
Net Change in Funds	<u>-\$979,284</u>	<u>\$1,222,723</u>
Ending Fund Balance (See Note 1)	\$10,131,970	\$11,354,693

Notes: 1. Amount Includes Reserved Fund Balances

Excludes Source 397 - TRA & PERA Special Funding Situations Pension Revenue

Excludes Object 891 - TRA & PERA Special Funding Situations Pension Expense